

FZT717

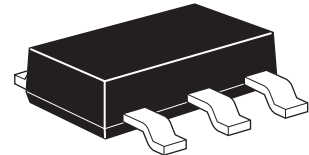
SOT223 PNP medium power transistor

Summary

$BV_{CEO} = -12V$; $I_C = 3A$

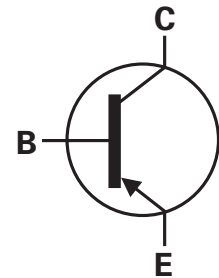
Description

Packaged in the SOT223 outline this low saturation 12V PNP transistor offers extremely low on state losses making it ideal for use in DC-DC circuits and various driving and power management functions.



Features

- 2W power dissipation
- 3A continuous current
- Excellent h_{FE} characteristics up to 10A (pulsed)
- Low saturation voltage

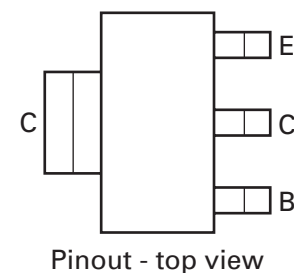


Applications

- Battery charging
- MOSFET and IGBT gate driving
- Motor drive

Ordering information

Device	Reel size (inches)	Tape width (mm)	Quantity per reel
FZT717TA	7	12	1,000



Device marking

FZT717

Absolute maximum ratings

Parameter	Symbol	Limit	Unit
Collector-base voltage	BV_{CBO}	-12	V
Collector-emitter voltage	BV_{CEO}	-12	V
Emitter-base voltage	BV_{EBO}	-5	V
Peak pulse current	I_{CM}	-10	A
Continuous collector current ^(a)	I_C	-3	A
Base current	I_B	-500	mA
Power dissipation at $T_{amb} = 25^\circ\text{C}^{(a)}$ Linear derating factor	P_D	2	W
Operating and storage temperature range	T_j, T_{stg}	-55 to +150	°C

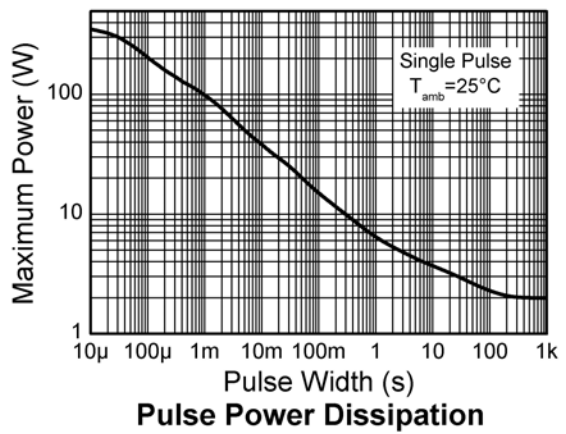
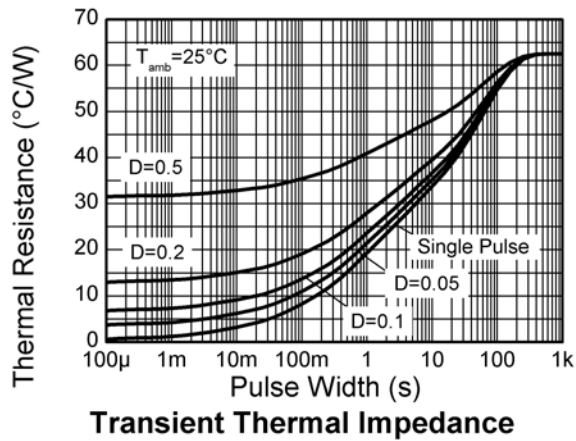
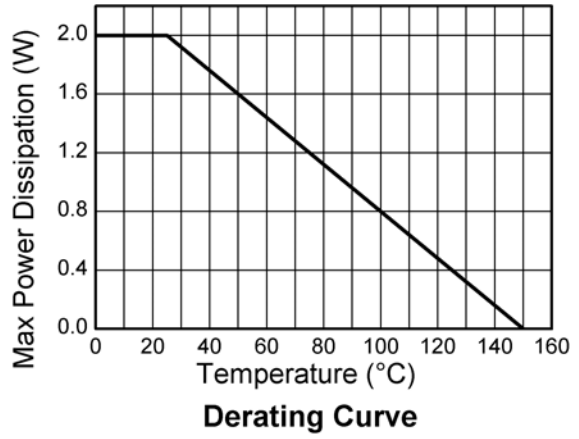
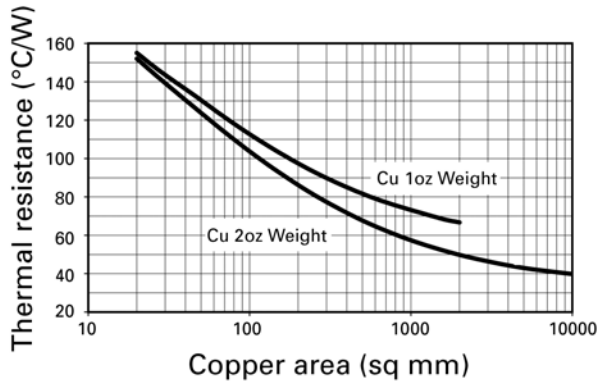
Thermal resistance

Parameter	Symbol	Limit	Unit
Junction to ambient	$R_{\theta JA}$	62.5	°C/W

NOTES:

(a) For a device surface mounted on 25mm x 25mm FR4 PCB with high coverage of single sided 1oz copper in still air conditions.

Typical characteristics



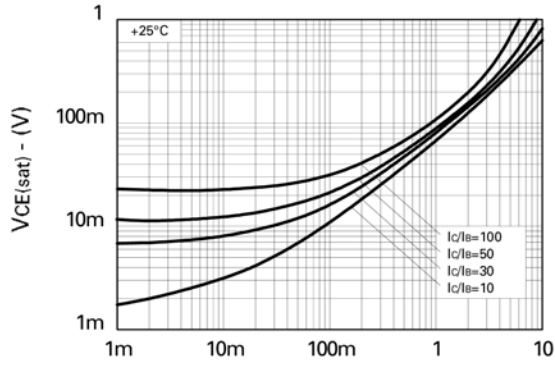
Electrical characteristics (at $T_{amb} = 25^{\circ}\text{C}$ unless otherwise stated)

Parameter	Symbol	Min.	Typ.	Max.	Unit	Conditions
Collector-base breakdown voltage	BV_{CBO}	-12			V	$I_C = 100\mu\text{A}$
Collector-emitter breakdown voltage	BV_{CEO}	-12			V	$I_C = 10\text{mA}$
Emitter-base breakdown voltage	BV_{EBO}	-5			V	$I_E = 100\mu\text{A}$
Collector cut-off current	I_{CBO}			-100	nA	$V_{CB} = -10\text{V}$
Emitter cut-off current	I_{EBO}			-100	nA	$V_{EB} = -4\text{V}$
Collector-emitter saturation voltage	$V_{CE(sat)}$			-20 -150 -320	mV	$I_C = -0.1\text{A}, I_B = -10\text{mA}^{(*)}$ $I_C = -1\text{A}, I_B = -10\text{mA}^{(*)}$ $I_C = -3\text{A}, I_B = -50\text{mA}^{(*)}$
Base-emitter saturation voltage	$V_{BE(sat)}$			-1050	mV	$I_C = -3\text{A}, I_B = -50\text{mA}^{(*)}$
Base-emitter turn-on voltage	$V_{BE(on)}$			-1000	mV	$I_C = -3\text{A}, V_{CE} = -2\text{V}^{(*)}$
Static forward current transfer ratio	h_{FE}	300 300 160 60 45				$I_C = -10\text{mA}, V_{CE} = -2\text{V}^{(*)}$ $I_C = -100\text{mA}, V_{CE} = -2\text{V}^{(*)}$ $I_C = -3\text{A}, V_{CE} = -2\text{V}^{(*)}$ $I_C = -8\text{A}, V_{CE} = -2\text{V}^{(*)}$ $I_C = -10\text{A}, V_{CE} = -2\text{V}^{(*)}$
Transition frequency	f_T	80	110		MHz	$I_C = -50\text{mA}, V_{CE} = -10\text{V}$ $f = 100\text{MHz}$
Output capacitance	C_{OBO}		21	30	pF	$V_{CB} = -10\text{V}, f = 1\text{MHz}$
Switching times	t_{on} t_{off}		70 130		ns ns	$V_{CC} = -6\text{V}, I_C = -2\text{A}$ $I_{B1} = I_{B2} = 50\text{mA}$

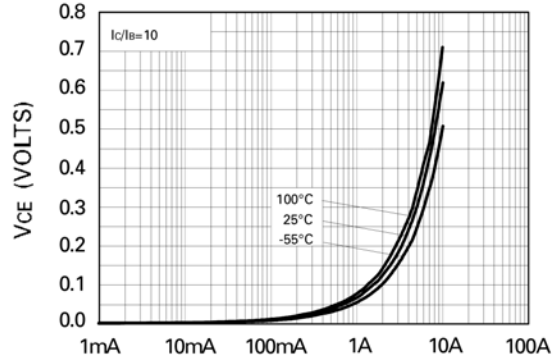
NOTES:

(*) Measured under pulsed conditions. Pulse width = 300 μs . Duty cycle $\leq 2\%$

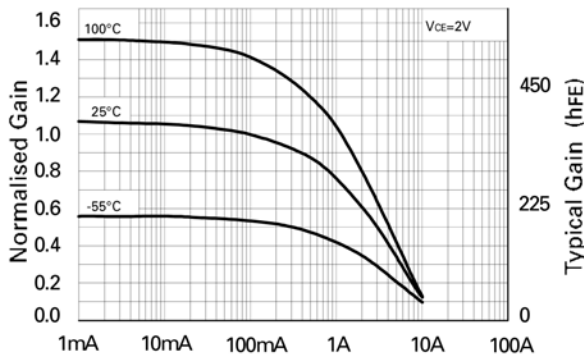
Typical characteristics



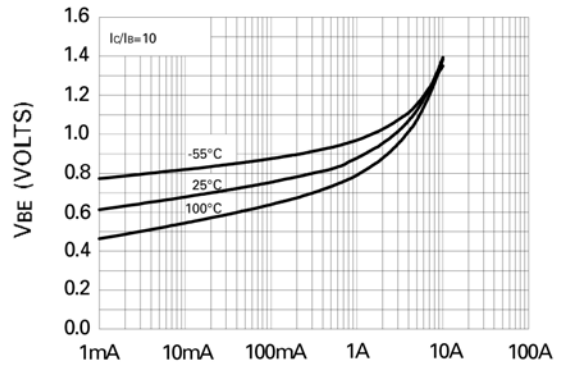
Collector Current (A)
VCE(SAT) vs IC



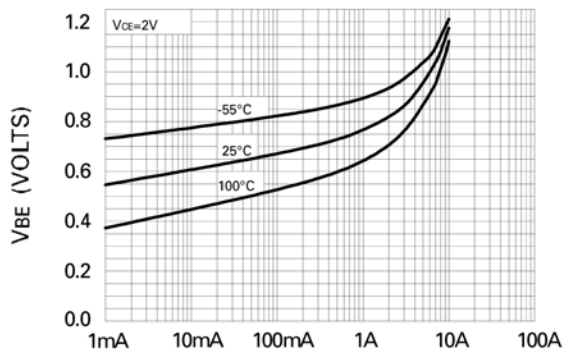
Collector Current
VCE(SAT) vs IC



Collector Current
hFE vs IC

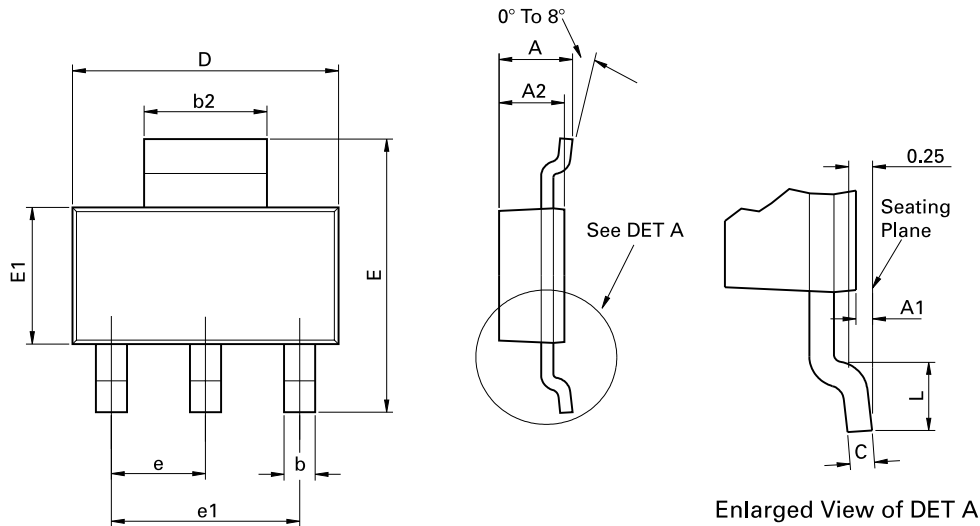


Collector Current
VBE(SAT) vs IC



Collector Current
VBE(ON) vs IC

Package outline - SOT223



Conforms to JEDEC TO-261 AA Issue B

DIM	Millimeters		Inches		DIM	Millimeters		Inches	
	Min	Max	Min	Max		Min	Max	Min	Max
A	-	1.80	-	0.071	e	2.30 BSC		0.0905 BSC	
A1	0.02	0.10	0.0008	0.004	e1	4.60 BSC		0.181 BSC	
b	0.66	0.84	0.026	0.033	E	6.70	7.30	0.264	0.287
b2	2.90	3.10	0.114	0.122	E1	3.30	3.70	0.130	0.146
C	0.23	0.33	0.009	0.013	L	0.90	-	0.355	-
D	6.30	6.70	0.248	0.264	-	-	-	-	-

Note: Controlling dimensions are in millimeters. Approximate dimensions are provided in inches

Europe	Americas	Asia Pacific	Corporate Headquarters
Zetex GmbH Kustermann-park Balanstraße 59 D-81541 München Germany Telephone: (49) 89 45 49 49 0 Fax: (49) 89 45 49 49 49 europe.sales@zetex.com	Zetex Inc 700 Veterans Memorial Highway Hauppauge, NY 11788 USA Telephone: (1) 631 360 2222 Fax: (1) 631 360 8222 usa.sales@zetex.com	Zetex (Asia Ltd) 3701-04 Metroplaza Tower 1 Hing Fong Road, Kwai Fong Hong Kong Telephone: (852) 26100 611 Fax: (852) 24250 494 asia.sales@zetex.com	Zetex Semiconductors plc Zetex Technology Park, Chadderton Oldham, OL9 9LL United Kingdom Telephone: (44) 161 622 4444 Fax: (44) 161 622 4446 hq@zetex.com

For international sales offices visit www.zetex.com/offices

Zetex products are distributed worldwide. For details, see www.zetex.com/salesnetwork

This publication is issued to provide outline information only which (unless agreed by the company in writing) may not be used, applied or reproduced for any purpose or form part of any order or contact or be regarded as a representation relating to the products or services concerned. The company reserves the right to alter without notice the specification, design, price or conditions of supply of any product or service.