


Wiring Duct *Control Panel*

PANDUCT® Type G — Wide Slot Wiring Duct

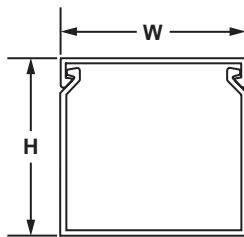


- Wide slot/finger design provides greater sidewall rigidity and can be used with a wide range of wire bundle sizes
- Made of rigid PVC
- UL Recognized continuous use temperature: 50°C (122°F)
- UL94 Flammability Rating of V-0
- Provided with mounting holes
- Conforms with NFPA 79-2002 section 14.3.1 requirement for flame retardant material

Control Panel



- nonmetallic, non-flame propagating CDS
- medium impact resistance
- 331 temperature classification
- cover removal without tools



Special Environment

Voice & Data

Tools & Accessories

Technical Info

Index

Reference	Page(s)
Color Availability	F14
Adhesive Tape	E12, E13
Dimensions	F2
Wirefill Guide	F8
Material Specifications	F13
Tools & Accessories	D11, D12, Section E
Installation Tips	F15

Part Number	Duct Size W x H		Cover Part Number	Duct Std. Ctn. Qty.	Cover Std. Ctn. Qty.	Length (ft)
	In.	mm				
G.5X.5LG6	.69 x .60	17.5 x 15.2	C.5LG6	120	120	6
G.5X1LG6	.69 x 1.06	17.5 x 26.9		120		
G.5X2LG6	.69 x 2.03	17.5 x 51.6		120		
G.5X4LG6	.69 x 4.10	17.5 x 104.1		60		
G.75X.75LG6	.93 x .82	23.6 x 20.8	C.75LG6	120	120	6
G.75X1LG6	.93 x 1.06	23.6 x 26.9		120		
G.75X1.5LG6	.93 x 1.57	23.6 x 39.9		120		
G.75X2LG6	.93 x 2.03	23.6 x 51.6		120		
G1X1LG6	1.26 x 1.12	32.0 x 28.4	C1LG6	120	120	6
G1X1.5LG6	1.26 x 1.62	32.0 x 41.1		120		
G1X2LG6	1.26 x 2.12	32.0 x 53.8		120		
G1X3LG6	1.26 x 3.12	32.0 x 79.2		120		
G1X4LG6	1.26 x 4.10	32.0 x 104.1		60		
G1.5X1LG6	1.75 x 1.12	44.5 x 28.4	C1.5LG6	120	120	6
G1.5X1.5LG6	1.75 x 1.62	44.5 x 41.1		120		
G1.5X2LG6	1.75 x 2.12	44.5 x 53.8		120		
G1.5X3LG6	1.75 x 3.12	44.5 x 79.2		120		
G1.5X4LG6	1.75 x 4.10	44.5 x 104.1		60		
G2X1LG6	2.25 x 1.12	57.2 x 28.4	C2LG6	120	120	6
G2X1.5LG6	2.25 x 1.62	57.2 x 41.1		120		
G2X2LG6	2.25 x 2.12	57.2 x 53.8		120		
G2X3LG6	2.25 x 3.12	57.2 x 79.2		60		
G2X4LG6	2.25 x 4.10	57.2 x 104.1		60		
G2X5LG6	2.25 x 5.10	57.2 x 129.5		60		
G2.5X3LG6	2.75 x 3.12	69.9 x 79.2	C2.5LG6	120	120	6
G3X1LG6	3.25 x 1.12	82.6 x 28.4	C3LG6	120	120	6
G3X2LG6	3.25 x 2.12	82.6 x 53.8		120		
G3X3LG6	3.25 x 3.12	82.6 x 79.2		60		
G3X4LG6	3.25 x 4.10	82.6 x 104.1		60		
G3X5LG6	3.25 x 5.10	82.6 x 129.5		60		
G4X1.5LG6	4.25 x 1.62	108.0 x 41.1	C4LG6	120	120	6
G4X2LG6	4.25 x 2.12	108.0 x 53.8		60		
G4X3LG6	4.25 x 3.12	108.0 x 79.2		60		
G4X4LG6	4.25 x 4.10	108.0 x 104.1		60		
G4X5LG6	4.25 x 5.10	108.0 x 129.5		60		
G6X4LG6	6.25 x 4.15	158.8 x 105.4	C6LG6	60	120	6

Part Number shown for LG (Light Gray). For other color availability see Color Selection Guide, [page F14](#).

Adhesive Tape Guide

Selection of Wiring Duct Part Numbers Available with Factory Applied Adhesive Tape



G Duct Light Gray	G Duct White	G Duct Black	F Duct Light Gray	NE Duct White
G.5X.5LG6-A	G.5X.5WH6-A	—	F.5X.5LG6-A	—
G.5X1LG6-A	G.5X1WH6-A	—	F.5X1LG6-A	—
G.75X.75LG6-A	—	—	F.75X.75LG6-A	—
G.75X1LG6-A	G.75X1WH6-A	—	—	—
G.75X1.5LG6-A	G.75X1.5WH6-A	—	F.75X1.5LG6-A	—
G.75X2LG6-A	G.75X2WH6-A	—	—	—
G1X1LG6-A	G1X1WH6-A	—	F1X1LG6-A	—
G1X1.5LG6-A	G1X1.5WH6-A	—	F1X1.5LG6-A	—
G1X2LG6-A	G1X2WH6-A	—	F1X2LG6-A	NE1X2WH6-A
G1X3LG6-A	G1X3WH6-A	G1X3BL6-A	F1X3LG6-A	—
G1X4LG6-A	G1X4WH6-A	—	F1X4LG6-A	—
G1.5X1LG6-A	G1.5X1WH6-A	—	F1.5X1LG6-A	—
G1.5X1.5LG6-A	G1.5X1.5WH6-A	—	F1.5X1.5LG6-A	—
G1.5X2LG6-A	G1.5X2WH6-A	—	F1.5X2LG6-A	NE1.5X2WH6-A
G1.5X3LG6-A	G1.5X3WH6-A	—	F1.5X3LG6-A	—
G1.5X4LG6-A	G1.5X4WH6-A	—	F1.5X4LG6-A	—
G2X1LG6-A	G2X1WH6-A	—	F2X1LG6-A	—
G2X1.5LG6-A	G2X1.5WH6-A	—	F2X1.5LG6-A	—
G2X2LG6-A	G2X2WH6-A	G2X2BL6-A	F2X2LG6-A	NE2X2WH6-A
G2X3LG6-A	G2X3WH6-A	—	F2X3LG6-A	—
G2X4LG6-A	G2X4WH6-A	G2X4BL6-A	F2X4LG6-A	—
G2X5LG6-A	G2X5WH6-A	—	F2X5LG6-A	—
G2.5X3LG6-A	G2.5X3WH6-A	—	—	—
G3X1LG6-A	G3X1WH6-A	—	F3X1LG6-A	NE3X1WH6-A
G3X2LG6-A	G3X2WH6-A	—	F3X2LG6-A	—
G3X3LG6-A	G3X3WH6-A	G3X3BL6-A	F3X3LG6-A	—
G3X4LG6-A	G3X4WH6-A	—	F3X4LG6-A	—
G3X5LG6-A	G3X5WH6-A	—	F3X5LG6-A	—
G4X1.5LG6-A	G4X1.5WH6-A	—	—	—
G4X2LG6-A	G4X2WH6-A	—	F4X2LG6-A	NE4X2WH6-A
G4X3LG6-A	G4X3WH6-A	—	F4X3LG6-A	NE4X3WH6-A
G4X4LG6-A	G4X4WH6-A	G4X4BL6-A	F4X4LG6-A	NE4X4WH6-A
G4X5LG6-A	G4X5WH6-A	—	F4X5LG6-A	—


*All 3 sizes of Flexible Duct come provided with adhesive: FL12X12LG-A, FL25X25LG-A, FL50X50LG-A

Specifications for Factory Applied Tape

Duct Size WxH	Rows of Tape	Tape			
		Width		Thickness	
		In.	mm	In.	mm
.5 x .5 through 1.5 x 4	1	.50	12.7	.03	.8
2 x 1 through 3 x 3	2	.50	12.7	.03	.8
3 x 4 through 3 x 5	2	.75	19.1	.03	.8
4 x 1.5 through 4 x 3	2	.50	12.7	.03	.8
4 x 4 through 6 x 4	2	.75	19.1	.03	.8

Wiring Duct *Voice & Data*

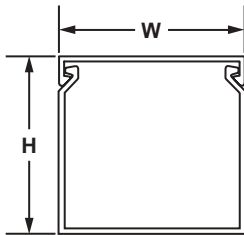
PANDUCT® Type G — Wide Slot Wiring Duct



- Wide selection of sizes available in black color to compliment the look of telecommunications racks and hardware
- Made of rigid PVC
- UL Recognized continuous use temperature: 50°C (122°F)
- UL94 Flammability Rating of V-0
- Provided with mounting holes
- Conforms with NFPA 79-2002 section 14.3.1 requirement for flame retardant material



- nonmetallic, non-flame propagating CDS
- medium impact resistance
- 331 temperature classification
- cover removal without tools



Reference	Page(s)
Color Availability	F14
Adhesive Tape	E12, E13
Dimensions	F2
Wirefill Guide	F8
Material Specifications	F13
Tools & Accessories	D11, D12, Section E
Installation Tips	F15

Part Number	Duct Size W x H		Cover Part Number	Duct Std. Ctn. Qty.	Cover Std. Ctn. Qty.	Length (ft)
	In.	mm				
G.75X2BL6	.93 x 2.03	23.6 x 51.6	C.75BL6	120	120	6
G1X1BL6	1.26 x 1.12	32.0 x 28.4	C1BL6	120	120	6
G1X1.5BL6	1.26 x 1.62	32.0 x 41.1		120		
G1X2BL6	1.26 x 2.12	32.0 x 53.8		120		
G1X3BL6	1.26 x 3.12	32.0 x 79.2		120		
G1X4BL6	1.26 x 4.10	32.0 x 104.1		60		
G1.5X1.5BL6	1.75 x 1.62	44.5 x 41.1	C1.5BL6	120	120	6
G1.5X2BL6	1.75 x 2.12	44.5 x 53.8		120		
G1.5X3BL6	1.75 x 3.12	44.5 x 79.2		120		
G1.5X4BL6	1.75 x 4.10	44.5 x 104.1		60		
G2X1BL6	2.25 x 1.12	57.2 x 28.4	C2BL6	120	120	6
G2X2BL6	2.25 x 2.12	57.2 x 53.8		120		
G2X3BL6	2.25 x 3.12	57.2 x 79.2		60		
G2X4BL6	2.25 x 4.10	57.2 x 104.1		60		
G2.5X3BL6	2.75 x 3.12	69.9 x 79.2	C2.5BL6	120	120	6
G3X2BL6	3.25 x 2.12	82.6 x 53.8	C3BL6	120	120	6
G3X3BL6	3.25 x 3.12	82.6 x 79.2		60		
G3X4BL6	3.25 x 4.10	82.6 x 104.1		60		
G4X2BL6	4.25 x 2.12	108.0 x 53.8		60		
G4X3BL6	4.25 x 3.12	108.0 x 79.2	C4BL6	60	120	6
G4X4BL6	4.25 x 4.10	108.0 x 104.1		60		
G4X5BL6	4.25 x 5.10	108.0 x 129.5		60		

Part Number shown for BL (Black). For other color availability see Color Selection Guide, [page F14](#).