

Customer Information Sheet

DRAWING No.: G125-FCXXX05L0-XXXXL


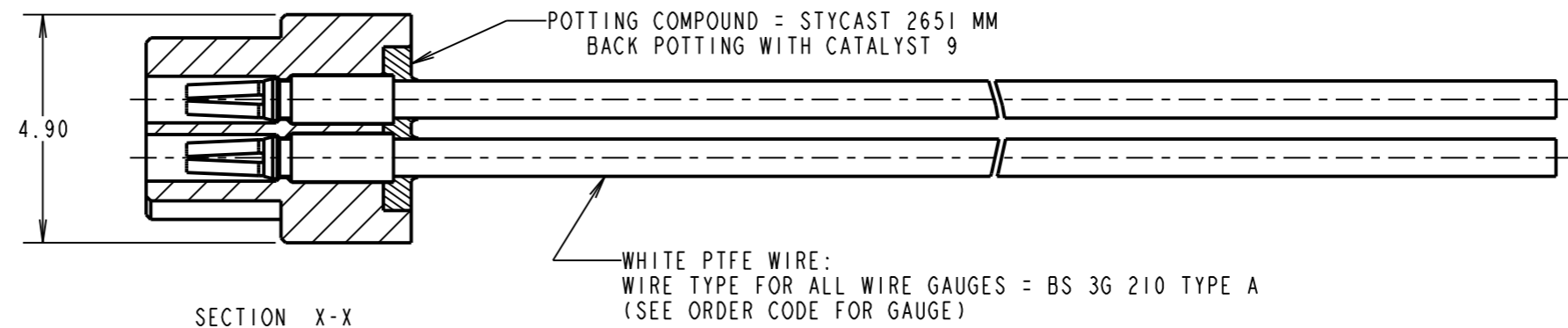
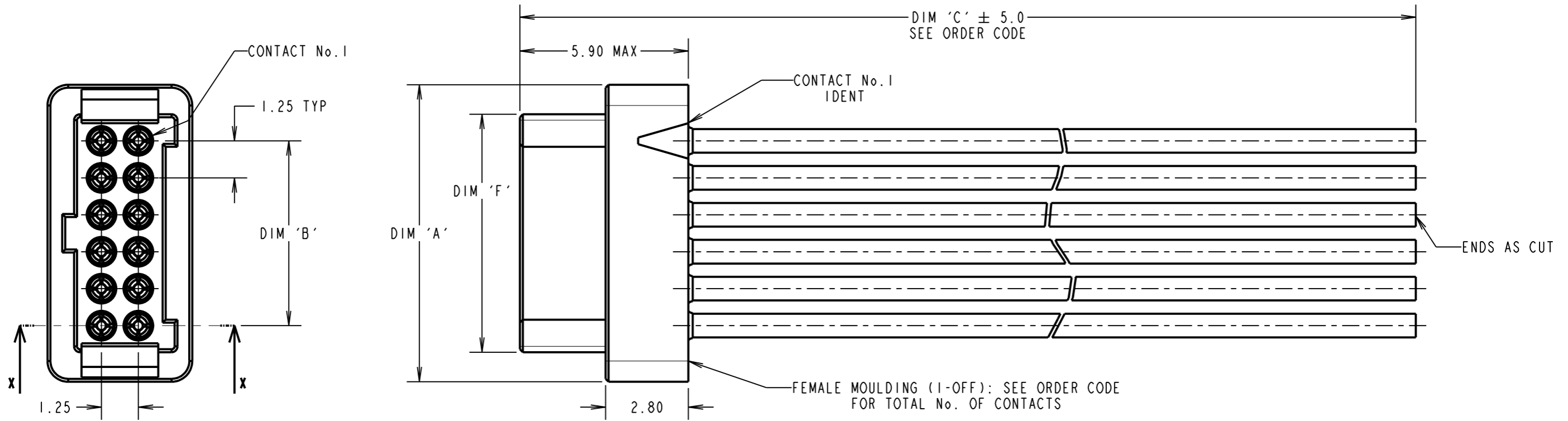
IF IN DOUBT - ASK

©

NOT TO SCALE

THIRD ANGLE PROJECTION

ALL DIMENSIONS IN mm



PATENT GRANTED - US 13/848813
 PATENT PENDING - GB 1205109.0
 PATENT PENDING - EP 13159969.8

DIM 'A'	(TOTAL No. OF CONTACTS - 2) x 0.625 + 3.80
DIM 'B'	(TOTAL No. OF CONTACTS - 2) x 0.625
DIM 'F'	(TOTAL No. OF CONTACTS - 2) x 0.625 + 1.80

ORDER CODE:

G125-FCXXX05L0-XXXXL

- 26 AWG = 1
- 28 AWG = 2
- 30 AWG = 3
- 32 AWG = 4

DIM 'C' LENGTH:
 0150 = 150mm
 0450 = 450mm
 SEE NOTE 2

TOTAL No. OF CONTACTS:
 06, 10, 12, 16,
 20, 26, 34, 50

MGP	4	30.08.16	13389
NAME	ISS.	DATE	C/NOTE
APPROVED: MGP			
CHECKED: MSP			
DRAWN: S.FLOWER			
CUSTOMER REF.:			
ASSEMBLY DRG:			

NOTES:

1. CABLE ASSEMBLIES WILL BE PACKED IN BAGS OF 10.
2. CUSTOM LENGTH CABLE ASSEMBLIES CAN BE PRODUCED FROM 60mm TO 9999mm. CONTACT OUR CABLE TEAM ON CABLES@HARWIN.COM.

HARWIN

www.harwin.com
 technical@harwin.com

THIS DRAWING AND ANY INFORMATION OR DESCRIPTIVE MATTER SET OUT HEREON ARE CONFIDENTIAL AND COPYRIGHT PROPERTY OF THE HARWIN GROUP AND MUST NOT BE DISCLOSED, LOANED, COPIED OR USED FOR MANUFACTURING, TENDERING OR FOR ANY OTHER PURPOSE WITHOUT THEIR WRITTEN PERMISSION.

TOLERANCES

- X. = ±1mm
- X.X = ±0.50mm
- X.XX = ±0.10mm
- X.XXX = ±0.01mm
- ANGLES = ±5°
- UNLESS STATED

MATERIAL:

SEE SHEET 3

FINISH:

SEE SHEET 3

S/AREA:

mm²

TITLE:

G125 SERIES FEMALE CRIMP CONNECTOR WITH PIGTAIL

DRAWING NUMBER:

G125-FCXXX05L0-XXXXL

SHT
2 OF 3

Customer Information Sheet

DRAWING No.: G125-SERIES COMPONENT SPECIFICATION IF IN DOUBT - ASK (C) NOT TO SCALE THIRD ANGLE PROJECTION ALL DIMENSIONS IN mm

SPECIFICATIONS:

MATERIALS:

MOULDING, PICK & PLACE CAP:
POLYAMIDE, PA4T-GF30 FR(40) UL94V-0,
HALOGEN FREE, FREE OF RED PHOSPHORUS

CONTACTS:

MALE PC-TAIL/SMT = PHOSPHOR BRONZE
MALE CRIMP = BRASS
ALL FEMALE CONTACTS = COPPER ALLOY

LATCHES:

COPPER NICKEL TIN ALLOY

BACK POTTING COMPOUND (CABLE ASSEMBLIES ONLY):

STYCAST 2651 MM BACK POTTING WITH CATALYST 9

FINISH:

ALL CONTACTS:
0.2-0.3 μ GOLD OVER NICKEL
LATCHES:
3.0 μ 100% TIN OVER NICKEL

MECHANICAL:

DURABILITY = 1000 OPERATIONS
INSERTION FORCE = 2.8N MAX
WITHDRAWAL FORCE = 0.2N MIN

ENVIRONMENTAL:

CLASSIFICATION: 65/150/96 HOURS AT 95% RH

TEMPERATURE RANGE:

EIA-364-32 : 2000 TEST CONDITION IV, DWELL
30mins, 5 CYCLES -65°C TO +150°C

* EIA-364-28D : 1999: TEST CONDITION IV: VIBRATION SEVERITY:
10Hz TO 2000Hz, 1.5MM, 198 mm/s² (20G). DURATION 2Hr

* EIA-364-27B : 1996: TEST CONDITION E SHOCK SEVERITY: 981 mm/s²
(100G) FOR 6ms IN Z AXIS, 490 mm/s² (50G) FOR 11ms IN X&Y AXIS.

* EIA-364-01A : 2000: ACCELERATION: 490 mm/s² (50G)
* BUMP SEVERITY: 390 mm/s² (40G), 4000 \pm 10 BUMPS
* TESTED WITH LATCHED CONNECTORS

ELECTRICAL:

CURRENT RATING:

EIA-364-70A : 1998: INDIVIDUAL CONTACT IN ISOLATION AT 25°C = 2.8A MAX
EIA-364-70A : 1998: ALL CONTACTS SIMULTANEOUSLY AT 25°C = 2.0A MAX

CONTACT RESISTANCE:

EIA-364-06C : 2006: INITIAL CONTACT RESISTANCE = 20m Ω MAX
EIA-364-06C : 2006: CONTACT RESISTANCE AFTER CONDITIONING = 25m Ω MAX

WORKING VOLTAGE:

EIA-364-20C : 2004: SEA LEVEL (1006mbar) = 450V AC/DC PEAK
EIA-364-20C : 2004: ALTITUDE LEVEL (44mbar) = 250V AC/DC PEAK

VOLTAGE PROOF AT SEA LEVEL (1013mbar) = 600V AC/DC PEAK

INSULATION RESISTANCE:

EIA-364-21C : 2000: INSULATION RESISTANCE (INITIAL) = 10 G Ω MIN AT 500V DC
EIA-364-21C : 2000: INSULATION RESISTANCE (AFTER CONDITIONING) = >1 G Ω MIN AT 500V DC

FOR FULL COMPONENT SPECIFICATION SEE G125XX (LATEST ISSUE).



PATENT PENDING - UK 1205109.0

SF	11.01.13	11910
NAME	DATE	C/NOTE
APPROVED:	S.FLOWER	
CHECKED:	S.BENNETT	
DRAWN:	S.FLOWER	

HARWIN

www.harwin.com
technical@harwin.com

THIS DRAWING AND ANY INFORMATION OR DESCRIPTIVE MATTER SET OUT HEREON ARE CONFIDENTIAL AND COPYRIGHT PROPERTY OF THE HARWIN GROUP AND MUST NOT BE DISCLOSED, LOANED, COPIED OR USED FOR MANUFACTURING, TENDERING OR FOR ANY OTHER PURPOSE WITHOUT THEIR WRITTEN PERMISSION.

TOLERANCES
~~X = \pm 1mm
X.X = \pm 0.25mm
X.XX = \pm 0.10mm
X.XXX = \pm 0.01mm
ANGLES = \pm 5°
UNLESS STATED~~

MATERIAL:

SEE ABOVE

FINISH:

SEE ABOVE

TITLE:

G125 SERIES COMPONENT SPECIFICATION

DRAWING NUMBER:

G125-SERIES CONNECTORS

SHT
3
OF
3