



Shanghai Lunsure Electronic
Technology Co.,Ltd
Tel:0086-21-37185008
Fax:0086-21-57152769

GBJ20005 THRU GBJ2010

Features

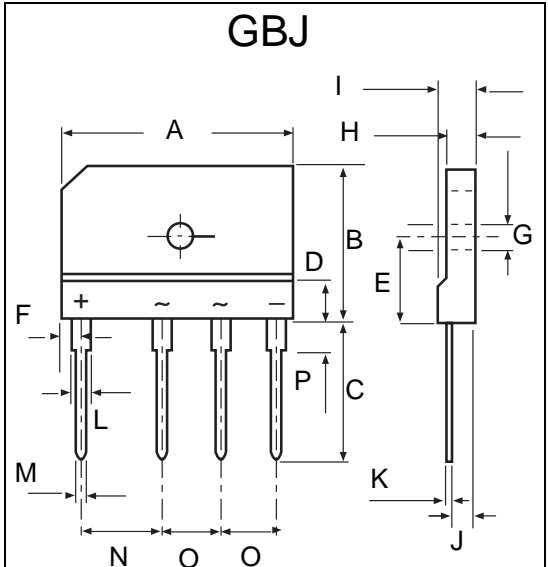
- Rating to 1000V PRV
- Ideal for printed circuit board
- Low forward voltage drop, high current capability.
- Reliable low cost construction utilizing molded plastic technique results in inexpensive product

20 Amp Glass Passivated Bridge Rectifier 50 to 1000 Volts

Maximum Ratings

- Operating Temperature: -55°C to +150°C
- Storage Temperature: -55°C to +150°C

Catalog Number	Device Marking	Maximum Recurrent Peak Reverse Voltage	Maximum RMS Voltage	Maximum DC Blocking Voltage
GBJ20005	---	50V	35V	50V
GBJ2001	---	100V	70V	100V
GBJ2002	---	200V	140V	200V
GBJ2004	---	400V	280V	400V
GBJ2006	---	600V	420V	600V
GBJ2008	---	800V	560V	800V
GBJ2010	---	1000V	700V	1000V



Electrical Characteristics @ 25°C Unless Otherwise Specified

Average Forward Current	$I_{F(AV)}$	20 A	$T_C = 100^\circ\text{C}$
Peak Forward Surge Current	I_{FSM}	240A	8.3ms, half sine
Maximum Instantaneous Forward Voltage	V_F	1.05V	$I_{FM} = 10.0\text{ A}$ $T_J = 25^\circ\text{C}$
Maximum DC Reverse Current At Rated DC Blocking Voltage	I_R	μA 500uA	$T_J = 25^\circ\text{C}$ $T_J = 125^\circ\text{C}$
Typical thermal resistance	$R_{\theta JC}$	0.8°C/W	
Typical Junction Capacitance	C_J	60 pF	Measured at 1.0MHz, $V_R=4.0\text{V}$

DIM	INCHES		MM		NOTE
	MIN	MAX	MIN	MAX	
A	1.170	1.190	29.70	30.30	
B	.780	.800	19.70	20.30	
C	.670	.710	17.00	18.00	
D	.019	.019	4.70	4.90	
E	.430	.440	10.80	11.20	
F	.090	.110	2.30	2.70	
G	.120	.130	3.10	3.40	
H	.130	.150	3.40	3.80	
I	.170	.190	4.40	4.80	
J	.100	.110	2.50	2.90	
K	.020	.030	0.60	0.80	
L	.080	.090	2.00	2.40	
M	.040	.040	0.90	1.10	
N	.390	.400	9.80	10.20	
O	.290	.300	7.30	7.70	
P	.150	.170	3.80	4.20	

*Pulse Test: Pulse Width 300μsec, Duty Cycle 1%



RATING AND CHARACTERISTIC CURVES GBJ20005 thru GBJ2010

FIG.1 - FORWARD CURRENT DERATING CURVE

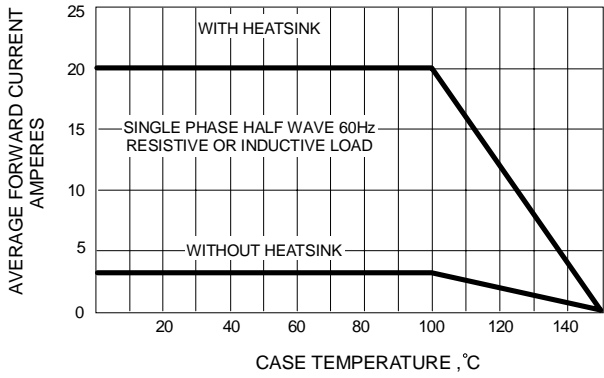


FIG.2 - MAXIMUM NON-REPETITIVE SURGE CURRENT

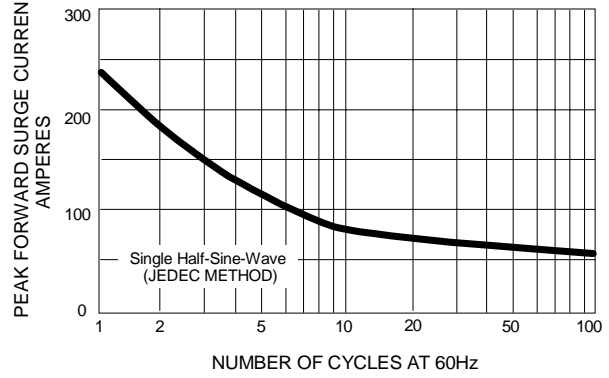


FIG.3 - TYPICAL JUNCTION CAPACITANCE

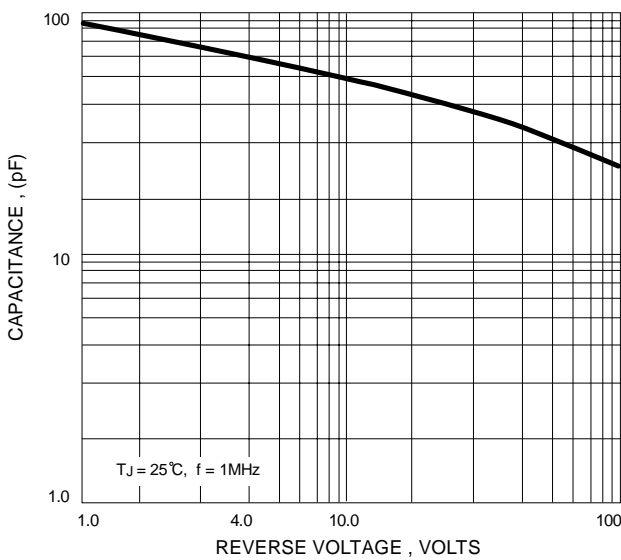


FIG.4 - TYPICAL FORWARD CHARACTERISTICS

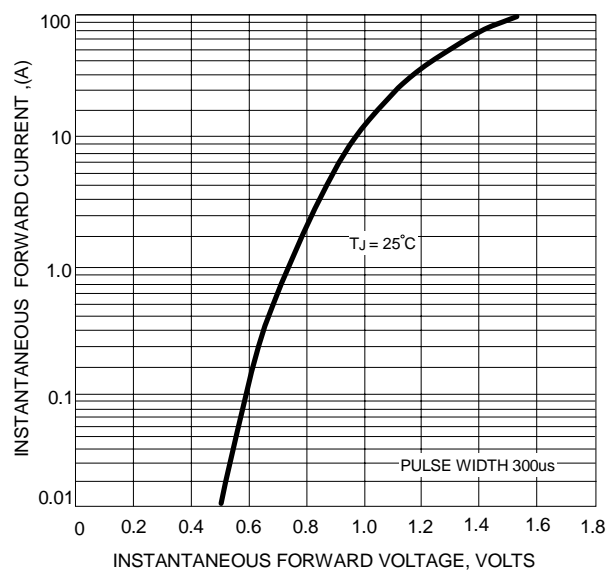


FIG.5 - TYPICAL REVERSE CHARACTERISTICS

