



GBJ20005 THRU GBJ2010

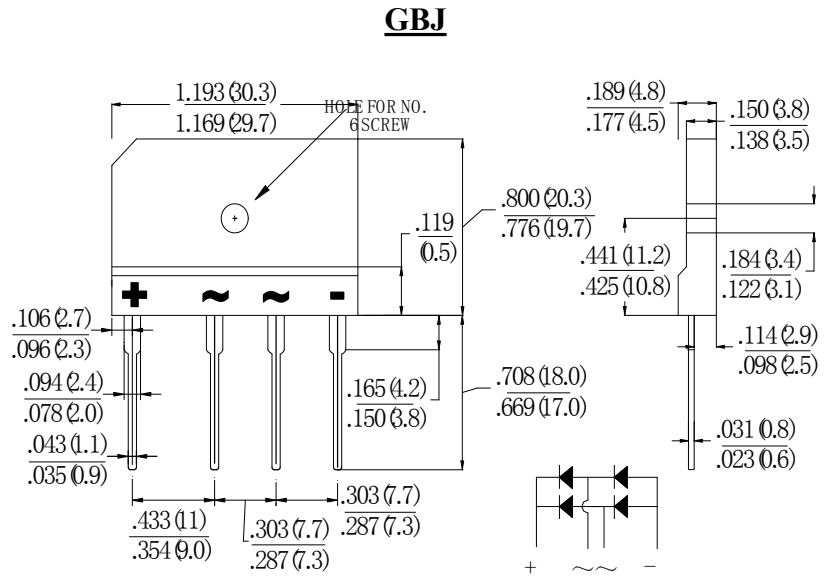
PINGWEI ENTERPRISE SINGLE PHASE 20.0AMPS.GLASS PASSIVATED BRIDGE RECTIFIERS

FEATURE

- . UL Listed Under Recognized Component Index, File Number E338195
- . Glass passivated chip junctions
- . High case dielectric strength
- . Low Reverse Leakage Current
- . High surge current capability
- . Ideal for Printed Circuit Board Applications

MECHANICAL DATA

- . Case: GBJ
- . Case Material: Molded Plastic.
- . UL Flammability Classification Rating 94V-0
- . Terminals: Pure tin plated, Lead free.
- . Leads solderable per MIL-STD-750, Method 2026.
- . Polarity: Molded on Body
- . Mounting: Through Hole for #6 Screw
- . Mounting Torque: 5.0 in-lbs Maximum
- . Weight: 6.6grams



MAXIMUM RATINGS AND ELECTRICAL CHARACTERISTICS

Ratings at 25°C ambient temperature unless otherwise specified.
 Single phase, half wave, 60Hz, resistive or inductive load.
 For capacitive load, derate current by 20%

Type Number	SYM BOL	GBJ 20005	GBJ 2001	GBJ 2002	GBJ 2004	GBJ 2006	GBJ 2008	GBJ 2010	units
Maximum Recurrent Peak Reverse Voltage	V_{RRM}	50	100	200	400	600	800	1000	V
Maximum RMS Voltage	V_{RMS}	35	70	140	280	420	560	700	V
Maximum DC blocking Voltage	V_{DC}	50	100	200	400	600	800	1000	V
Maximum Average Forward (with heatsink Note2) Rectified Current @ $T_C=100^\circ C$ (without heatsink)	$I_{F(AV)}$	20.0 3.6							A
Peak Forward Surge Current 8.3ms single half sine-wave superimposed on rate load (JEDEC method)	I_{FSM}	275							A
Maximum Forward Voltage @20.0A DC Drop per element @10.0 A DC	V_F	1.1 1.05							V
Maximum DC Reverse Current @ $T_J=25^\circ C$ at rated DC blocking voltage @ $T_J=125^\circ C$	I_R	10.0 500.0							μA
I^2t Rating for Fusing ($t < 8.3ms$)	I^2t	313							A ² Sec
Typical Junction Capacitance (Note 1)	C_J	85							pF
Typical Thermal Resistance (Note 2)	$R_{(JC)}$	0.8							$^\circ C/W$
Storage Temperature	T_{STG}	-55 to +150							$^\circ C$
Operating Junction Temperature	T_J	-55 to +150							$^\circ C$

Note:

1. Measured at 1.0 MHz and applied reverse voltage of 4.0Vdc
2. Device mounted on 300mm x 300mm x 1.6mm Cu Plate Heatsink.

RATING AND CHARACTERISTIC CURVES (GBJ20005 THRU GBJ2010)

FIG.1-TYPICAL FORWARD CURRENT DERATING CURVE

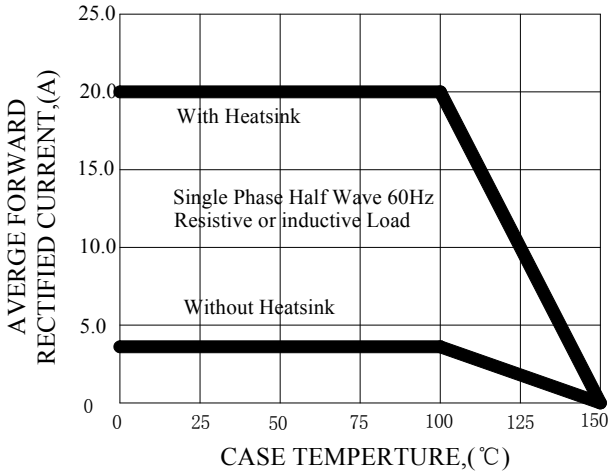


FIG.2-TYPICAL INSTANTANEOUS FORWARD CHARACTERISTICS

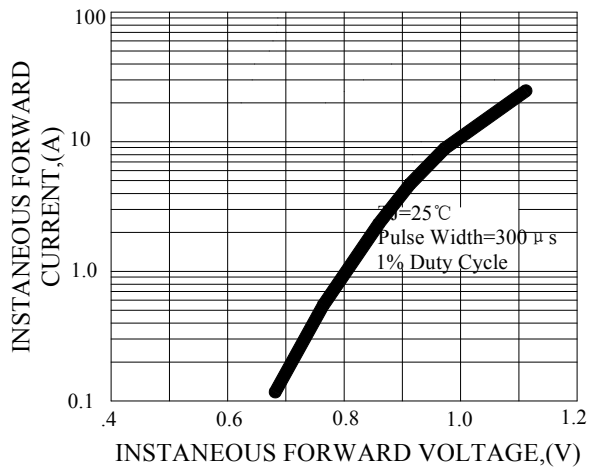


FIG.3-MAXIMUM NON-REPETITIVE FORWARD SURGE CURRENT

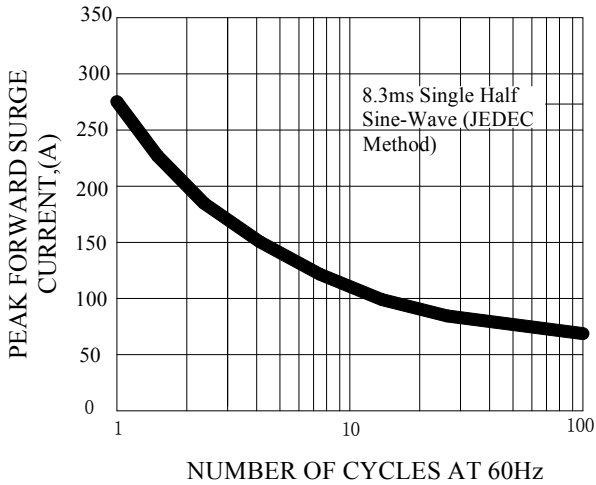


FIG.4-TYPICAL JUNCTION CAPACITANCE

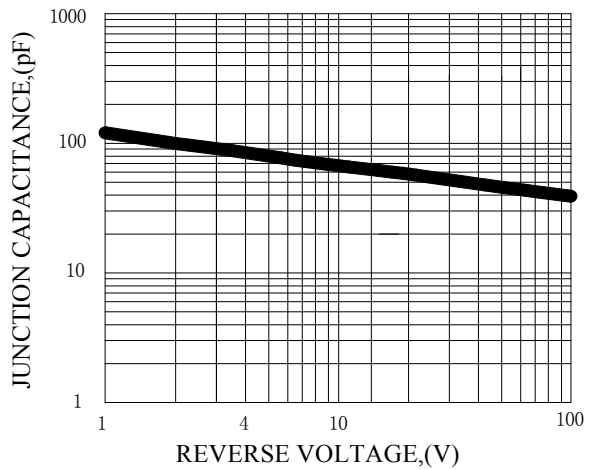


FIG.5-TYPICAL REVERSE CHARACTERISTICS

