



CHENYI ELECTRONICS

# GBPC25005 THRU GBPC2510



SINGLE PHASE SILICON  
PASSIVATED BRIDGE RECTIFIER

Voltage: 50 TO 1000V CURRENT:25A

## FEATURES

- Surge overload rating: 300A peak
- Low profile design
- 1/4" Universal faston terminal
- and Ø40ml lead--wire available

## GBPC



## MECHANICAL DATA

- Polarity:** Polarity symbol marked on body
- Mounting :** Hole thru #10 screw

## MAXIMUM RATINGS AND ELECTRICAL CHARACTERISTICS

(Single-phase, half-wave, 60HZ, resistive or inductive load rating at 25 °C , unless otherwise stated,  
for capacitive load, derate current by 20%)

	SYMBOL	GBPC 25005	GBPC 2501	GBPC 2502	GBPC 2504	GBPC 2506	GBPC 2508	GBPC 2510	units
Maximum Recurrent Peak Reverse Voltage	Vrrm	50	100	200	400	600	800	1000	V
Maximum RMS Voltage	Vrms	35	70	140	280	420	560	700	V
Maximum DC blocking Voltage	Vdc	50	100	200	400	600	800	1000	V
Maximum Average Forward Rectified current 3/8" lead length at Ta=55 °C	If(av)	25							A
Peak Forward Surge Current 8.3ms single half sine-wave superimposed on rated load	Ifsm	300							A
Maximum Instantaneous Forward Voltage at forward current 12.5A	Vf	1.1							V
Maximum DC Reverse Voltage Ta=25 °C	Ir	10.0							μ A
at rated DC blocking voltage Ta=100 °C		500							μ A
Operating Temperature Range	Tj	-55 to +175							°C
Storage and operation Junction Temperature	Tstg	-55 to +175							°C

Note: Suffix "W" for wire type



CHENYI ELECTRONICS

# GBPC25005 THRU GBPC2510

SINGLE PHASE SILICON  
PASSIVATED BRIDGE RECTIFIER

Voltage: 50 TO 1000V CURRENT:25A

## RATINGS AND CHARACTERISTIC CURVES GBPC25005 THRU GBPC2510

FIG.1-MAXIMUM NON-REPETITIVE FORWARD SURGE CURRENT

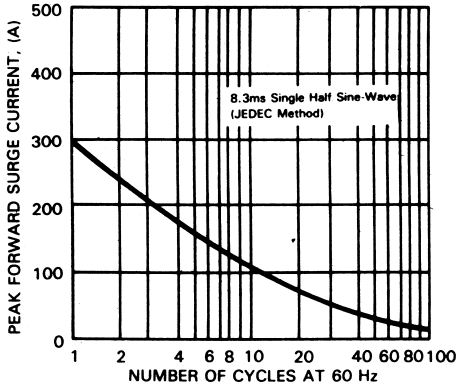


FIG.2-TYPICAL FORWARD CURRENT DERATING CURVE

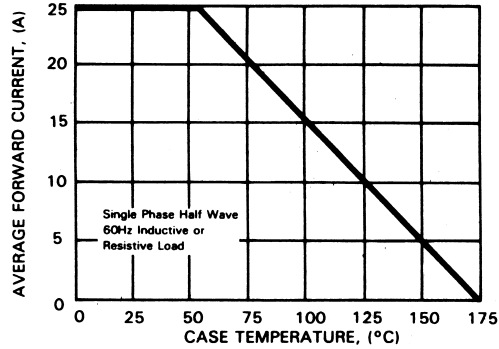


FIG.3-TYPICAL INSTANTANEOUS FORWARD CHARACTERISTICS

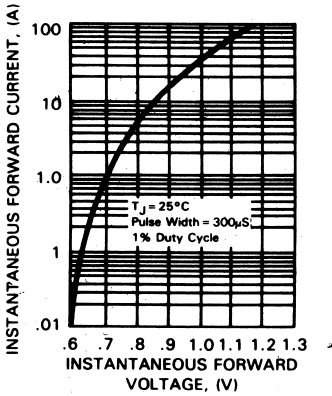


FIG.4-TYPICAL REVERSE CHARACTERISTICS

