

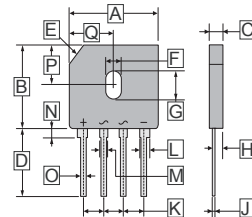

RoHS Compliant Product

A suffix of "-C" specifies halogen-free and RoHS Compliant

FEATURES

- Plastic Package has Underwriters Laboratory Flammability Classification 94V-0
- High current capacity with small package
- Glass passivated chip junctions
- Superior thermal conductivity
- High IFSM

GBU



REF.	Millimeter		REF.	Millimeter	
	Min.	Max.		Min.	Max.
A	21.80	22.20	J	0.46	0.56
B	18.30	19.10	K	4.80	5.30
C	3.37	3.53	L	2.16	2.54
D	17.27	18.29	M	1.65	2.03
E	3.2 x 45°		N	1.45	1.85
F	3.70	3.90	O	0.90	1.20
G	5.70	5.90	P	9.80	10.20
H	2.30	2.70	Q	10.90	11.10

MAXIMUM RATINGS (T_A=25°C unless otherwise noted)

PARAMETERS	SYMBOL	PART NUMBERS						UNITS
		GBU 15B	GBU 15D	GBU 15G	GBU 15J	GBU 15K	GBU 15M	
Maximum repetitive voltage	V _{RRM}	100	200	400	600	800	1000	V
Maximum RMS voltage	V _{RMS}	70	140	280	420	560	700	V
Maximum DC Blocking Voltage	V _{DC}	100	200	400	600	800	1000	V
Maximum DC reverse current at rated DC blocking voltage	I _R	5						μA
		500						
Maximum average forward rectified output current	I _O	15						A
Peak Forward Surge Current, 8.3ms single half sine-wave superimposed on rated load	I _{FSM}	250						A
Rating of fusing (t < 8.3ms)	I ² t	240						A ² sec
Maximum Instantaneous Forward Voltage @ 7.5A	V _F	1.1						V
Dielectric strength terminals to case, AC 1 minute Current 1mA	V _{dia}	2.5						KV
Maximum thermal on P.C.B without heat-sink	R _{θJA}	21						°C / W
Resistance per leg on Al plate heat-sink	R _{θJC}	2.2						
Operating and Storage Temperature Range	T _J , T _{STG}	150 , -55 ~ 150						°C

CHARACTERISTIC CURVES

Fig. 1 Derating Curve

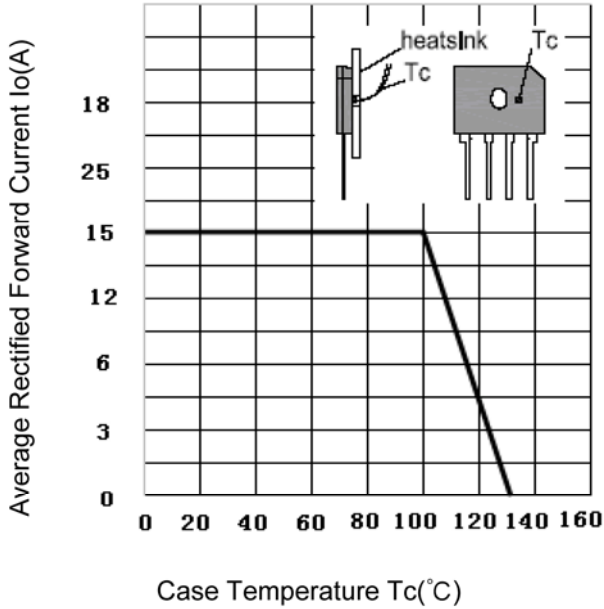


Fig.2 Typical Reverse Characteristics

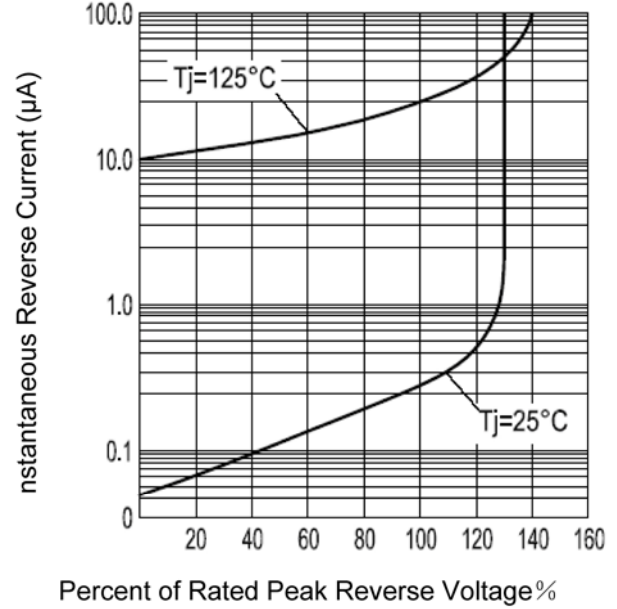


Fig.3 Forward Voltage

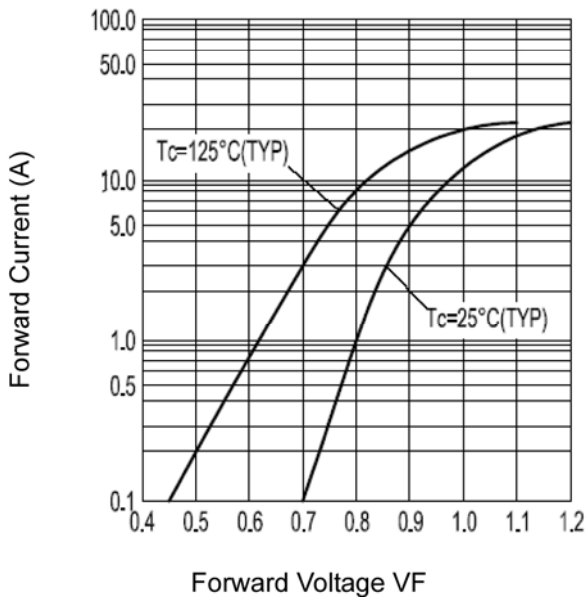


Fig.4 Peak Surge Forward Capability

