



Micro Commercial Components  
 21201 Itasca Street Chatsworth  
 CA 91311  
 Phone: (818) 701-4933  
 Fax: (818) 701-4939

## H2 Series THRU H36 Series

### Features

- Low Leakage
- Low Zener Impedance
- High Reliability

**500 mW  
 Zener Diode  
 1.7 to 37.2 Volts**

### Maximum Ratings

Symbol	Rating	Rating	Unit
$P_b$	Power dissipation	500	W
$T_j$	Junction Temperature	-55 to +150	$^{\circ}\text{C}$
$T_{STG}$	Storage Temperature Range	-55 to +150	$^{\circ}\text{C}$

DO-35

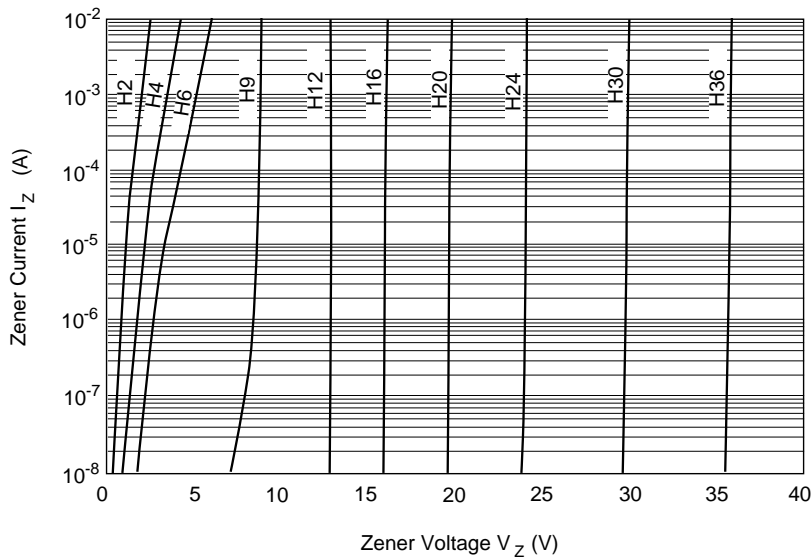
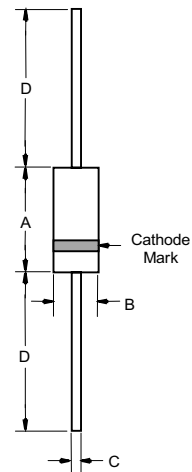


Fig.1 Zener current Vs. Zener voltage



DIM	DIMENSIONS				NOTE
	INCHES		MM		
	MIN	MAX	MIN	MAX	
A	---	.166	---	4.2	
B	---	.079	---	2.00	
C	---	.020	---	.52	
D	1.000	---	25.40	---	

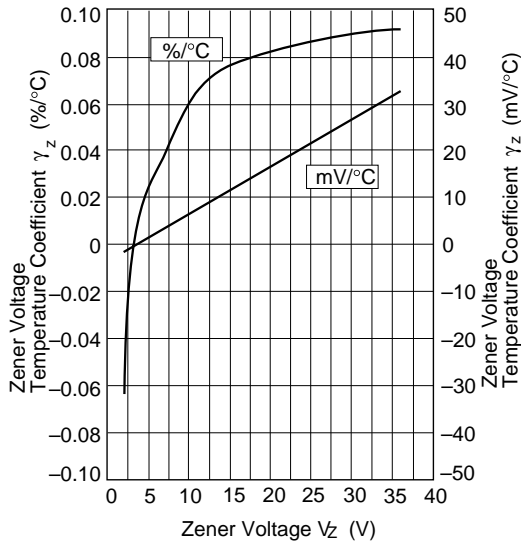


Fig.2 Temperature Coefficient Vs. Zener voltage

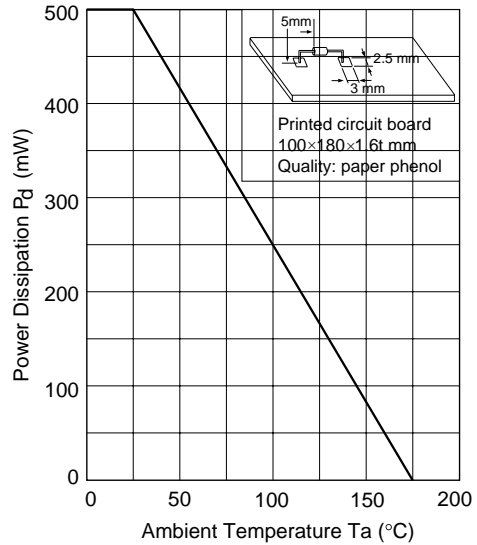


Fig.3 Power Dissipation Vs. Ambient Temperature

ELECTRICAL CHARACTERISTICS @25°C

MCC PART NUMBER		ZENER VOLTAGE $V_z @ I_{zT}$ VOLTS		TEST CURRENT $I_{zT}$	Dynamic Resistance $r_d$ (Max) $I_z$		REVERSE CURRENT $I_R$ (Max) @ $V_R$	
Type	Grade	Min	Max	mA	OHMS	mA	$\mu A$	VOLTS
H2	A1	1.6	1.8	5.0	100	5.0	25	0.5
	A2	1.7	1.9	5.0	100	5.0	25	0.5
	A3	1.8	2.0	5.0	100	5.0	25	0.5
	B1	1.9	2.1	5.0	100	5.0	5.0	0.5
	B2	2.0	2.2	5.0	100	5.0	5.0	0.5
	B3	2.1	2.3	5.0	100	5.0	5.0	0.5
	C1	2.2	2.4	5.0	100	5.0	5.0	0.5
	C2	2.3	2.5	5.0	100	5.0	5.0	0.5
	C3	2.4	2.6	5.0	100	5.0	5.0	0.5
H3	A1	2.5	2.7	5.0	100	5.0	5.0	0.5
	A2	2.6	2.8	5.0	100	5.0	5.0	0.5
	A3	2.7	2.9	5.0	100	5.0	5.0	0.5
	B1	2.8	3.0	5.0	100	5.0	5.0	0.5
	B2	2.9	3.1	5.0	100	5.0	5.0	0.5
	B3	3.0	3.2	5.0	100	5.0	5.0	0.5
	C1	3.1	3.3	5.0	100	5.0	5.0	0.5
	C2	3.2	3.4	5.0	100	5.0	5.0	0.5
	C3	3.3	3.5	5.0	100	5.0	5.0	0.5
H4	A1	3.4	3.6	5.0	100	5.0	5.0	1.0
	A2	3.5	3.7	5.0	100	5.0	5.0	1.0
	A3	3.6	3.8	5.0	100	5.0	5.0	1.0
	B1	3.7	3.9	5.0	100	5.0	5.0	1.0
	B2	3.8	4.0	5.0	100	5.0	5.0	1.0
	B3	3.9	4.1	5.0	100	5.0	5.0	1.0
	C1	4.0	4.2	5.0	100	5.0	5.0	1.0
	C2	4.1	4.3	5.0	100	5.0	5.0	1.0

## H2 Series thru H36 Series

### ELECTRICAL CHARACTERISTICS @25°C

MCC PART NUMBER		ZENER VOLTAGE $V_Z @ I_{ZT}$ VOLTS		TEST CURRENT $I_{ZT}$	Dynamic Resistance $r_d$ (Max) $I_Z$		REVERSE CURRENT $I_R$ (Max)    @ $V_R$	
Type	Grade	Min	Max	mA	OHMS	mA	$\mu$ A	VOLTS
H5	A1	4.3	4.5	5.0	100	5.0	5.0	1.5
	A2	4.4	4.6	5.0	100	5.0	5.0	1.5
	A3	4.5	4.7	5.0	100	5.0	5.0	1.5
	B1	4.6	4.8	5.0	100	5.0	5.0	1.5
	B2	4.7	4.9	5.0	100	5.0	5.0	1.5
	B3	4.8	5.0	5.0	100	5.0	5.0	1.5
	C1	4.9	5.1	5.0	100	5.0	5.0	1.5
	C2	5.0	5.2	5.0	100	5.0	5.0	1.5
	C3	5.1	5.3	5.0	100	5.0	5.0	1.5
H6	A1	5.2	5.5	5.0	40	5.0	5.0	2.0
	A2	5.3	5.6	5.0	40	5.0	5.0	2.0
	A3	5.4	5.7	5.0	40	5.0	5.0	2.0
	B1	5.5	5.8	5.0	40	5.0	5.0	2.0
	B2	5.6	5.9	5.0	40	5.0	5.0	2.0
	B3	5.7	6.0	5.0	40	5.0	5.0	2.0
	C1	5.8	6.1	5.0	40	5.0	5.0	2.0
	C2	6.0	6.3	5.0	40	5.0	5.0	2.0
	C3	6.1	6.4	5.0	40	5.0	5.0	2.0
H7	A1	6.3	6.6	5.0	15	5.0	1.0	3.5
	A2	6.4	6.7	5.0	15	5.0	1.0	3.5
	A3	6.6	6.9	5.0	15	5.0	1.0	3.5
	B1	6.7	7.0	5.0	15	5.0	1.0	3.5
	B2	6.9	7.2	5.0	15	5.0	1.0	3.5
	B3	7.0	7.3	5.0	15	5.0	1.0	3.5
	C1	7.2	7.6	5.0	15	5.0	1.0	3.5
	C2	7.3	7.7	5.0	15	5.0	1.0	3.5
	C3	7.5	7.9	5.0	15	5.0	1.0	3.5
H9	A1	7.7	8.1	5.0	20	5.0	1.0	5.0
	A2	7.9	8.3	5.0	20	5.0	1.0	5.0
	A3	8.1	8.5	5.0	20	5.0	1.0	5.0
	B1	8.3	8.7	5.0	20	5.0	1.0	5.0
	B2	8.5	8.9	5.0	20	5.0	1.0	5.0
	B3	8.7	9.1	5.0	20	5.0	1.0	5.0
	C1	8.9	9.3	5.0	20	5.0	1.0	5.0
	C2	9.1	9.5	5.0	20	5.0	1.0	5.0
	C3	9.3	9.7	5.0	20	5.0	1.0	5.0
H11	A1	9.5	9.9	5.0	25	5.0	1.0	7.5
	A2	9.7	10.1	5.0	25	5.0	1.0	7.5
	A3	9.9	10.3	5.0	25	5.0	1.0	7.5
	B1	10.2	10.6	5.0	25	5.0	1.0	7.5
	B2	10.4	10.8	5.0	25	5.0	1.0	7.5
	B3	10.7	11.1	5.0	25	5.0	1.0	7.5
	C1	10.9	11.3	5.0	25	5.0	1.0	7.5
	C2	11.1	11.6	5.0	25	5.0	1.0	7.5
	C3	11.4	11.9	5.0	25	5.0	1.0	7.5
H12	A1	11.6	12.1	5.0	35	5.0	1.0	9.5
	A2	11.9	12.4	5.0	35	5.0	1.0	9.5
	A3	12.2	12.7	5.0	35	5.0	1.0	9.5
	B1	12.4	12.9	5.0	35	5.0	1.0	9.5
	B2	12.6	13.1	5.0	35	5.0	1.0	9.5
	B3	12.9	13.4	5.0	35	5.0	1.0	9.5
	C1	13.2	13.7	5.0	35	5.0	1.0	9.5
	C2	13.5	14.0	5.0	35	5.0	1.0	9.5
	C3	13.8	14.3	5.0	35	5.0	1.0	9.5
H15	1	14.1	14.7	5.0	40	5.0	1.0	11
	2	14.5	15.1	5.0	40	5.0	1.0	11
	3	14.9	15.5	5.0	40	5.0	1.0	11
H16	1	15.3	15.9	5.0	45	5.0	1.0	12
	2	15.7	16.5	5.0	45	5.0	1.0	12
	3	16.3	17.1	5.0	45	5.0	1.0	12
H18	1	16.9	17.7	5.0	55	5.0	1.0	13
	2	17.5	18.3	5.0	55	5.0	1.0	13
	3	18.1	19.0	5.0	55	5.0	1.0	13
H20	1	18.8	19.7	2.0	60	2.0	1.0	15
	2	19.5	20.4	2.0	60	2.0	1.0	15
	3	20.2	21.1	2.0	60	2.0	1.0	15



H2 Series thru H36 Series

ELECTRICAL CHARACTERISTICS @25°C

MCC PART NUMBER		ZENER VOLTAGE $V_Z @ I_{ZT}$ VOLTS		TEST CURRENT $I_{ZT}$	Dynamic Resistance $r_d(\text{Max})$ $I_Z$		REVERSE CURRENT $I_R(\text{Max}) @ V_R$	
Type	Grade	Min	Max	mA	OHMS	mA	$\mu\text{A}$	VOLTS
H22	1	20.9	21.9	2.0	65	2.0	1.0	17
	2	21.6	22.6	2.0	65	2.0	1.0	17
	3	22.3	23.3	2.0	65	2.0	1.0	17
H24	1	22.9	24.0	2.0	70	2.0	1.0	19
	2	23.6	24.7	2.0	70	2.0	1.0	19
	3	24.3	25.5	2.0	70	2.0	1.0	19
H27	1	25.2	26.6	2.0	80	2.0	1.0	21.0
	2	26.2	27.6	2.0	80	2.0	1.0	21.0
	3	27.2	28.6	2.0	80	2.0	1.0	21.0
H30	1	28.2	29.6	2.0	100	2.0	1.0	23.0
	2	29.2	30.6	2.0	100	2.0	1.0	23.0
	3	30.2	31.6	2.0	100	2.0	1.0	23.0
H33	1	31.2	32.6	2.0	120	2.0	1.0	25.0
	2	32.2	33.6	2.0	120	2.0	1.0	25.0
	3	33.2	34.6	2.0	120	2.0	1.0	25.0
H36	1	34.2	35.7	2.0	140	2.0	1.0	27.0
	2	35.3	36.8	2.0	140	2.0	1.0	27.0
	3	36.4	38.0	2.0	140	2.0	1.0	27.0