

# CHIP FERRITE BEADS

## Features

1. Effective in suppressing noise at high frequencies.
2. Suited for preventing abnormal oscillation from high frequency amplifying circuits.
3. Excellent solder heat resistance for soldering.
4. High reliability in circuits of high-current.
5. Lead Free (RoHS Compliant)

## Applications

1. Noise suppression in digital equipments.
2. Computers and peripheral devices, VCR and camera.
3. Noise suppression in automotive electronic equipments, car stereo, car engine controller.
4. Noise suppression for OA electronic instruments.

## Ordering Information

**HB - 1**   **M**   **1 6 0 8 - 1 2 1**   **J**   **T**  
 (1)        (2)        (3)        (4)        (5)        (6)

### (1) Series

HB : For signal line  
 HH : For high current(~3.0A)  
 HU : For ultra high current(~6.0A)

### (2) Material & Design

L, Y : For ultra high speed  
 S, B : For high speed  
 M : For high impedance type  
 T : For Low speed

### (3) Dimension

First two digits : length(mm)  
 Last two digits : width(mm)

### (4) Impedance(at 100MHz)

First two digits are impedance values.  
 Last digit is the number of zeros.

### (5) Termination

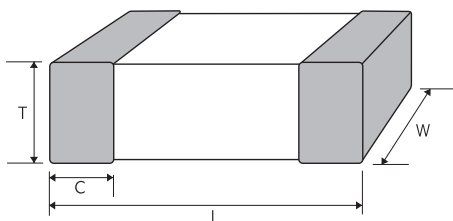
J : Nickel barrier

### (6) Packaging

B : Bulk Package  
 T : Tape & Reel (ø 178mm [ 7 inches ])  
 L : Tape & Reel (ø 254mm [ 10 inches ])

## Shape and Dimensions

unit : mm[inches]



Type	L	W	T	C
H□-1□0603-	0,6±0,03 [.024±.001]	0,3±0,03 [.012±.001]	0,3±0,03 [.012±.001]	0,15±0,05 [.006±.002]
H□-1□1005-	1,0±0,05 [.039±.002]	0,5±0,05 [.020±.002]	0,5±0,05 [.020±.002]	0,20±0,10 [.008±.004]
H□-1□1608-	1,6±0,15 [.063±.006]	0,8±0,15 [.031±.006]	0,8±0,15 [.031±.006]	0,30±0,20 [.012±.008]
H□-1□2012-	2,0±0,20 [.079±.008]	1,25±0,20 [.049±.008]	0,8±0,10 [.031±.004]	0,50±0,30 [.020±.012]
	2,0±0,20 [.079±.008]	1,25±0,20 [.049±.008]	1,0±0,20 [.039±.008]	0,50±0,30 [.020±.012]
	2,0±0,20 [.079±.008]	1,25±0,20 [.049±.008]	*1,25±0,20 [.049±.008]	0,50±0,30 [.020±.012]
H□-1□3216-	3,2±0,20 [.126±.008]	1,6±0,20 [.063±.008]	1,3±0,20 [.051±.008]	0,50±0,30 [.020±.012]
H□-1□4516-	4,5±0,25 [.177±.010]	1,6±0,20 [.063±.008]	1,3±0,20 [.051±.008]	0,50±0,30 [.020±.012]
H□-1□4532-	4,5±0,25 [.177±.010]	3,2±0,25 [.126±.010]	1,3±0,25 [.051±.010]	0,70±0,40 [.027±.016]
H□-1□5750-	5,7±0,30 [.225±.012]	5,0±0,30 [.198±.012]	1,6±0,25 [.063±.010]	0,80±0,50 [.031±.020]

\* Only HU Series

## Specifications

### HB series (For signal line)

#### HB0603

Part No.	Z  at 100MHz( $\Omega$ )		DC Resistance (m $\Omega$ ) max.	Rated Current (mA) max.
	typ.	min.		
HB-1T0603-80□□	80	60	500	500
HB-1T0603-121□□	120	90	800	200
HB-1T0603-241□□	240	180	1000	200

#### HB1005

Part No.	Z  at 100MHz( $\Omega$ )		DC Resistance (m $\Omega$ ) max.	Rated Current (mA) max.
	typ.	min.		
HB-1M1005-100□□	10	7.5	50	1000
HB-1M1005-400□□	40	30	150	900
HB-1M1005-600□□	60	45	200	650
HB-1M1005-800□□	80	60	200	650
HB-1M1005-121□□	120	90	300	500
HB-1M1005-221□□	220	165	350	500
HB-1M1005-301□□	300	225	450	400
HB-1M1005-471□□	470	355	550	300
HB-1M1005-601□□	600	450	600	300
HB-1M1005-102□□	1000	750	1300	250
HB-1T1005-100□□	10	7.5	50	1000
HB-1T1005-260□□	26	19.5	100	900
HB-1T1005-400□□	40	30	100	900
HB-1T1005-600□□	60	45	200	650
HB-1T1005-700□□	70	53	200	650
HB-1T1005-800□□	80	60	250	550
HB-1T1005-121□□	120	90	250	500
HB-1T1005-221□□	220	165	350	500
HB-1T1005-241□□	240	180	400	400
HB-1T1005-301□□	300	225	450	400
HB-1T1005-601□□	600	450	600	400
HB-1S1005-100□□	10	7.5	100	500
HB-1S1005-300□□	30	23	200	400
HB-1S1005-600□□	60	45	300	350
HB-1S1005-101□□	100	75	350	300
HB-1S1005-121□□	120	90	400	300

#### HB1608

Part No.	Z  at 100MHz( $\Omega$ )		DC Resistance (m $\Omega$ ) max.	Rated Current (mA) max.
	typ.	min.		
HB-1M1608-300□□	30	22	80	500
HB-1M1608-600□□	60	45	90	200
HB-1M1608-800□□	80	60	100	200
HB-1M1608-121□□	120	90	120	200
HB-1M1608-221□□	220	165	200	200
HB-1M1608-301□□	300	225	300	200
HB-1M1608-501□□	500	375	400	200
HB-1M1608-601□□	600	450	400	200
HB-1M1608-801□□	800	600	600	200
HB-1M1608-102□□	1000	750	600	150
HB-1S1608-100□□	10	7.5	50	300
HB-1S1608-200□□	20	15	120	300
HB-1S1608-300□□	30	22	120	300
HB-1S1608-400□□	40	30	120	300
HB-1S1608-550□□	55	42	150	200

**HB1608**

Part No.	Z  at 100MHz( $\Omega$ )		DC Resistance (m $\Omega$ ) max.	Rated Current (mA) max.
	typ.	min.		
HB-1S1608-800□□	80	60	250	200
HB-1S1608-121□□	120	90	250	200
HB-1S1608-221□□	220	165	400	200
HB-1T1608-260□□	26	20	50	500
HB-1T1608-300□□	30	22	50	500
HB-1T1608-600□□	60	45	100	400
HB-1T1608-800□□	80	60	100	300
HB-1T1608-121□□	120	90	200	250
HB-1T1608-221□□	220	165	300	200
HB-1T1608-301□□	300	225	350	200
HB-1T1608-331□□	330	250	350	200
HB-1T1608-601□□	600	450	500	200
HB-1T1608-102□□	1000(at 60MHz)	750	700	200
HB-1T1608-202□□	2000(at 70MHz)	1500	1200	100
HB-1B1608-222□□	2200	1650	850	200

**HB2012**

Part No.	Z  at 100MHz( $\Omega$ )		DC Resistance (m $\Omega$ ) max.	Rated Current (mA) max.
	typ.	min.		
HB-1M2012-150□□	15	12	20	600
HB-1M2012-260□□	26	20	20	600
HB-1M2012-300□□	30	23	20	600
HB-1M2012-320□□	32	24	30	600
HB-1M2012-800□□	80	60	80	300
HB-1M2012-121□□	120	90	100	300
HB-1M2012-151□□	150	115	120	300
HB-1M2012-221□□	220	165	120	300
HB-1M2012-301□□	300	225	150	300
HB-1M2012-451□□	450	338	250	300
HB-1M2012-601□□	600	450	250	300
HB-1M2012-102□□	1000	750	300	300
HB-1M2012-202□□	2000(at 70MHz)	1500	500	300
HB-1M2012-252□□	2500(at 50MHz)	1875	600	300
HB-1S2012-5R0□□	5	3.5	50	300
HB-1S2012-8R0□□	8	6	50	300
HB-1S2012-400□□	40	30	150	250
HB-1S2012-800□□	80	60	180	200
HB-1S2012-121□□	120	90	200	300
HB-1S2012-221□□	220	165	300	300
HB-1S2012-251□□	250	190	500	300
HB-1T2012-260□□	26	20	40	600
HB-1T2012-400□□	40	30	50	600
HB-1T2012-800□□	80	60	80	300
HB-1T2012-121□□	120	90	80	300
HB-1T2012-151□□	150	115	80	300
HB-1T2012-221□□	220	170	120	200
HB-1T2012-251□□	250	188	120	200
HB-1T2012-301□□	300	225	150	200
HB-1T2012-331□□	330	250	150	200
HB-1T2012-401□□	400	300	150	200
HB-1T2012-601□□	600	450	250	200
HB-1T2012-102□□	1000(at 60MHz)	750	300	200
HB-1T2012-202□□	2000(at 40MHz)	1500	500	200
HB-1T2012-252□□	2500(at 35MHz)	1875	600	200
HB-1B2012-222□□	2200	1650	600	300
HB-1B2012-272□□	2700	2025	700	300

## HB3216

Part No.	Z  at 100MHz( $\Omega$ )		DC Resistance (m $\Omega$ ) max.	Rated Current (mA) max.
	typ.	min.		
HB-1M3216-350□□	35	26	20	600
HB-1M3216-500□□	50	37	30	600
HB-1M3216-700□□	70	52	50	600
HB-1M3216-121□□	120	90	50	300
HB-1M3216-151□□	150	115	50	300
HB-1M3216-201□□	200	150	80	300
HB-1M3216-301□□	300	225	90	200
HB-1M3216-601□□	600	450	200	200
HB-1M3216-102□□	1000	750	250	200
HB-1S3216-100□□	10	7.5	50	300
HB-1S3216-200□□	20	15	100	300
HB-1S3216-800□□	80	60	250	200
HB-1S3216-251□□	250	190	300	200
HB-1S3216-601□□	600	450	400	200
HB-1T3216-350□□	35	26	30	600
HB-1T3216-500□□	50	37	30	600
HB-1T3216-700□□	70	52	50	400
HB-1T3216-800□□	80	60	50	400
HB-1T3216-121□□	120	90	100	300
HB-1T3216-151□□	150	115	100	300
HB-1T3216-201□□	200	150	150	300
HB-1T3216-601□□	600	450	300	200
HB-1T3216-801□□	800	600	300	200
HB-1T3216-102□□	1000(at 60MHz)	750	400	200
HB-1T3216-122□□	1200(at 50MHz)	900	400	200
HB-1T3216-202□□	2000(at 30MHz)	1500	500	200

## HB4516

Part No.	Z  at 100MHz( $\Omega$ )		DC Resistance (m $\Omega$ ) max.	Rated Current (mA) max.
	typ.	min.		
HB-1M4516-600□□	60	45	20	600
HB-1M4516-700□□	70	52	30	600
HB-1M4516-151□□	150	115	50	300
HB-1T4516-700□□	70	52	50	600

## HB4532

Part No.	Z  at 100MHz( $\Omega$ )		DC Resistance (m $\Omega$ ) max.	Rated Current (mA) max.
	typ.	min.		
HB-1M4532-121□□	120	90	40	600
HB-1M4532-151□□	150	115	40	600
HB-1T4532-800□□	80	60	40	600
HB-1T4532-121□□	120	90	40	600

## HB5750

Part No.	Z  at 100MHz( $\Omega$ )		DC Resistance (m $\Omega$ ) max.	Rated Current (mA) max.
	typ.	min.		
HB-1M5750-181□□	180	135	80	600

### HB series - L Type (For ultra high frequency signal line)

Part No.	Z  at 100MHz( $\Omega$ )		DC Resistance (m $\Omega$ ) max.	Rated Current (mA) max.
	typ.	typ.		
HB-1L1608-2R0□□	2.0	20	200	300
HB-1L1608-4R0□□	4.0	40	250	300
HB-1L1608-5R5□□	5.5	55	300	300
HB-1L1608-7R0□□	7.0	80	300	300
HB-1L1608-9R0□□	9.0	40(at 500MHz)	400	300
HB-1L1608-110□□	11.0	55(at 500MHz)	400	300
HB-1L1608-130□□	13.0	70(at 500MHz)	500	300
HB-1L1608-150□□	15.0	80(at 500MHz)	500	300
HB-1L2012-3R5□□	3.5	30	150	500
HB-1L2012-6R5□□	6.5	30(at 500MHz)	200	500
HB-1L2012-100□□	10.0	50(at 500MHz)	250	500

### HB series - Y Type (For ultra high frequency signal line)

Part No.	Z  at 100MHz( $\Omega$ )		DC Resistance (m $\Omega$ ) max.	Rated Current (mA) max.
	typ.	typ.		
HB-1Y1608-4R0□□	4.0	40	200	300
HB-1Y1608-8R0□□	8.0	90	250	300
HB-1Y1608-100□□	10.0	170	300	300
HB-1Y1608-150□□	15.0	75(at 500MHz)	350	300
HB-1Y1608-200□□	20.0	120(at 500MHz)	400	300

### HH series (For high current)

#### HH1005

Part No.	Z  at 100MHz( $\Omega$ )		DC Resistance (m $\Omega$ ) max.	Rated Current (mA) max.
	typ.	min.		
HH-1M1005-100□□	10	7.5	50	1300
HH-1M1005-221□□	220	165	350	800
HH-1M1005-471□□	470	355	560	500
HH-1M1005-601□□	600	450	600	500
HH-1M1005-102□□	1000	750	800	400
HH-1S1005-100□□	10	7.5	80	1300
HH-1T1005-100□□	10	7.5	50	1300
HH-1T1005-121□□	120	90	250	800
HH-1T1005-241□□	240	180	310	650
HH-1T1005-601□□	600	450	580	500

## HH1608

Part No.	Z  at 100MHz( $\Omega$ )		DC Resistance (m $\Omega$ ) max.	Rated Current (mA) max.
	typ.	min.		
HH-1M1608-300□□	30	22	60	2000
HH-1M1608-600□□	60	45	90	1600
HH-1M1608-121□□	120	90	140	1100
HH-1M1608-221□□	220	165	200	1000
HH-1M1608-301□□	300	225	300	900
HH-1M1608-501□□	500	375	350	800
HH-1M1608-601□□	600	450	350	750
HH-1M1608-801□□	800	600	500	650
HH-1M1608-102□□	1000	750	500	550
HH-1S1608-100□□	10	7,5	50	1500
HH-1S1608-200□□	20	15	60	1400
HH-1S1608-300□□	30	22	100	1300
HH-1S1608-400□□	40	30	120	1300
HH-1S1608-550□□	55	42	150	1100
HH-1S1608-800□□	80	60	180	1000
HH-1S1608-121□□	120	90	200	1000
HH-1S1608-221□□	220	165	350	800
HH-1T1608-260□□	26	20	50	2000
HH-1T1608-300□□	30	22	50	2000
HH-1T1608-800□□	80	60	100	1600
HH-1T1608-121□□	120	90	150	1100
HH-1T1608-221□□	220	165	200	1000
HH-1T1608-301□□	300	225	300	900
HH-1T1608-331□□	330	250	300	800
HH-1T1608-601□□	600	450	400	650
HH-1T1608-102□□	1000	750	500	550

## HH2012

Part No.	Z  at 100MHz( $\Omega$ )		DC Resistance (m $\Omega$ ) max.	Rated Current (mA) max.
	typ.	min.		
HH-1M2012-150□□	15	12	20	2500
HH-1M2012-260□□	26	20	20	3000
HH-1M2012-300□□	30	23	20	2500
HH-1M2012-320□□	32	24	30	2500
HH-1M2012-600□□	60	45	30	3800
HH-1M2012-800□□	80	60	80	1500
HH-1M2012-121□□	120	90	50	2500
HH-1M2012-151□□	150	115	100	1500
HH-1M2012-221□□	220	165	50	2200
HH-1M2012-301□□	300	225	70	2000
HH-1M2012-451□□	450	338	200	1000
HH-1M2012-601□□	600	450	100	2000
HH-1M2012-102□□	1000	750	300	800
HH-1S2012-5R0□□	5,0	3,5	50	3000
HH-1S2012-8R0□□	8,0	6,0	30	3000
HH-1S2012-400□□	40	30	100	1800
HH-1S2012-800□□	80	60	150	1500
HH-1S2012-121□□	120	90	200	900
HH-1S2012-221□□	220	165	200	900
HH-1S2012-251□□	250	190	300	1000
HH-1T2012-260□□	26	20	30	3500
HH-1T2012-400□□	40	30	50	2000
HH-1T2012-600□□	60	45	60	1500
HH-1T2012-800□□	80	60	80	1000
HH-1T2012-121□□	120	90	30	3000
HH-1T2012-151□□	150	115	80	1000
HH-1T2012-221□□	220	165	120	1000
HH-1T2012-251□□	250	190	50	2800

**HH2012**

Part No.	Z  at 100MHz( $\Omega$ )		DC Resistance (m $\Omega$ ) max.	Rated Current (mA) max.
	typ.	min.		
HH-1T2012-301□□	300	225	150	800
HH-1T2012-331□□	330	250	150	800
HH-1T2012-401□□	400	300	150	800
HH-1T2012-601□□	600	450	250	600
HH-1T2012-102□□	1000(at 60MHz)	750	300	600

**HH3216**

Part No.	Z  at 100MHz( $\Omega$ )		DC Resistance (m $\Omega$ ) max.	Rated Current (mA) max.
	typ.	min.		
HH-1M3216-500□□	50	37	20	4000
HH-1M3216-700□□	70	52	20	4000
HH-1M3216-900□□	90	68	20	4000
HH-1M3216-101□□	100	75	30	4000
HH-1M3216-121□□	120	90	30	4000
HH-1M3216-151□□	150	115	50	2000
HH-1M3216-201□□	200	150	80	2000
HH-1M3216-301□□	300	225	90	2000
HH-1M3216-501□□	500	375	60	3000
HH-1M3216-601□□	600	450	60	3000
HH-1M3216-102□□	1000	750	250	1000
HH-1S3216-100□□	10	7.5	50	3000
HH-1S3216-200□□	20	15	100	3000
HH-1S3216-800□□	80	60	250	2000
HH-1S3216-251□□	250	190	300	2000
HH-1T3216-260□□	26	20	30	4000
HH-1T3216-350□□	35	26	30	4000
HH-1T3216-500□□	50	37	40	3000
HH-1T3216-700□□	70	52	50	2500
HH-1T3216-800□□	80	60	50	2500
HH-1T3216-121□□	120	90	100	2000
HH-1T3216-151□□	150	115	100	2000
HH-1T3216-201□□	200	150	150	1800
HH-1T3216-601□□	600	450	300	1000
HH-1T3216-801□□	800	600	300	1000
HH-1T3216-102□□	1000 (at 60MHz)	750	300	1000
HH-1T3216-122□□	1200 (at 50MHz)	900	400	1000
HH-1T3216-202□□	2000 (at 30MHz)	1500	400	1000

**HH4516**

Part No.	Z  at 100MHz( $\Omega$ )		DC Resistance (m $\Omega$ ) max.	Rated Current (mA) max.
	typ.	min.		
HH-1M4516-600□□	60	45	20	4000
HH-1M4516-111□□	110	83	20	4000

## HH4532

Part No.	Z  at 100MHz( $\Omega$ )		DC Resistance (m $\Omega$ ) max.	Rated Current (mA) max.
	typ.	min.		
HH-1M4532-121□□	120	90	30	3000
HH-1T4532-121□□	120	90	30	3000
HH-1M4532-601□□	600(at 50MHz)	450	40	3000
HH-1M4532-132□□	1300(at 60MHz)	980	50	2700
HH-1B4532-132□□	1300	980	50	2700

## HH5750

Part No.	Z  at 100MHz( $\Omega$ )		DC Resistance (m $\Omega$ ) max.	Rated Current (mA) max.
	typ.	min.		
HH-1M5750-401□□	400	300	50	2500
HH-1M5750-501□□	500	375	80	2500
HH-1M5750-151□□	150	115	50	4000

## HU series (For ultra high current)

Part No.	Z  at 100MHz( $\Omega$ )		DC Resistance (m $\Omega$ ) max.	Rated Current (mA) max.
	typ.	min.		
HU-1M2012-400□□	40	30	20	5000
HU-1M2012-600□□	60	45	20	4800
HU-1M2012-800□□	80	60	20	4500
HU-1M2012-121□□	120	90	30	4200
HU-1T2012-500□□	50	37	15	5000
HU-1M3216-500□□	50	37	10	4800
HU-1M3216-121□□	120	90	20	4600
HU-1M4516-600□□	60	45	15	5400
HU-1B4532-681□□	680	510	30	3800
HU-1M4532-121□□	120	90	20	4600
HU-1M5750-401□□	400	300	30	5500

※ Parts with other electrical characteristics available upon request.

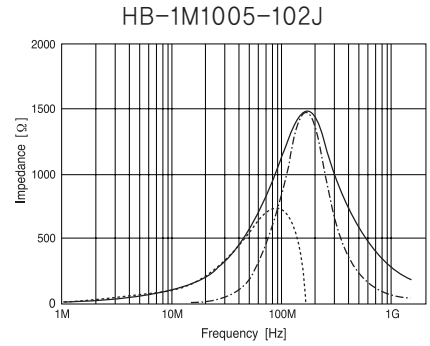
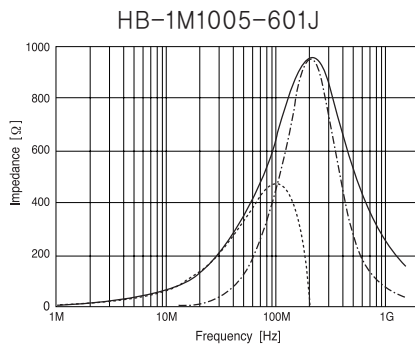
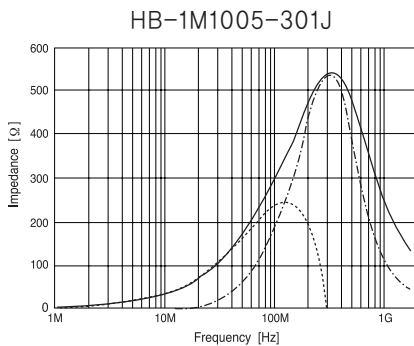
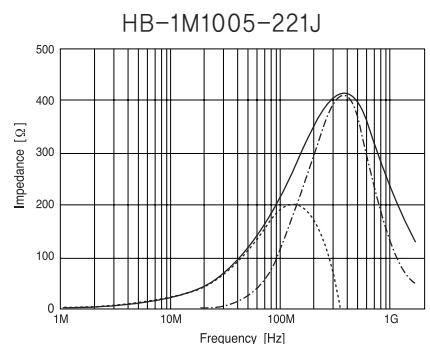
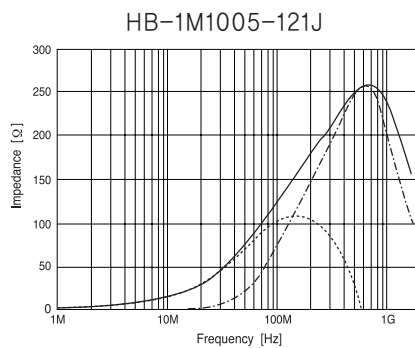
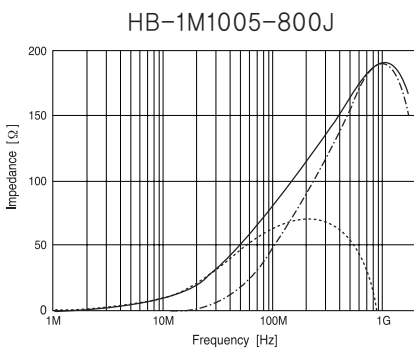
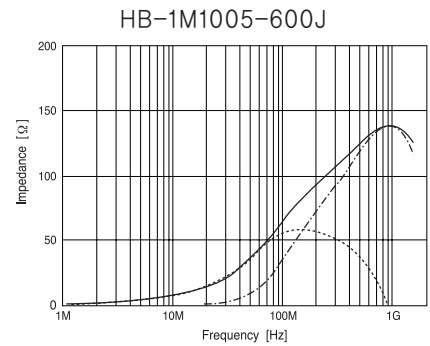
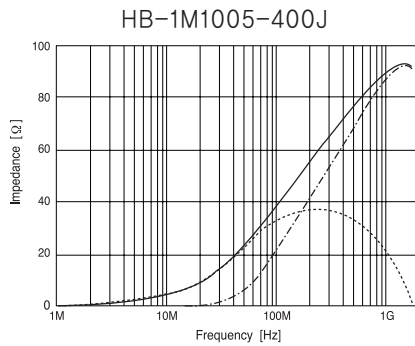
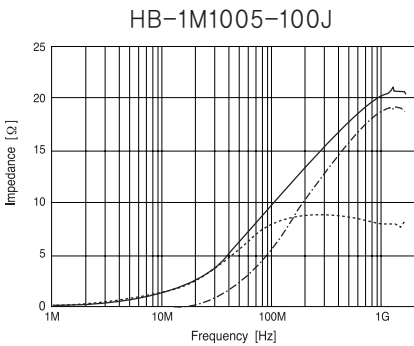
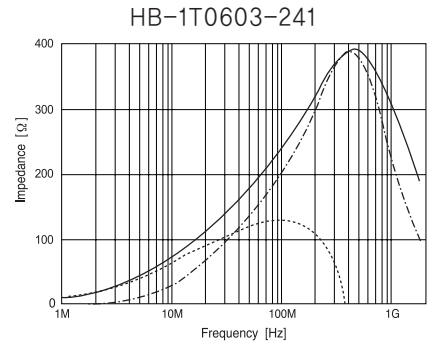
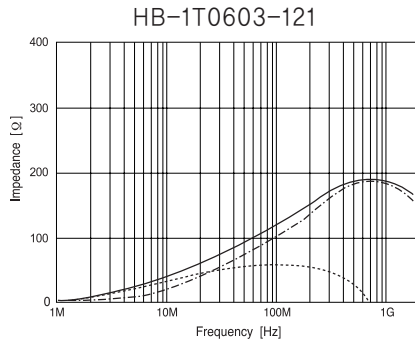
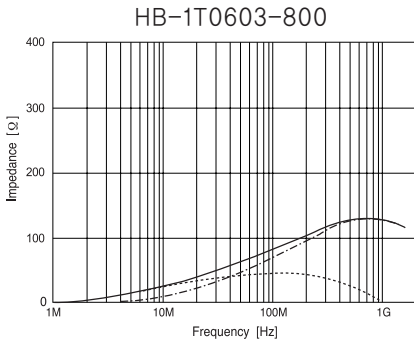
※ Test equipment : HP4291A + HP16192A



**Electrical Characteristics**

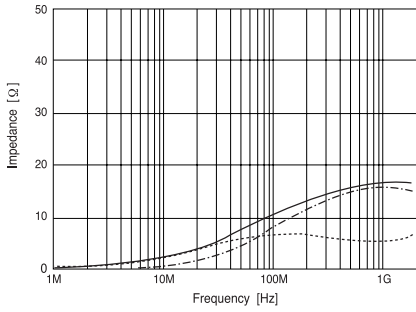
- HB series (For Signal line)
- HB0603, HB1005, HB1608, HB2012

— Z --- R --- X

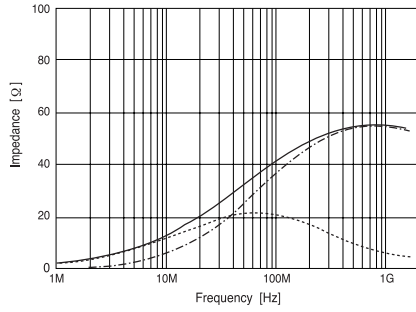


— Z --- R --- X

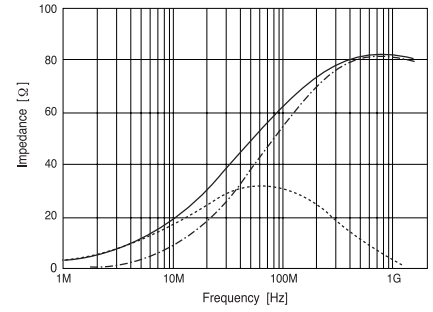
HB-1T1005-100J



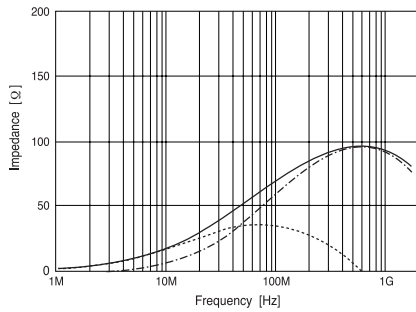
HB-1T1005-400J



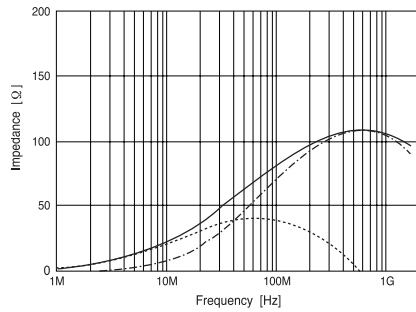
HB-1T1005-600J



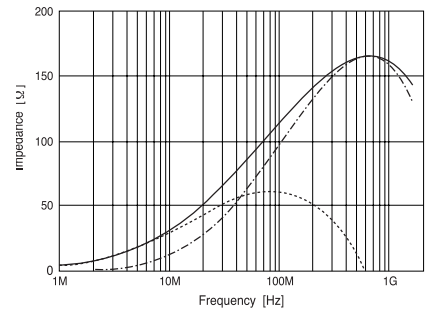
HB-1T1005-700J



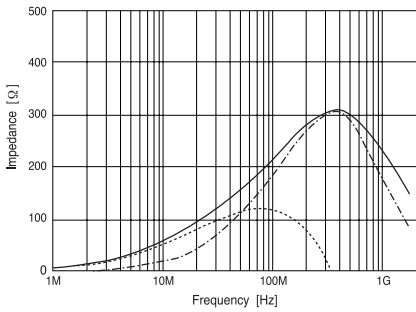
HB-1T1005-800J



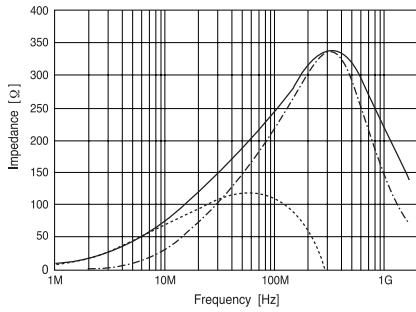
HB-1T1005-121J



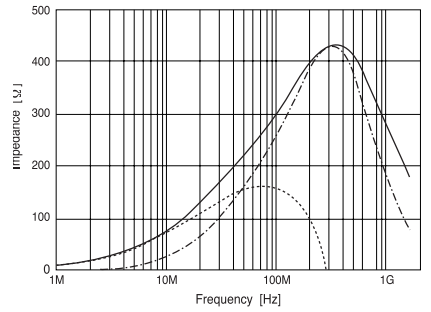
HB-1T1005-221J



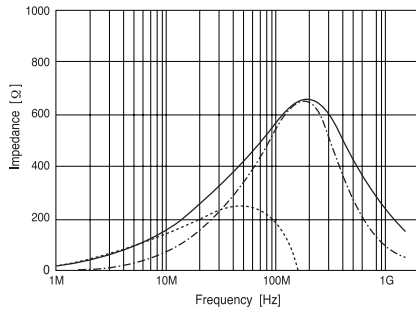
HB-1T1005-241J



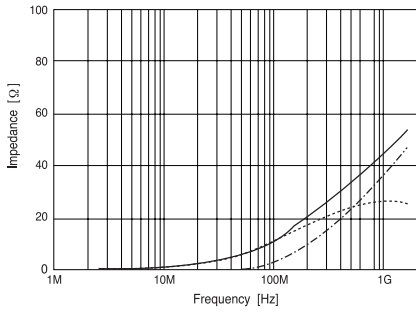
HB-1T1005-301J



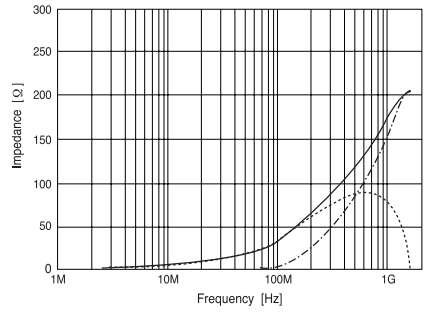
HB-1T1005-601J



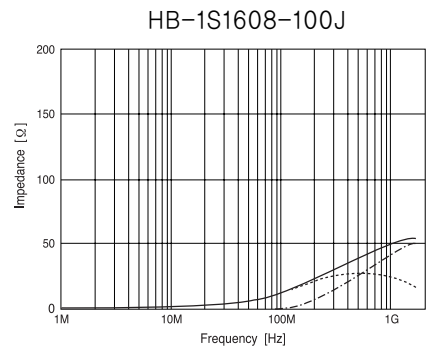
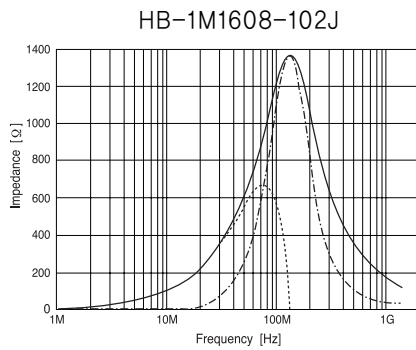
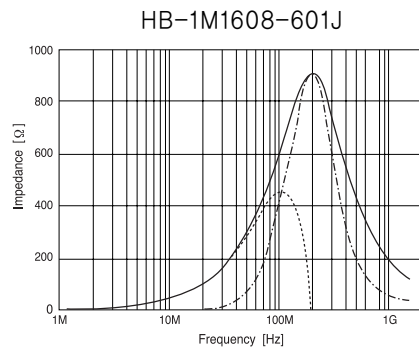
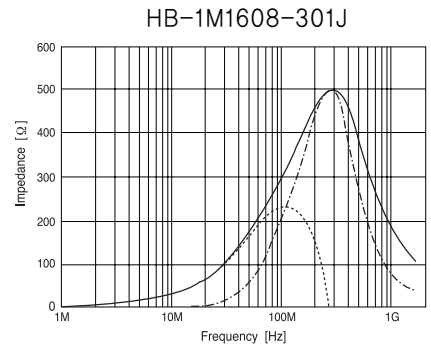
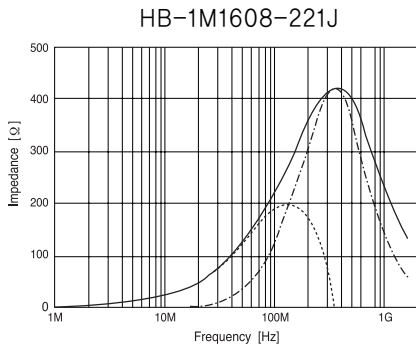
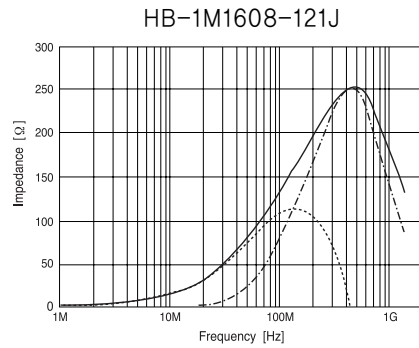
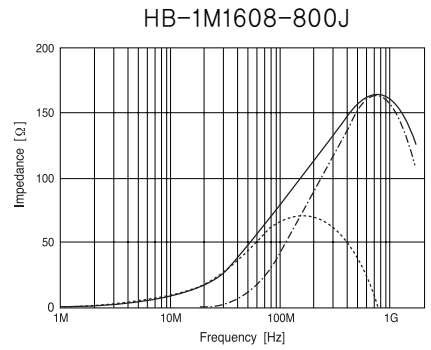
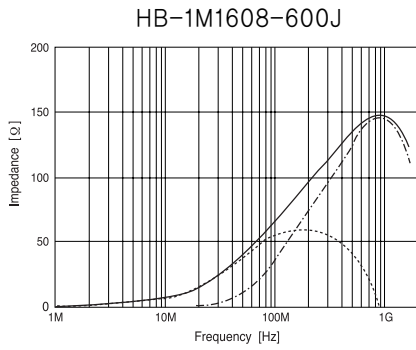
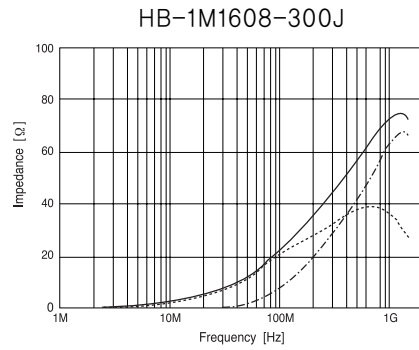
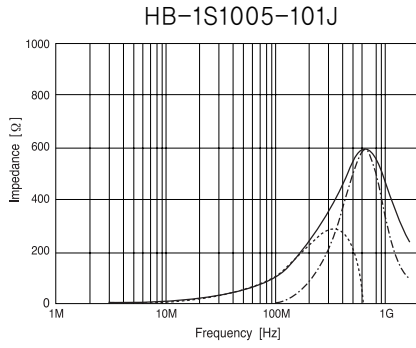
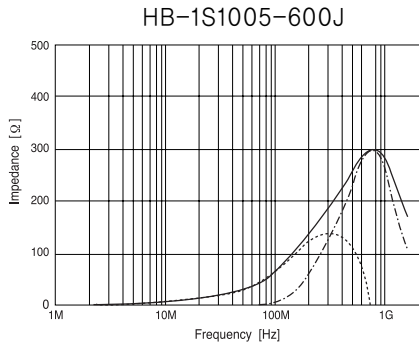
HB-1S1005-100J



HB-1S1005-300J

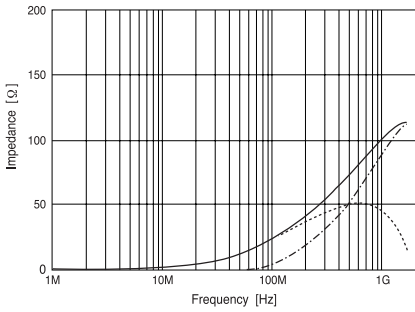


— Z --- R --- X

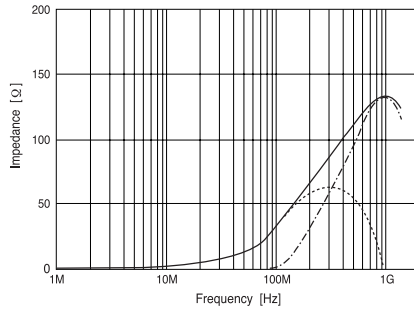


— Z --- R --- X

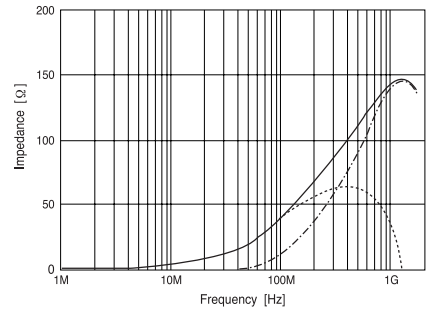
HB-1S1608-200J



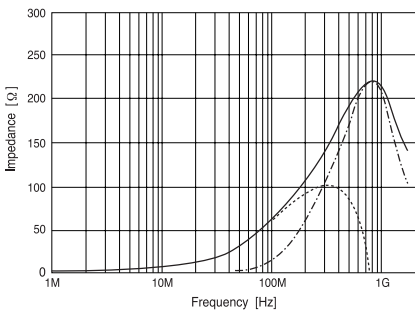
HB-1S1608-300J



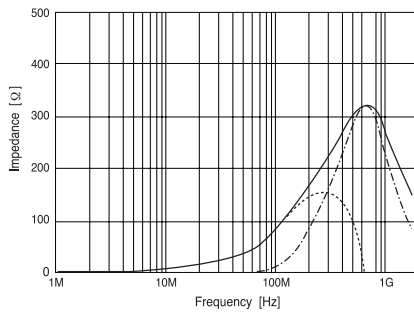
HB-1S1608-400J



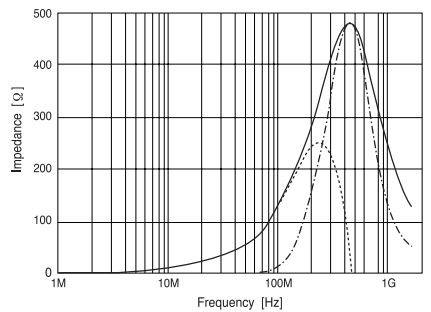
HB-1S1608-550J



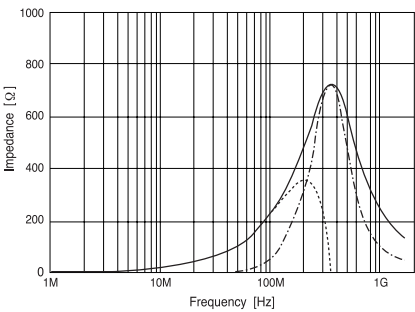
HB-1S1608-800J



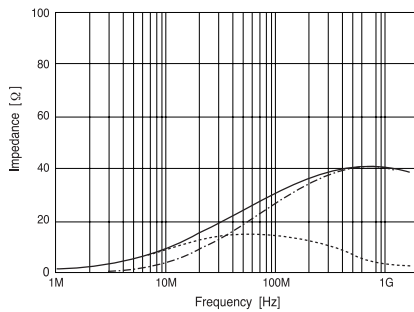
HB-1S1608-121J



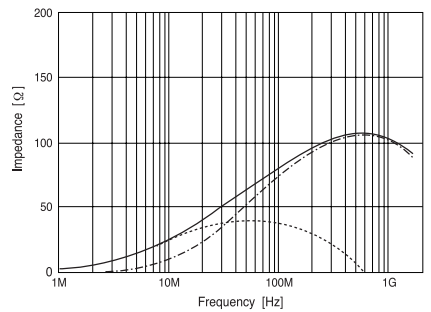
HB-1S1608-221J



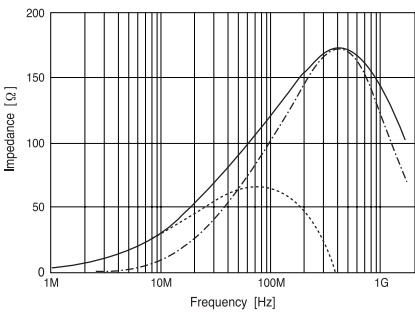
HB-1T1608-300J



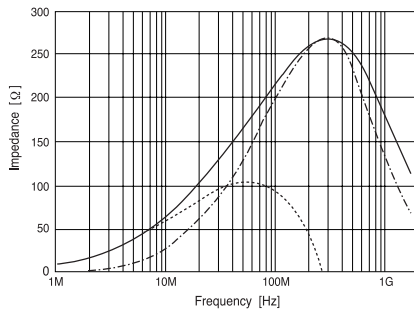
HB-1T1608-800J



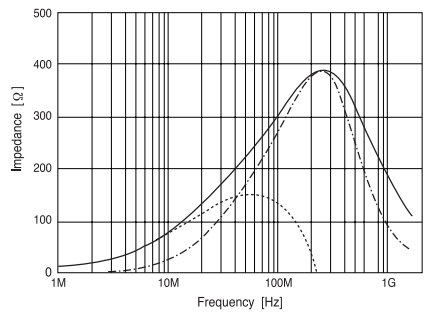
HB-1T1608-121J



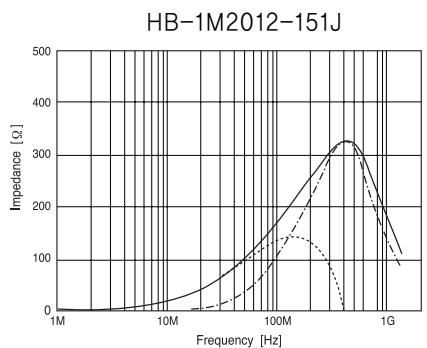
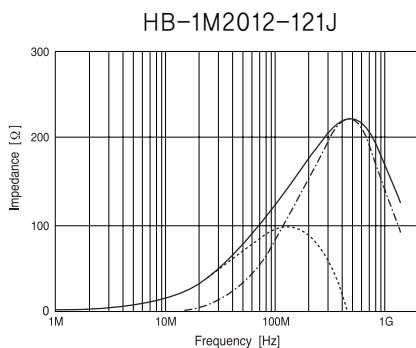
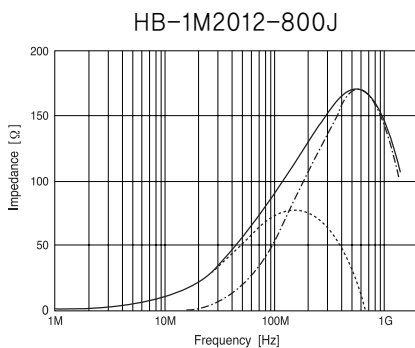
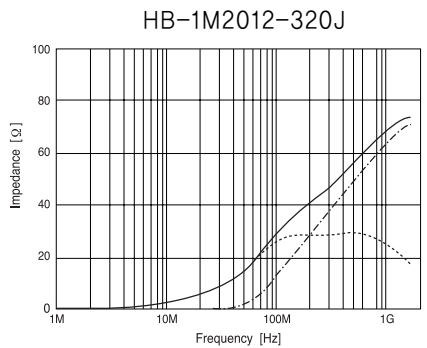
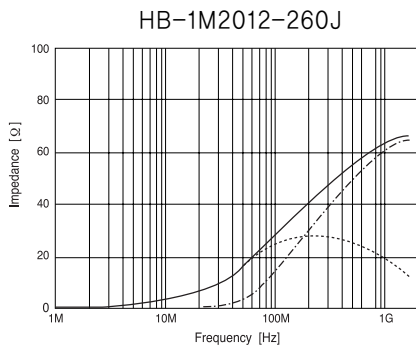
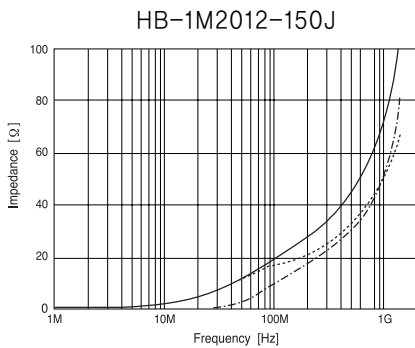
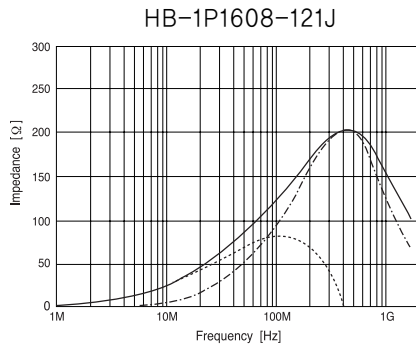
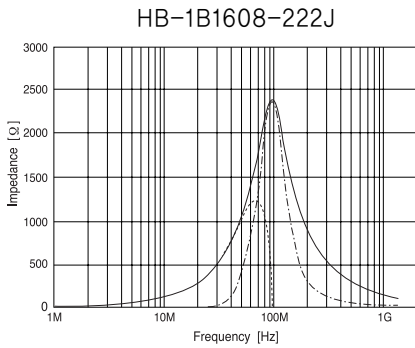
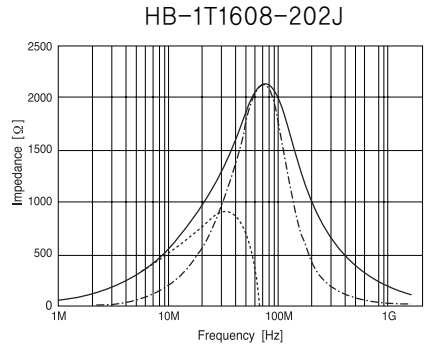
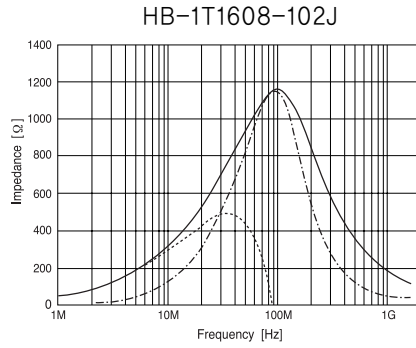
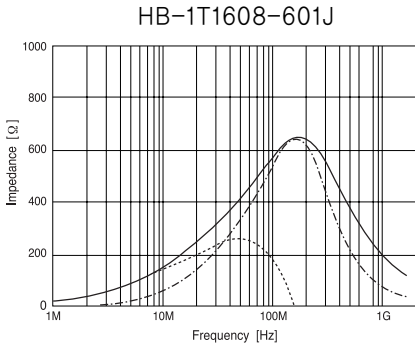
HB-1T1608-221J



HB-1T1608-301J

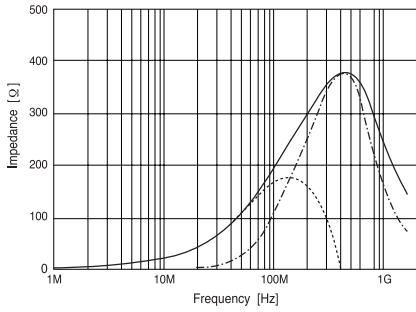


— Z --- R --- X

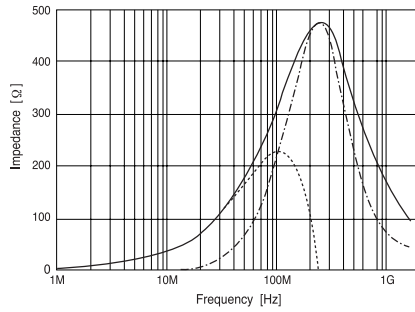


— Z --- R --- X

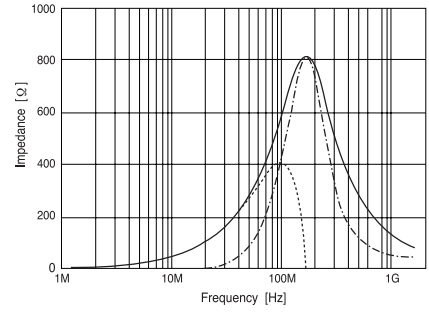
HB-1M2012-221J



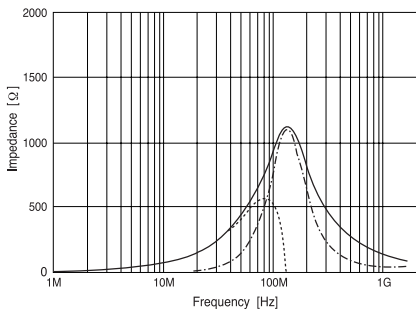
HB-1M2012-301J



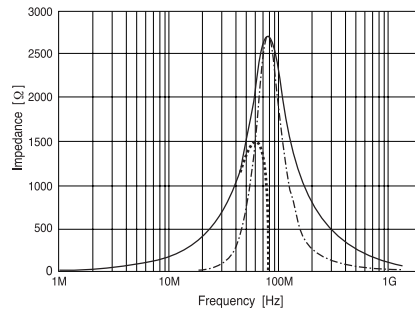
HB-1M2012-601J



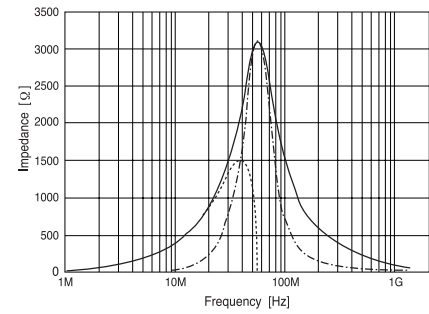
HB-1M2012-102J



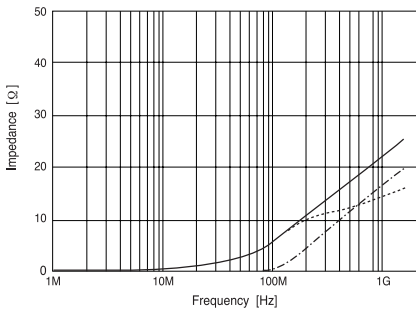
HB-1M2012-202J



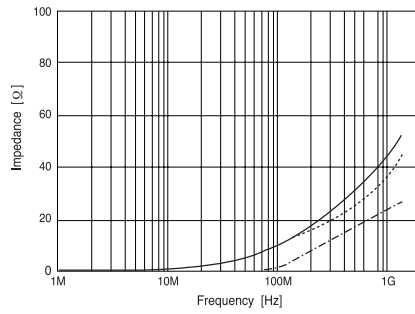
HB-1M2012-252J



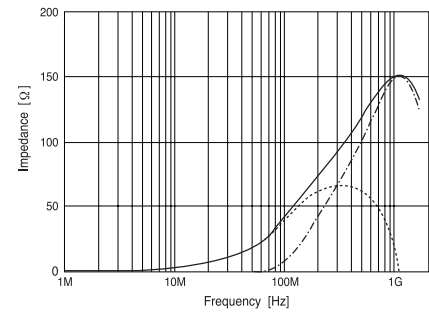
HB-1S2012-5R0J



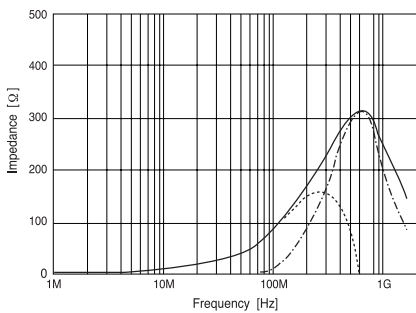
HB-1S2012-8R0J



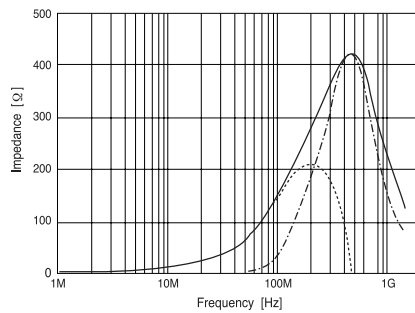
HB-1S2012-400J



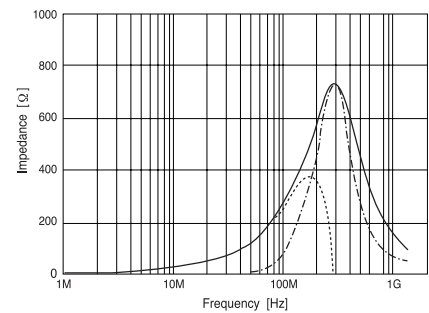
HB-1S2012-800J



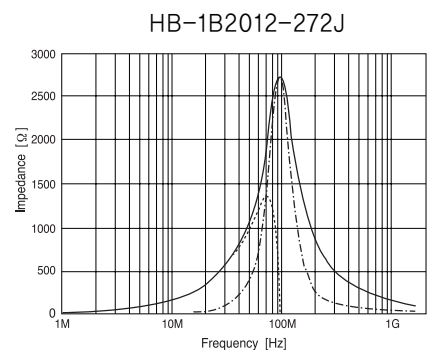
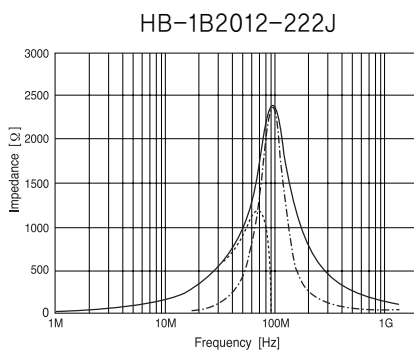
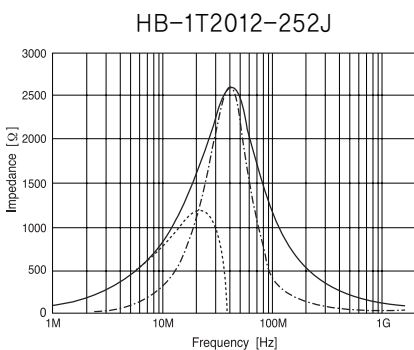
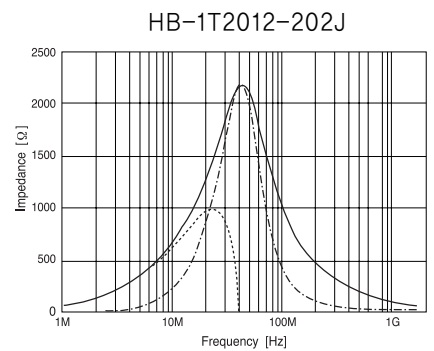
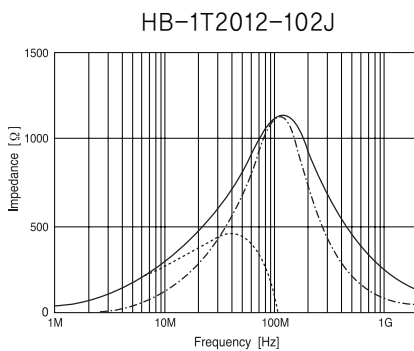
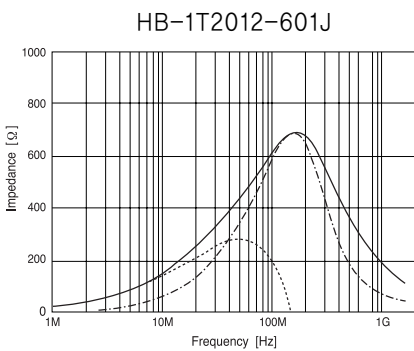
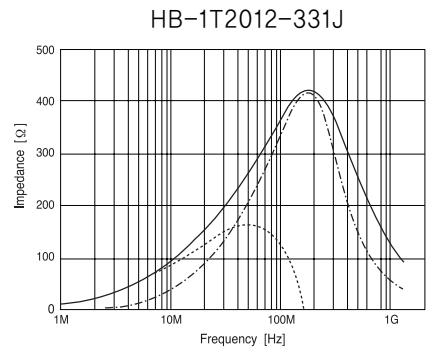
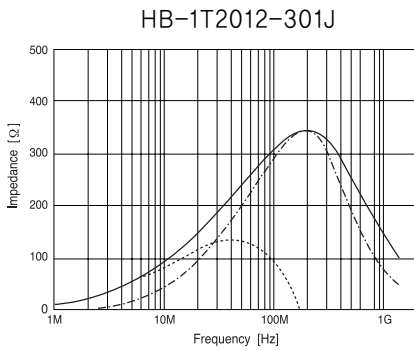
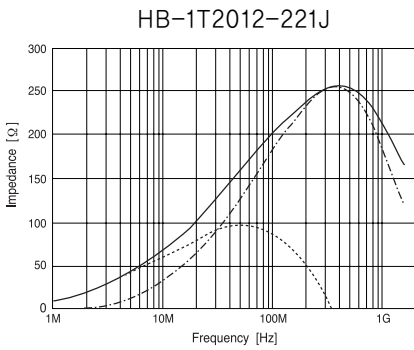
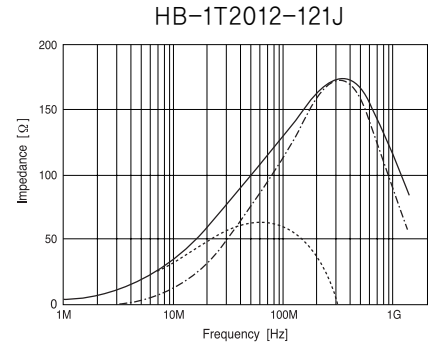
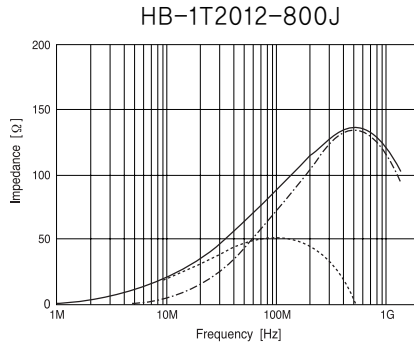
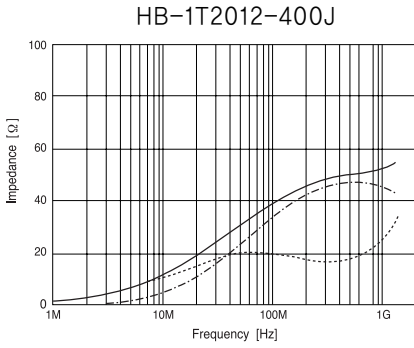
HB-1S2012-121J



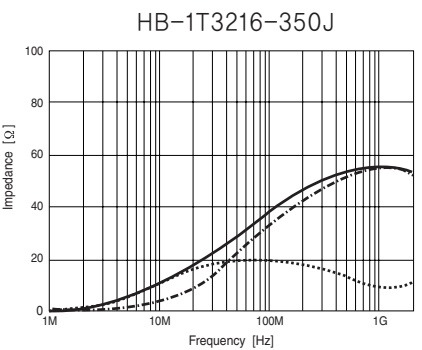
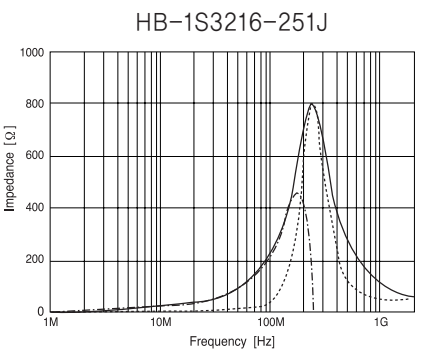
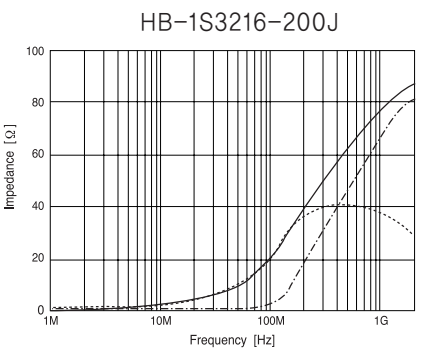
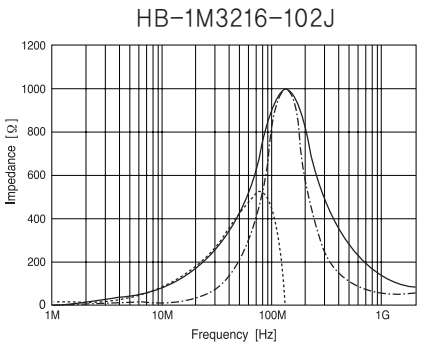
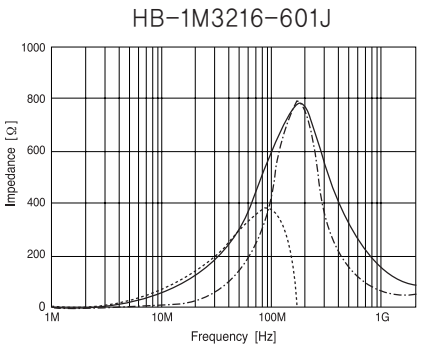
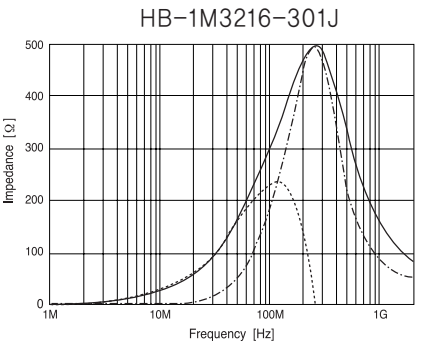
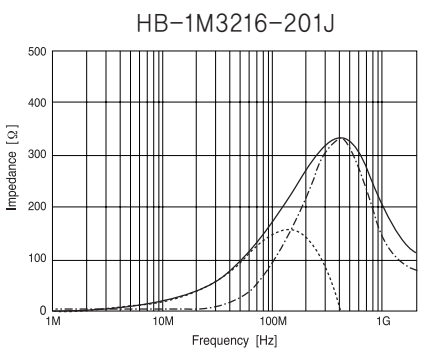
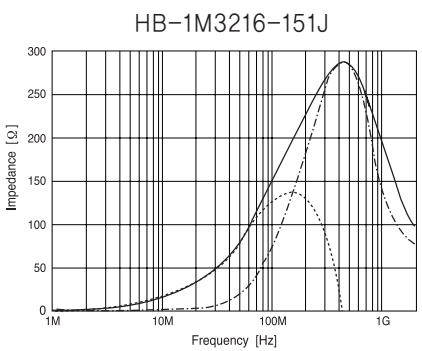
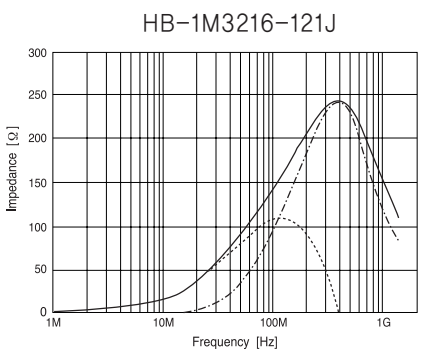
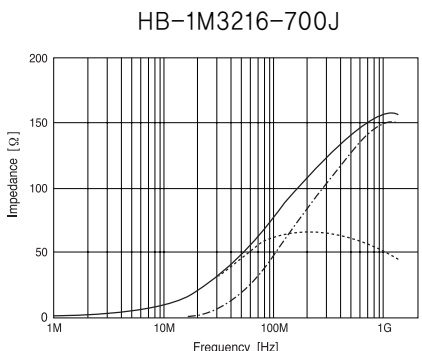
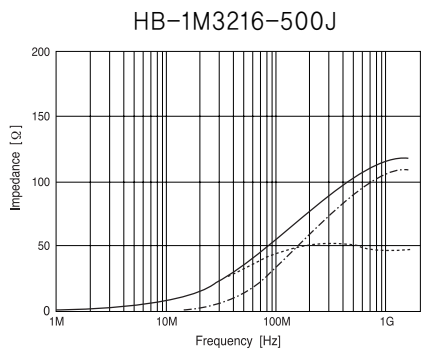
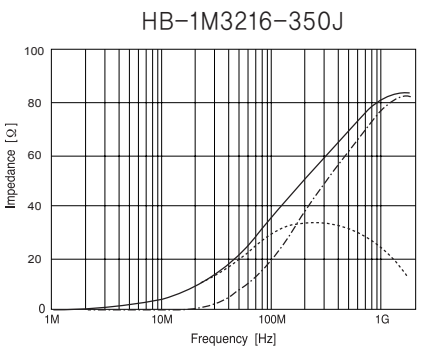
HB-1S2012-221J



— Z --- R --- X



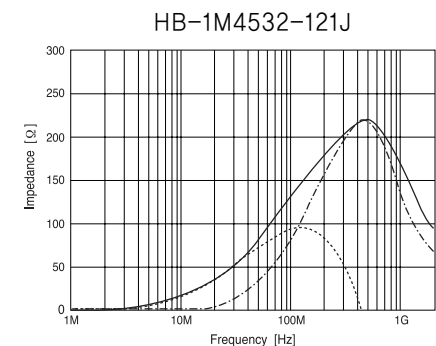
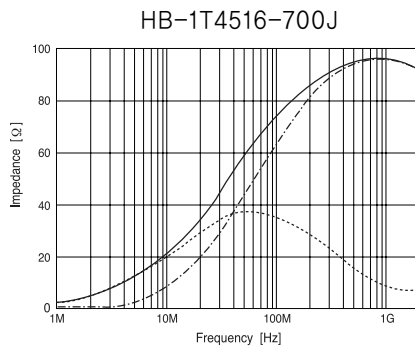
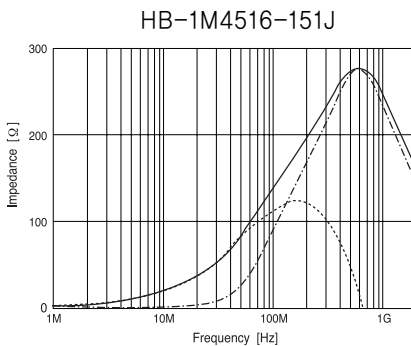
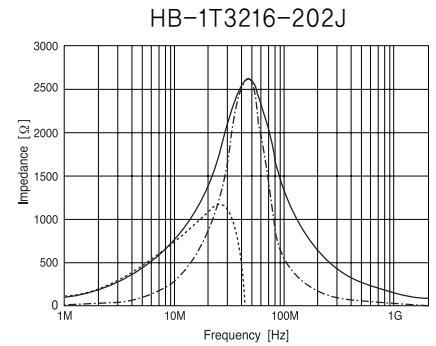
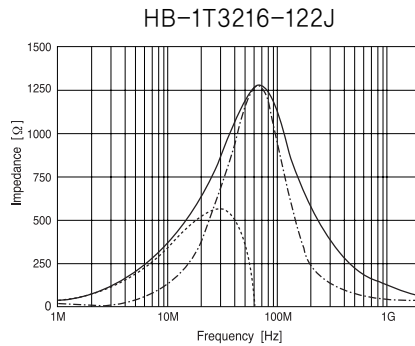
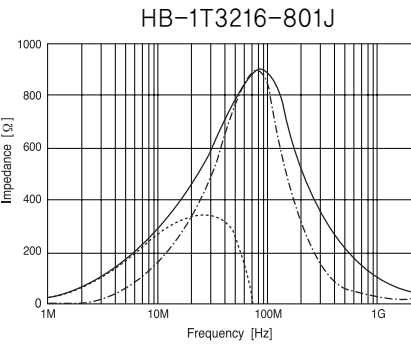
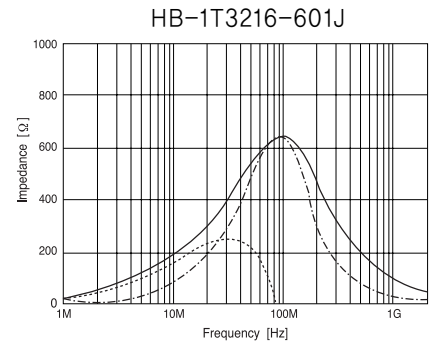
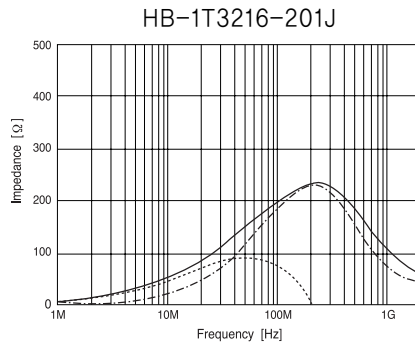
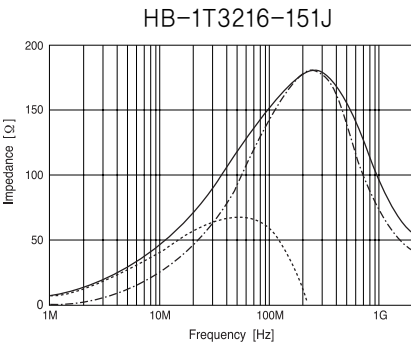
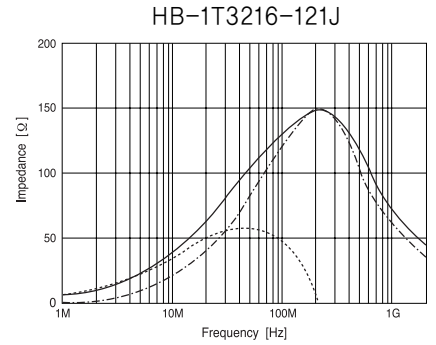
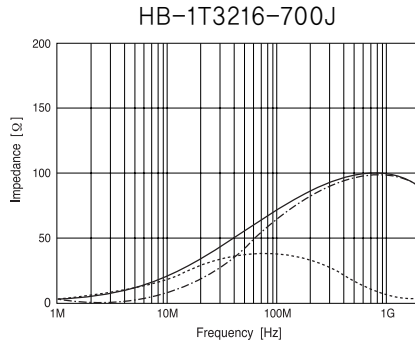
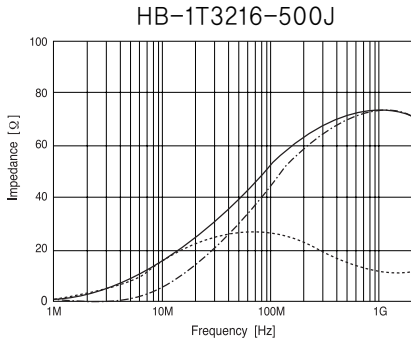
— Z --- R --- X



\* All specifications are subject to change without notice



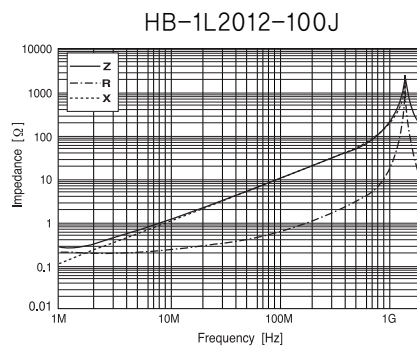
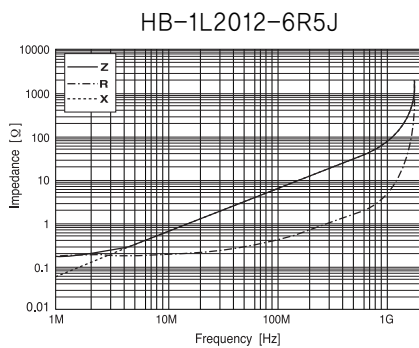
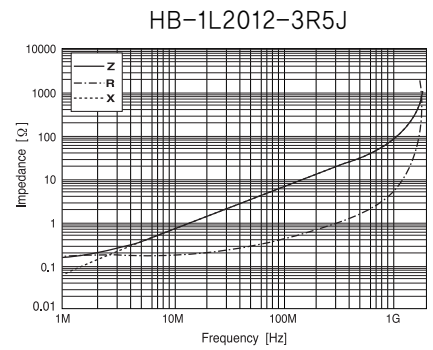
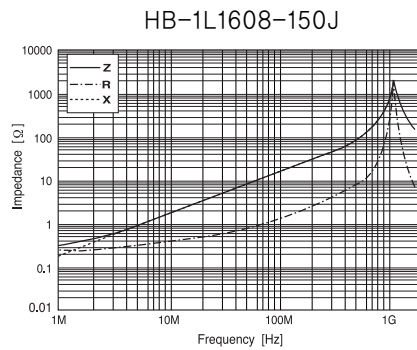
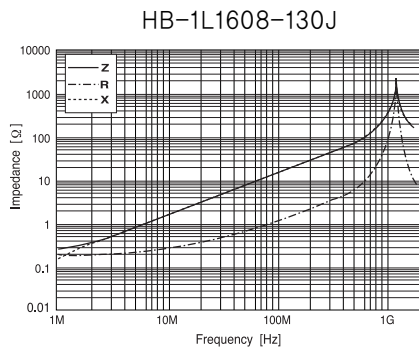
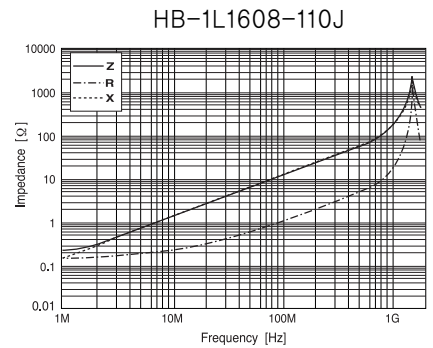
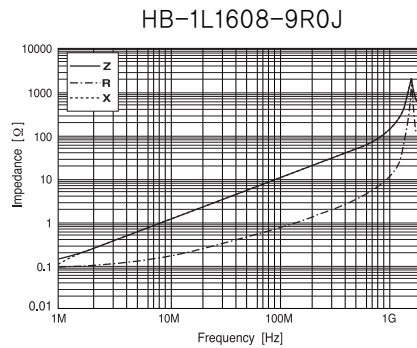
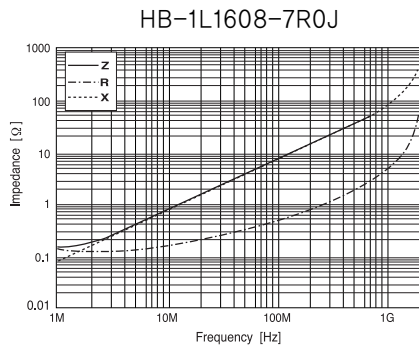
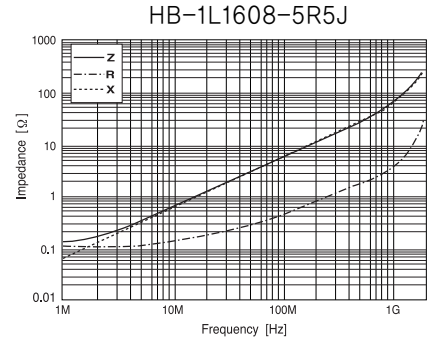
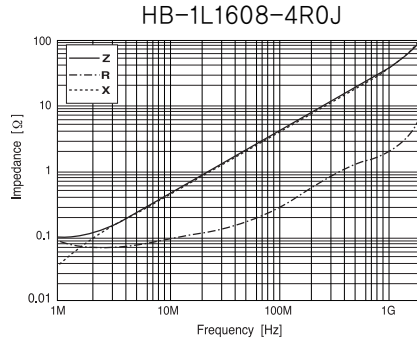
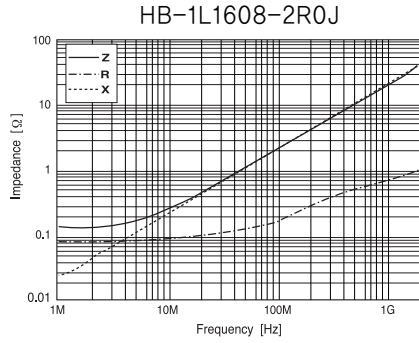
— Z --- R --- X



· HB series-L Type(For ultra high speed signal line)

· HB1608, HB2012

— Z --- R - - - X

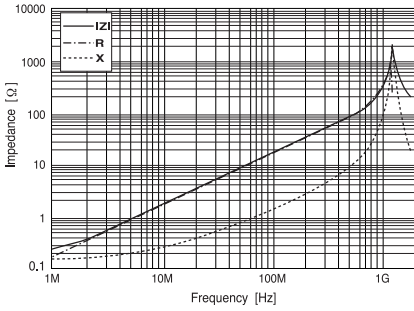


· HB series-Y Type(For ultra high speed signal line)

· HB1608

— Z --- R --- X

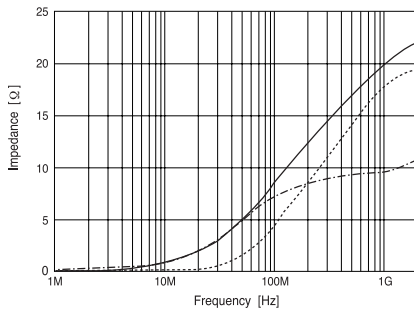
HB-1Y1608-150J



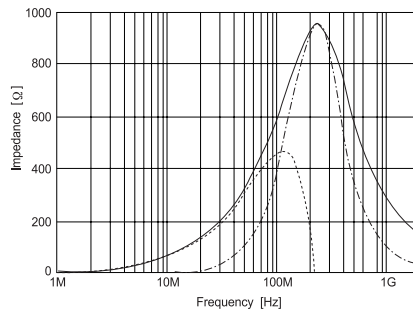
· HH series (For high Current)

· HH1005

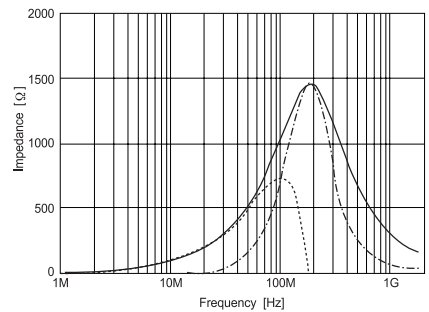
HH-1M1005-100J



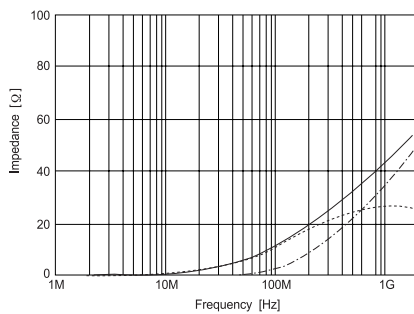
HH-1M1005-601J



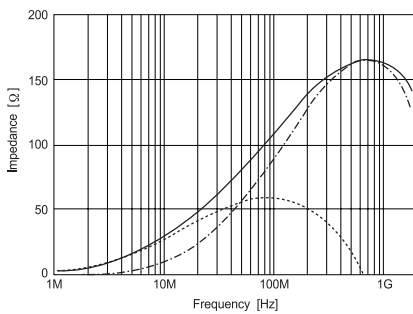
HH-1M1005-102J



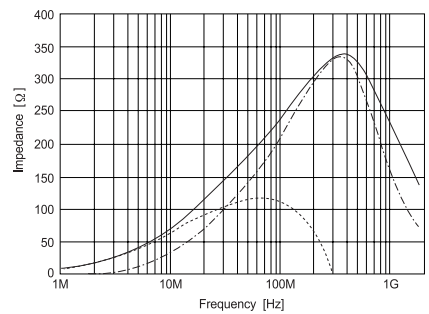
HH-1S1005-100J



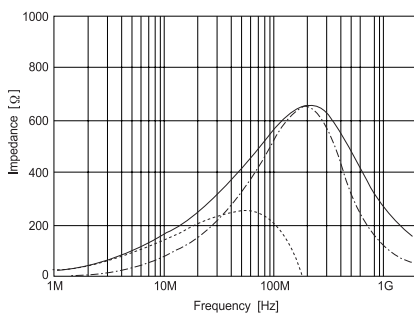
HH-1T1005-121J



HH-1T1005-241J



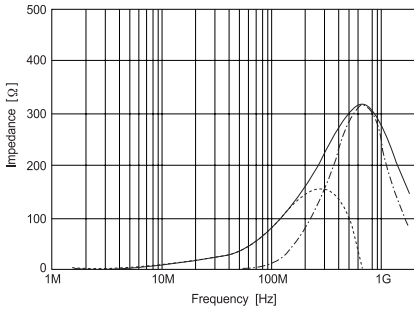
HH-1T1005-601J



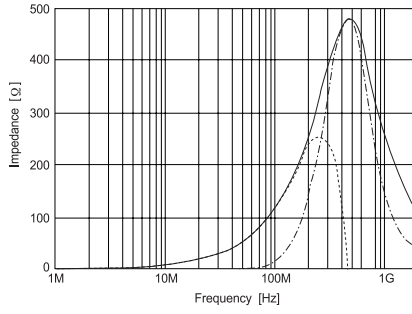


— Z --- R --- X

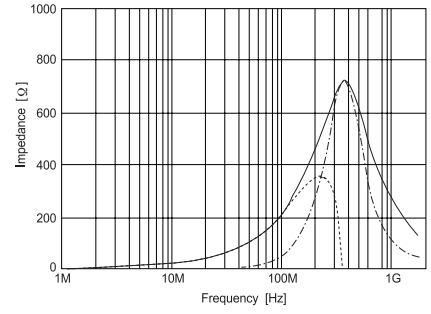
HH-1S1608-800J



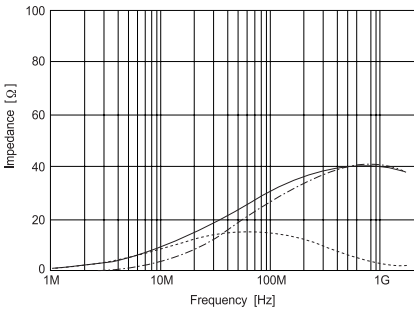
HH-1S1608-121J



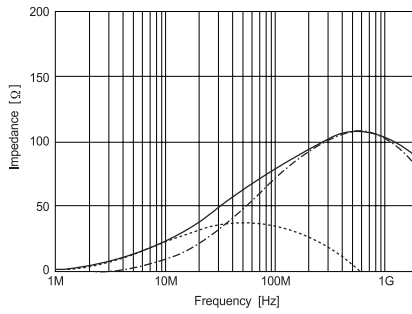
HH-1S1608-221J



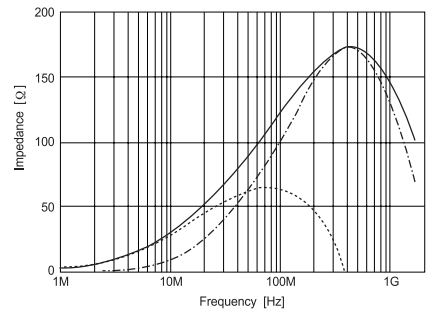
HH-1T1608-300J



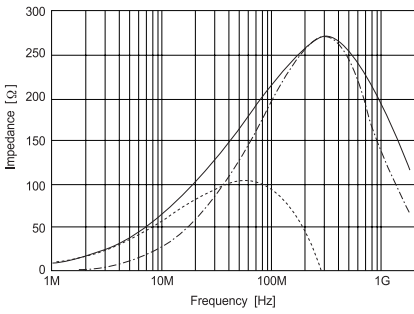
HH-1T1608-800J



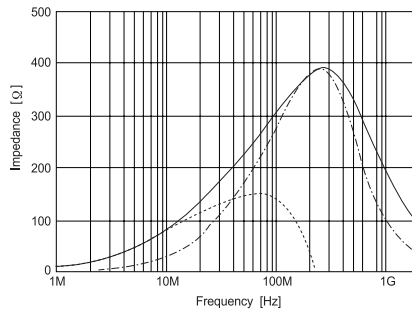
HH-1T1608-121J



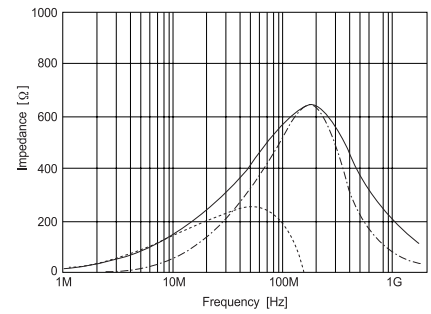
HH-1T1608-221J



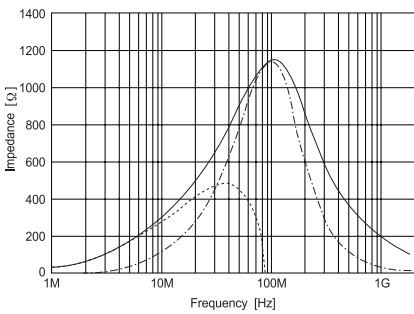
HH-1T1608-301J



HH-1T1608-601J

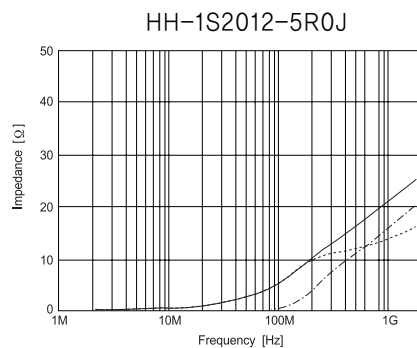
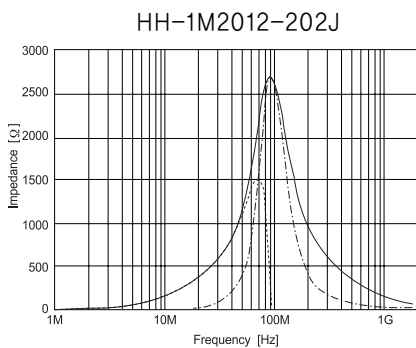
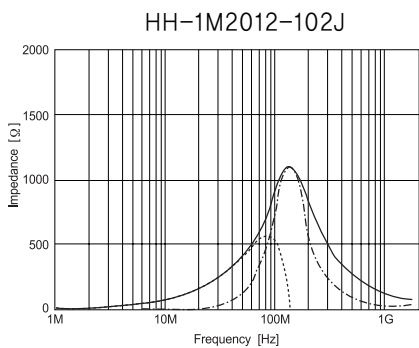
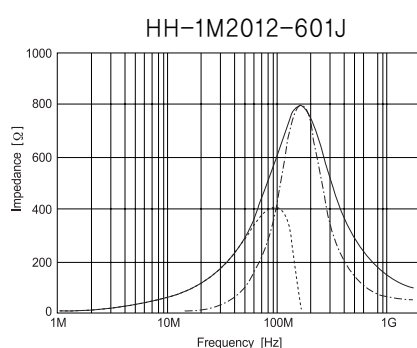
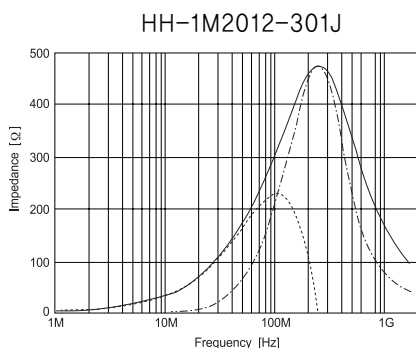
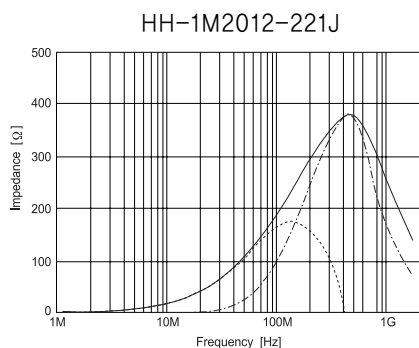
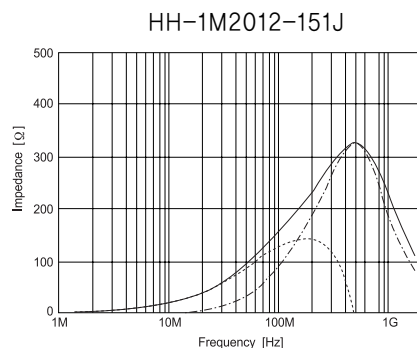
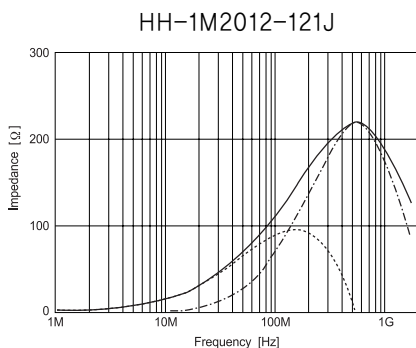
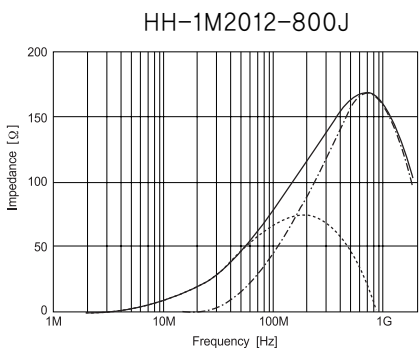
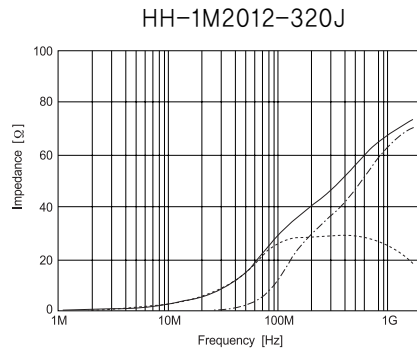
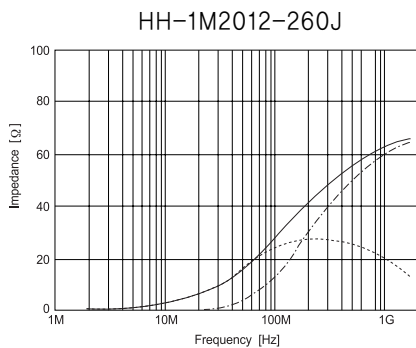
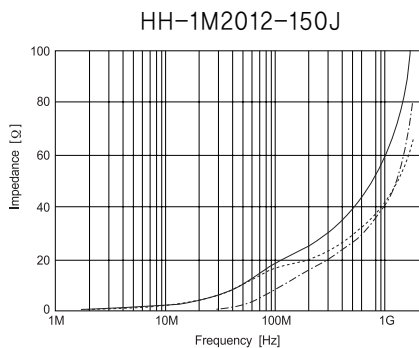


HH-1T1608-102J

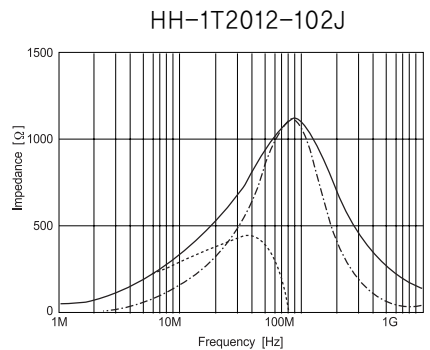
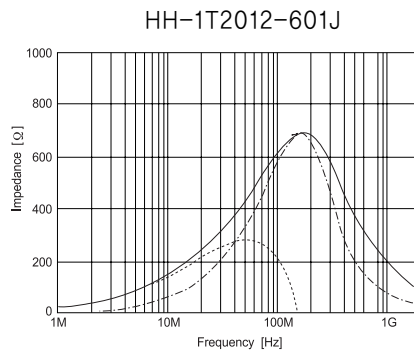
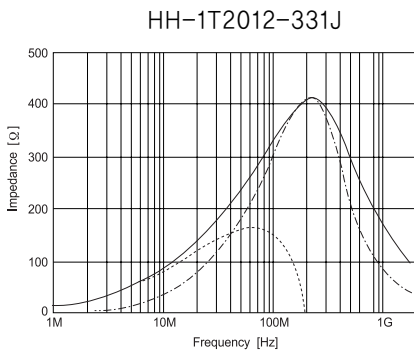
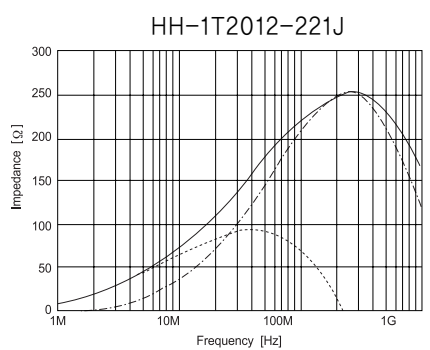
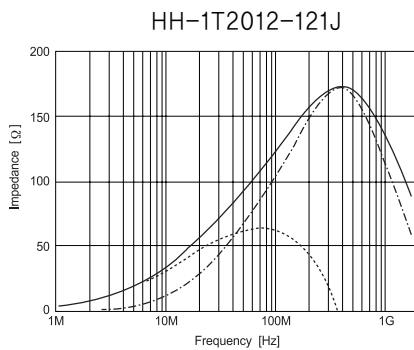
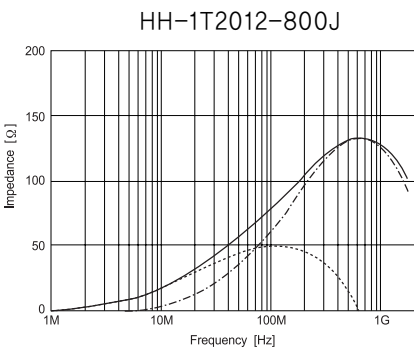
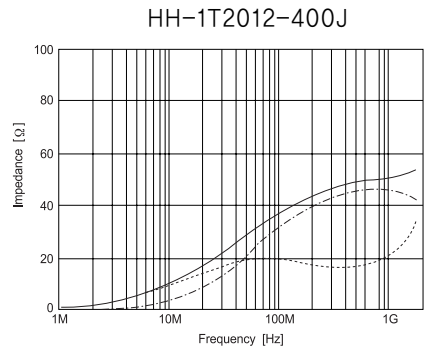
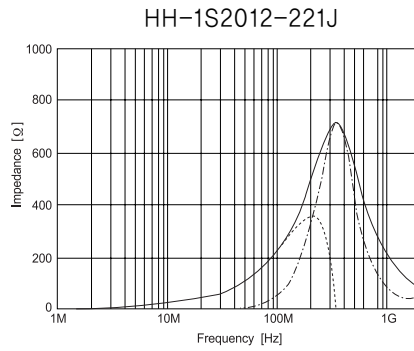
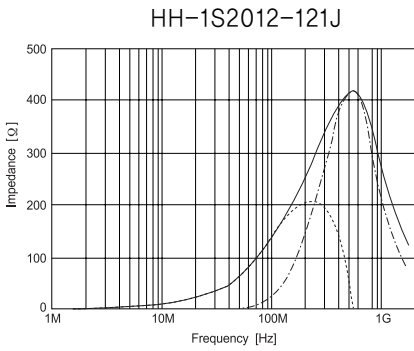
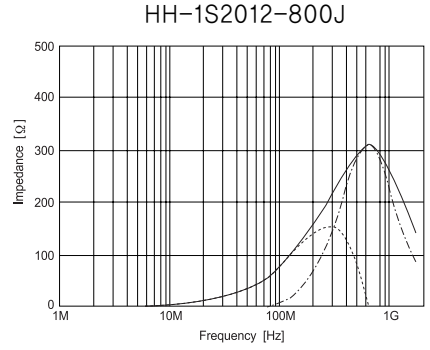
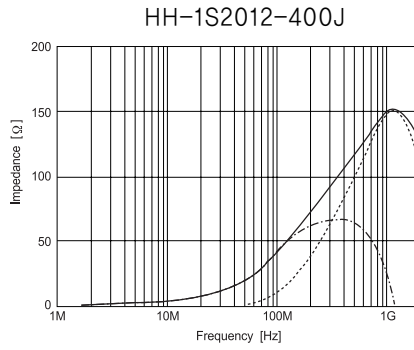
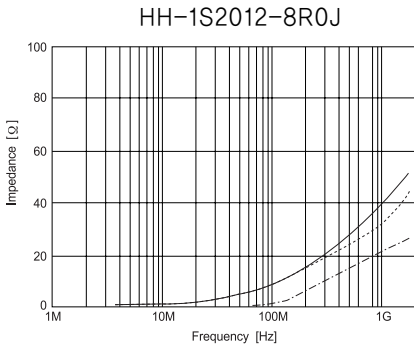


· HH2012

— Z --- R --- X

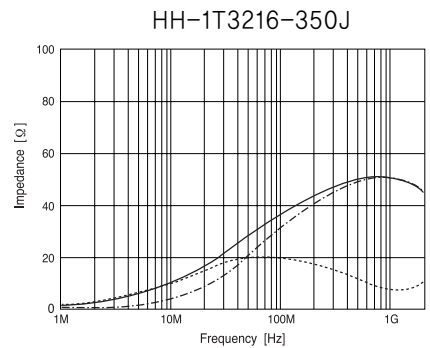
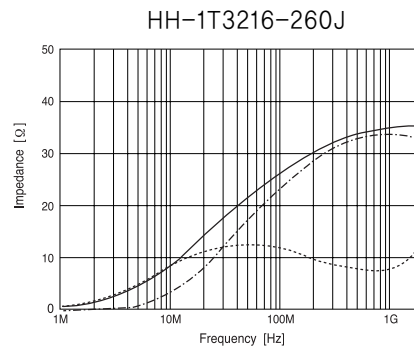
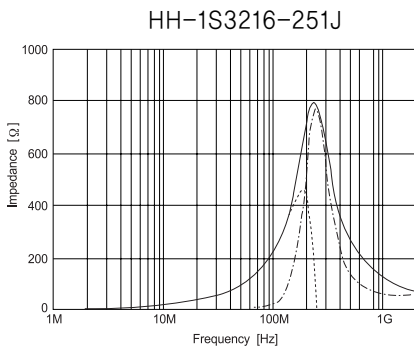
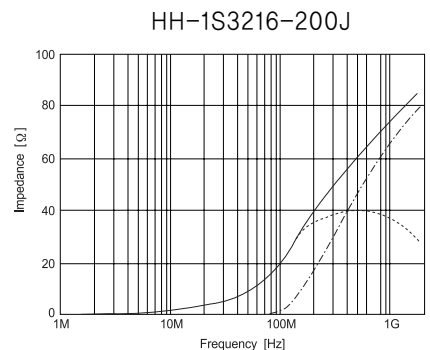
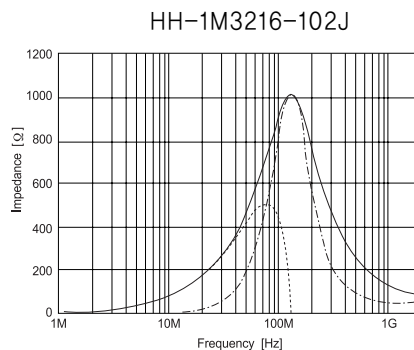
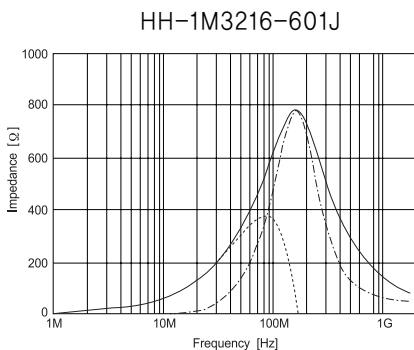
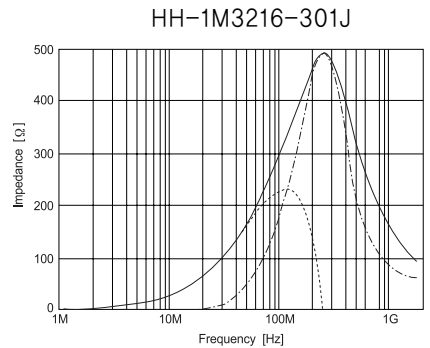
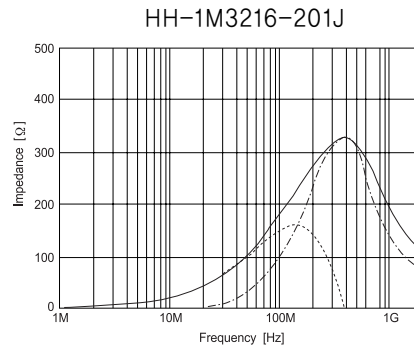
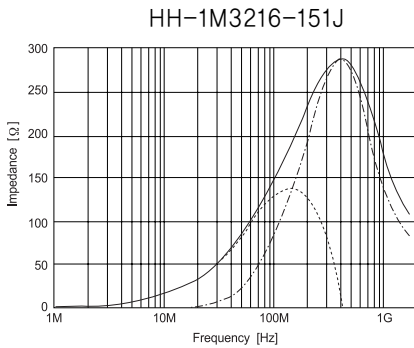
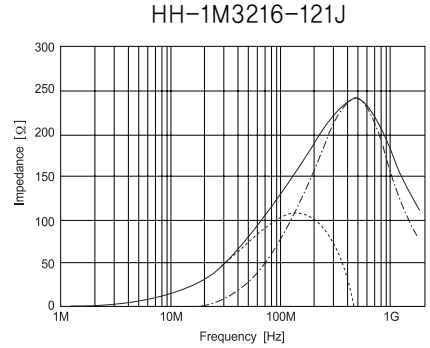
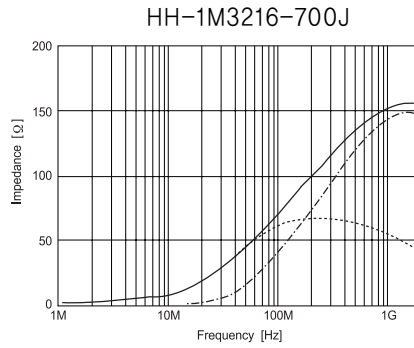
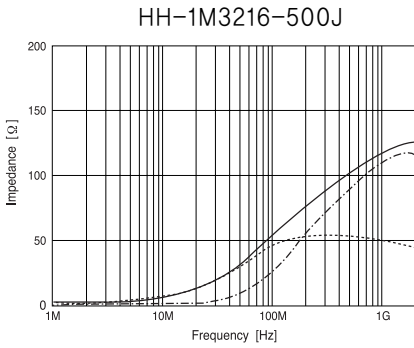


— Z --- R --- X



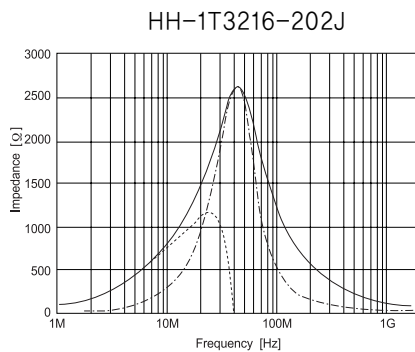
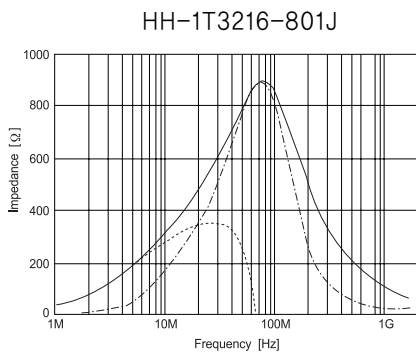
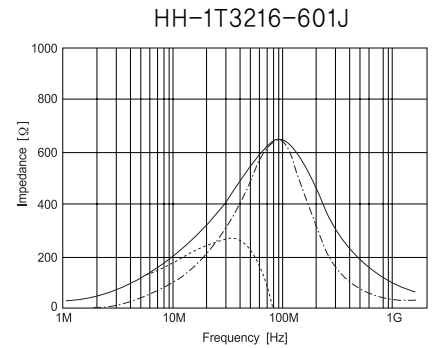
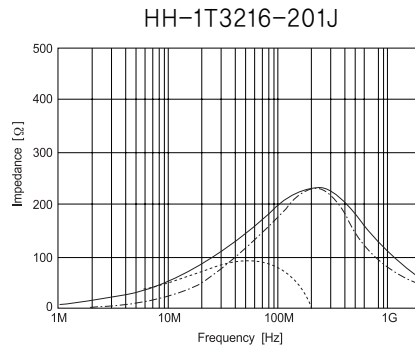
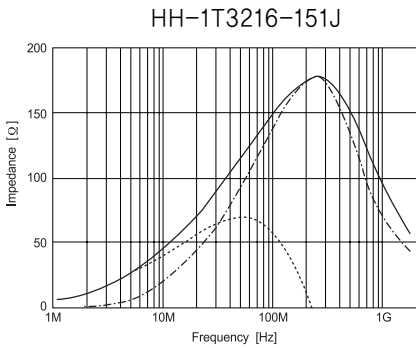
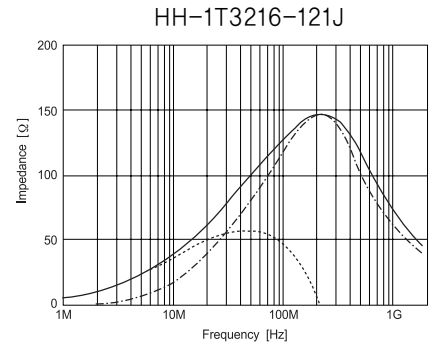
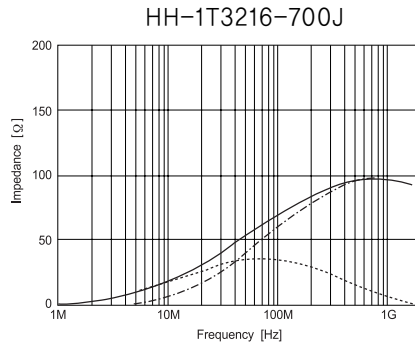
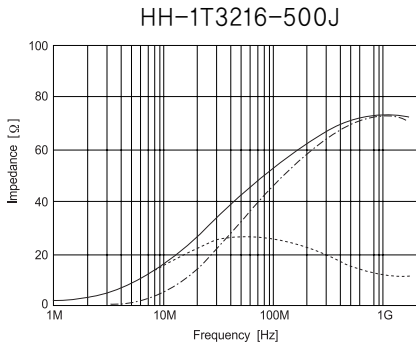
· HH3216

— Z --- R --- X

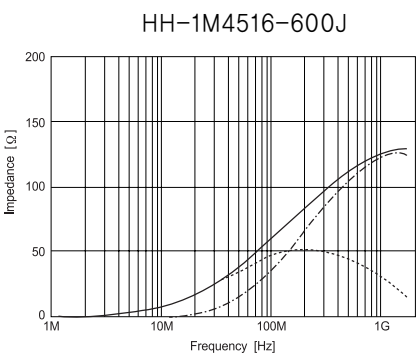




— Z --- R --- X

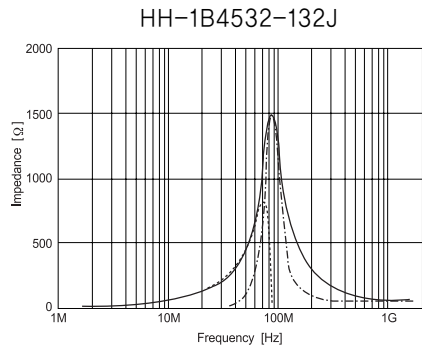
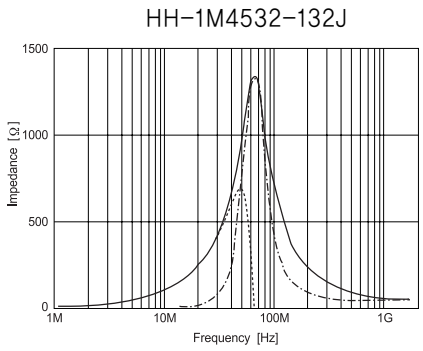
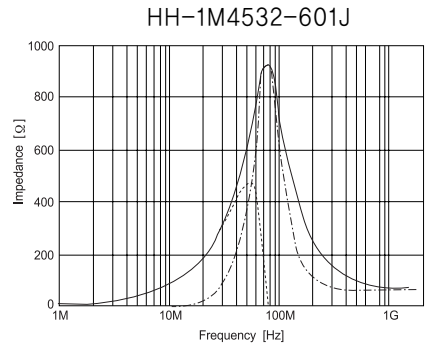
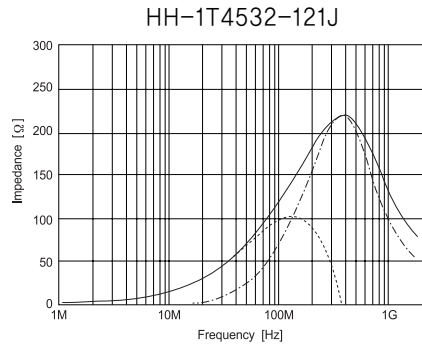
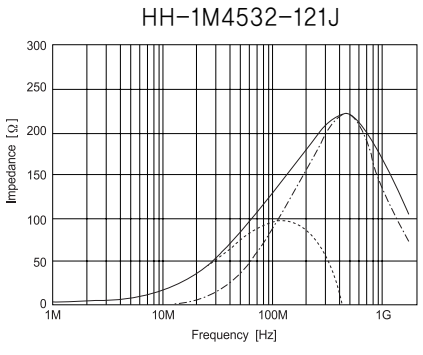


· HH4516

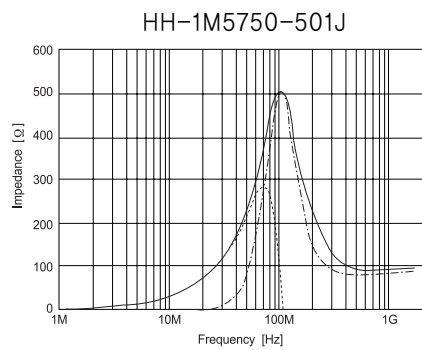
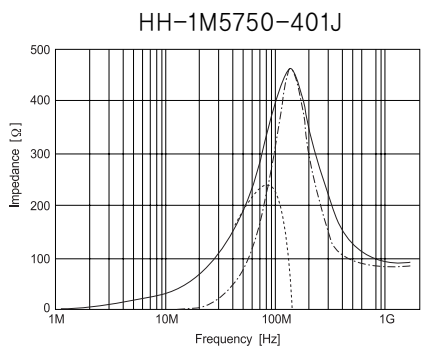


· HH4532

— Z --- R --- X



HH5750



· HU series(For ultra high current)

— Z --- R --- X

