

**Inolux 3mm Round Lamp with Single Level Housing
HHS3XX60X Series**

Official Product	HHS3XX60X Series	Customer Part No.		Data Sheet No.
	*****	*****		HHS3XX60X Series
Specifications are subject to change without notice. Data and drawings herein are copyrighted.		June 28, 2013	Version of 1.0	Page 1/12

DISCLAIMER

INOLUX reserves the right to make changes without further notice to any products herein to improve reliability, function or design. INOLUX does not assume any liability arising out of the application or use of any product or circuit described herein; neither does it convey any license under its patent rights, nor the rights of others.

LIFE SUPPORT POLICY

INOLUX's products are not authorized for use as critical components in life support devices or systems without the express written approval of the President of INOLUX or INOLUX INTERNATIONAL. As used herein:

1. Life support devices or systems are devices or systems which, (a) are intended for surgical implant into the body, or (b) support or sustain life, and (c) whose failure to perform when properly used in accordance with instructions for use provided in the labeling, can be reasonably expected to result in a significant injury of the user.

2. A critical component in any component of a life support device or system whose failure to perform can be reasonably expected to cause the failure of the life support device or system, or to affect its safety or effectiveness.

Official Product	HHS3XX60X Series	Customer Part No.		Data Sheet No.
	*****	*****		HHS3XX60X Series
Specifications are subject to change without notice. Data and drawings herein are copyrighted.		June 28, 2013	Version of 1.0	Page 2/12

Orderable Information

H H S 3 X X 6 0 X - Y Y Y Y



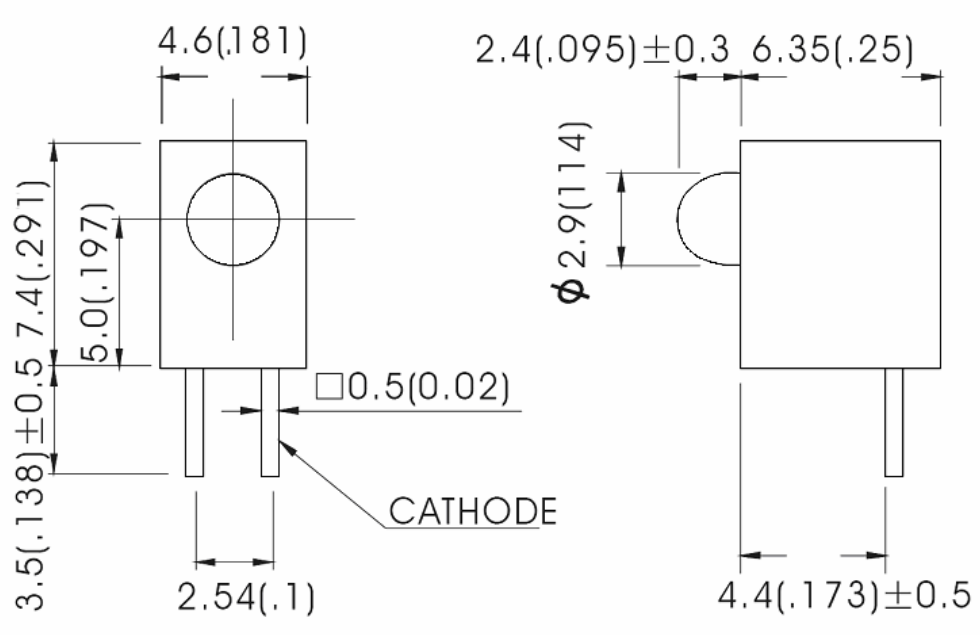
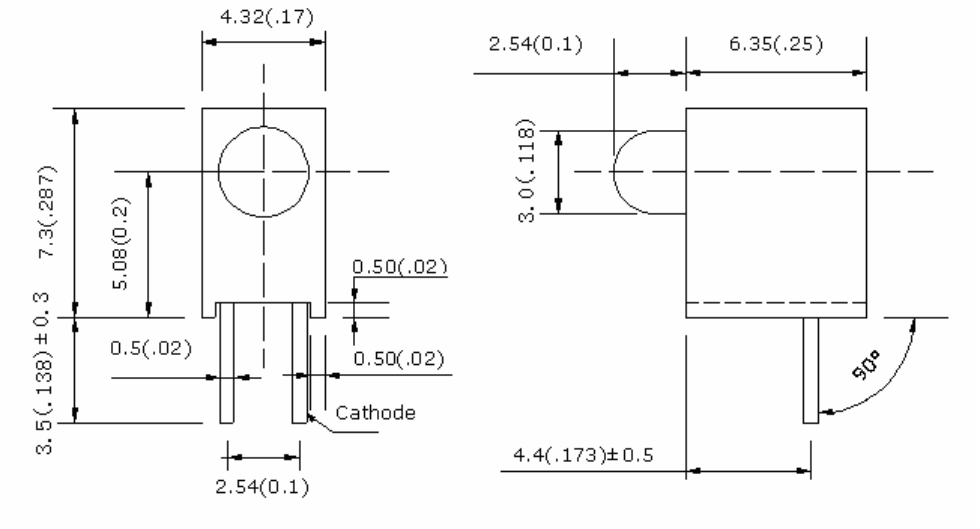
Series Name	Color Code	VA	Housing Type	Customer Code
HHS= Inolux Through Hole with Single Level Housing	3YG = 565nm GaP Yellow Green 3Y = 590nm GaP Yellow 3A = 605nm GaAsP Amber 3DR = 640nm AlGaAs Deep Red	60 = 60°	A = Type A Housing B = Type B Housing *See Page 5 for Detail Drawing	YYYY = Customer code

Official Product	HHS3XX60X Series	Customer Part No.		Data Sheet No.
	*****	*****		HHS3XX60X Series
Specifications are subject to change without notice. Data and drawings herein are copyrighted.		June 28, 2013	Version of 1.0	Page 3/12

Features:

- Low Power Consumption
- 3mm Lamp
- Color Diffused lens
- Special packaging available upon request
- Easy to assembly

Official Product	HHS3XX60X Series	Customer Part No.		Data Sheet No.
	*****	*****		HHS3XX60X Series
Specifications are subject to change without notice. Data and drawings herein are copyrighted.		June 28, 2013	Version of 1.0	Page 4/12

<p>Type A Housing</p>	
<p>Type B Housing</p>	

-All Dimensions are in millimeters

-Tolerance = +/- 0.25mm

Official Product	HHS3XX60X Series	Customer Part No.		Data Sheet No.
	*****	*****		HHS3XX60X Series
Specifications are subject to change without notice. Data and drawings herein are copyrighted.		June 28, 2013	Version of 1.0	Page 5/12

Absolute Maximum Ratings at Ta=25C

Parameter	Symbol	GaP/GaAsP Material	AlGaAs Material	Unit
Power Dissipation	P _d	78	60	mW
Reverse Voltage	V _r	5	5	V
Forward Current	I _F	30	25	mA
Reverse Current	I _r	10	10	μA
Peak Current (1/10 Duty Cycle, 0.1ms pulse width)	I _F (Peak)	100	100	mA
Operating Temperature Range	T _{opr}	-40 to +80		° C
Storage Temperature Range	T _{stg}	-40 to +85		° C
Lead Soldering Temp	T _{sol}	260		° C

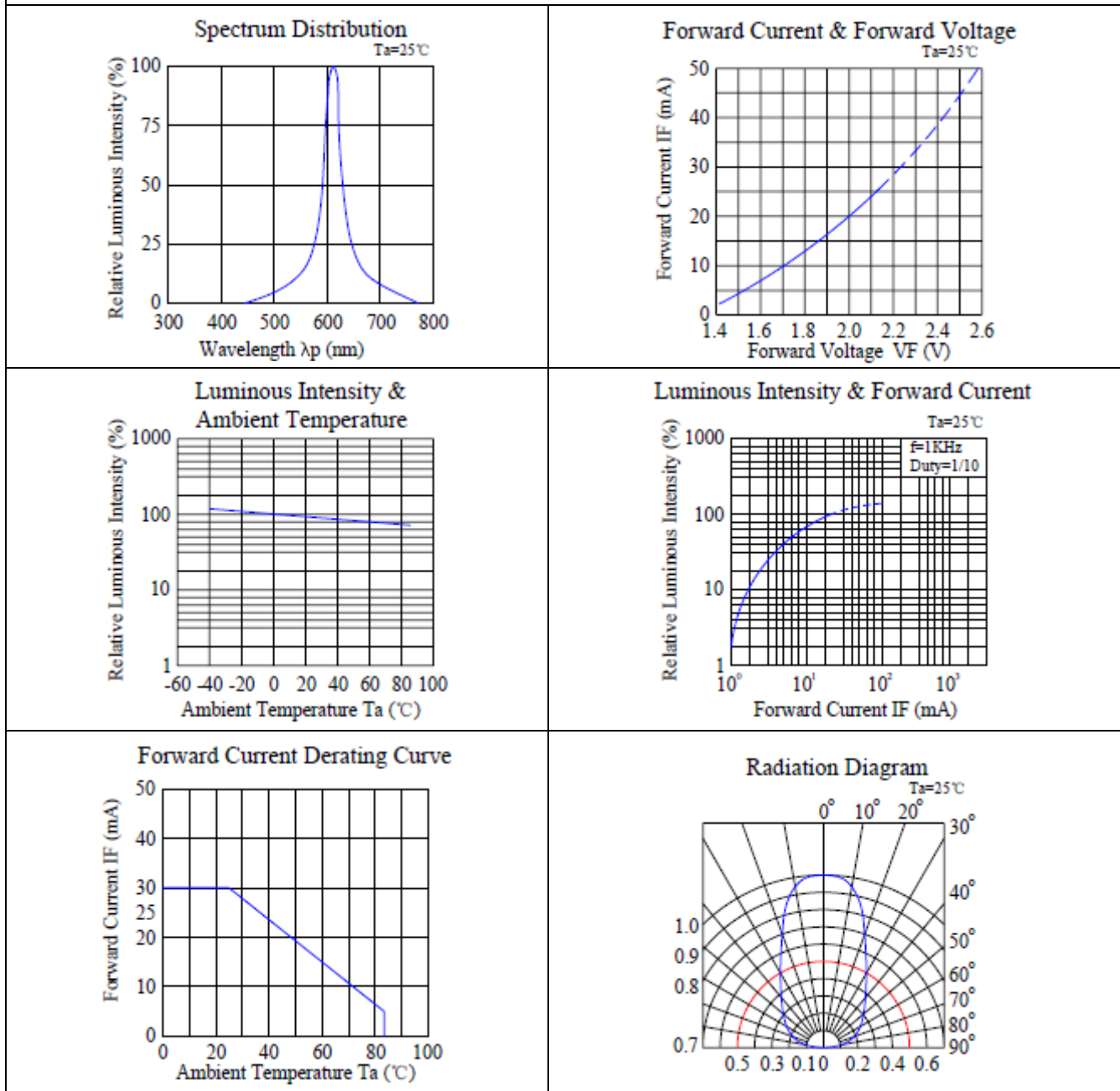
Official Product	HHS3XX60X Series	Customer Part No.		Data Sheet No.
	*****	*****		HHS3XX60X Series
Specifications are subject to change without notice. Data and drawings herein are copyrighted.		June 28, 2013	Version of 1.0	Page 6/12

Electrical and Optical Characteristic (@ 25 degree C)

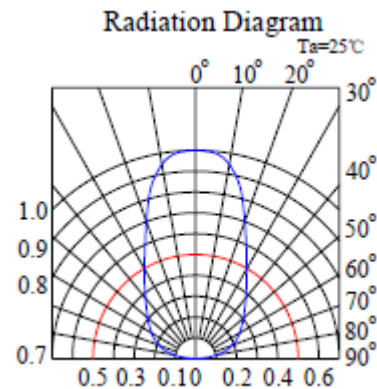
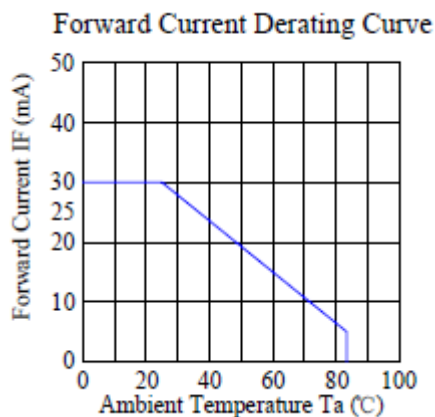
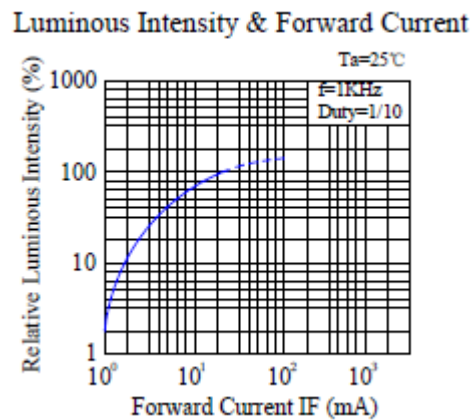
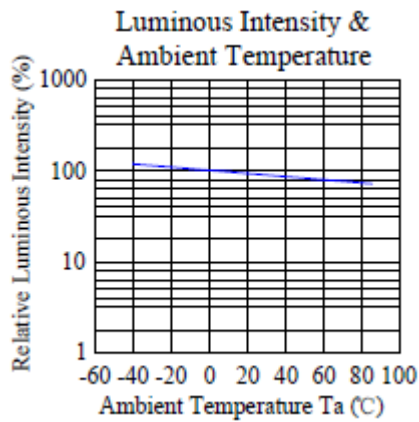
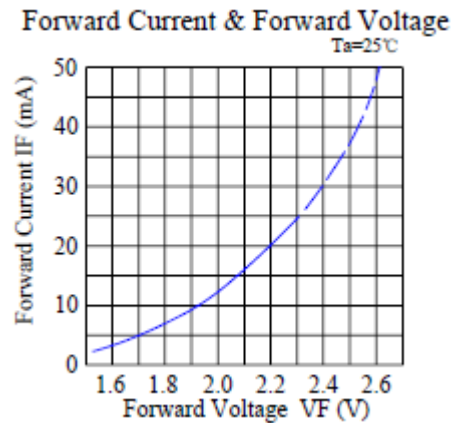
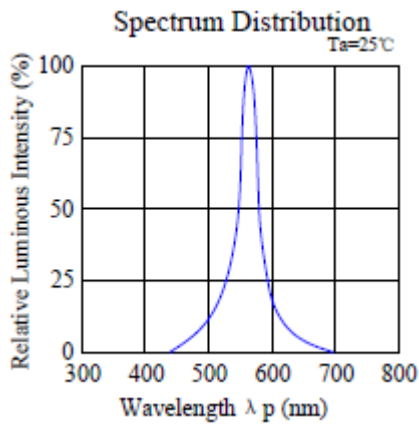
Parameter	Amber	Yellow Green	Yellow	Deep Red	Test Condition
Luminous Intensity:					
Min (mcd)	30	20	20	200	If=20mA
Typ (mcd)	50	40	40	300	If=20mA
Forward voltage (Vf)					
Typ	2.0	2.2	2.2	1.8	If=20mA
Max	2.6	2.6	2.6	2.4	If=20mA
Dominant Wavelength (nm)	605	570	590	640	If=20mA
Viewing angle	60	60	60	60	If=20mA

- Brightness tolerance = +/- 10%

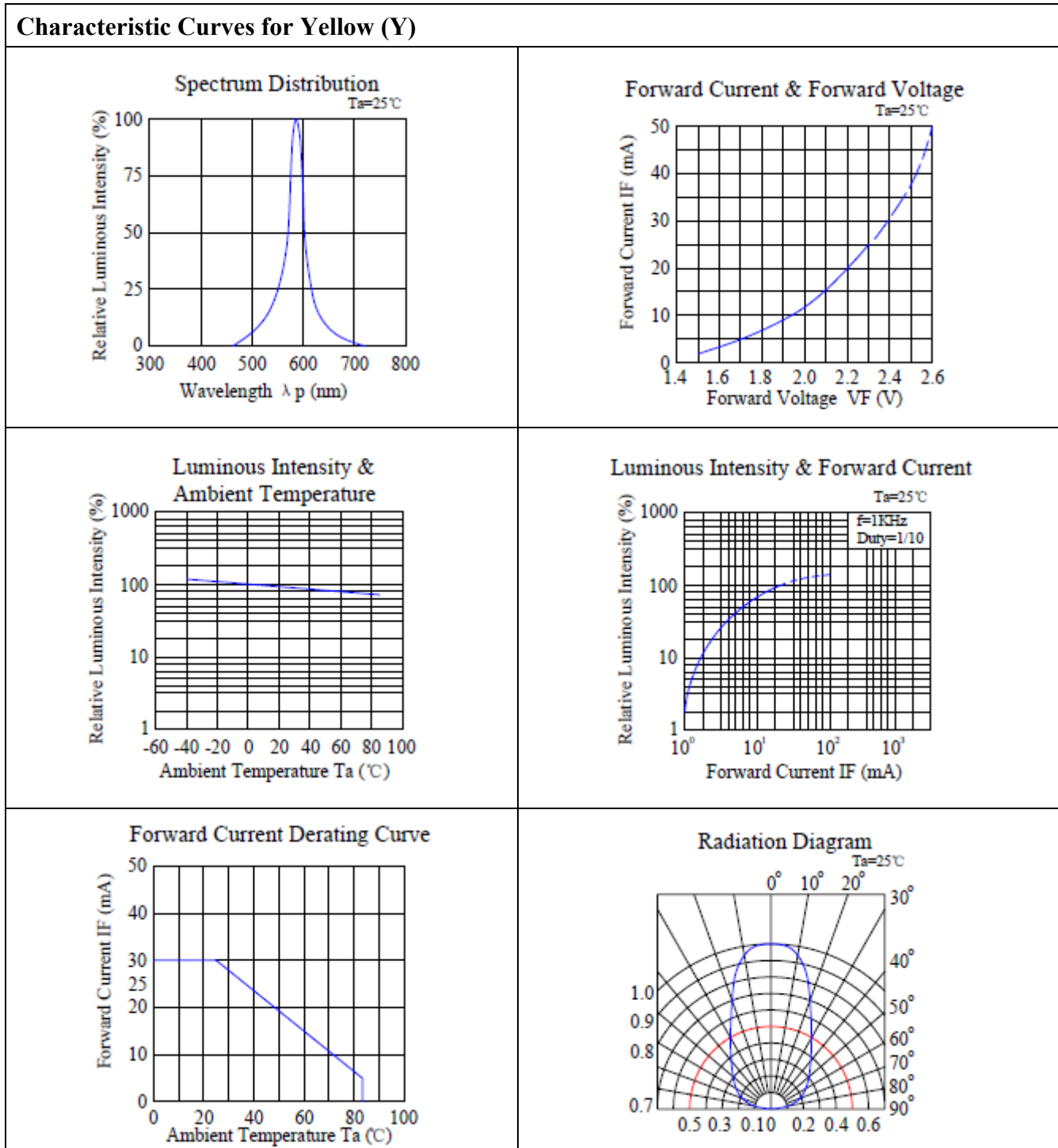
Official Product	HHS3XX60X Series	Customer Part No.		Data Sheet No.
	*****	*****		HHS3XX60X Series
Specifications are subject to change without notice. Data and drawings herein are copyrighted.		June 28, 2013	Version of 1.0	Page 7/12

Characteristic Curves for Amber (A)


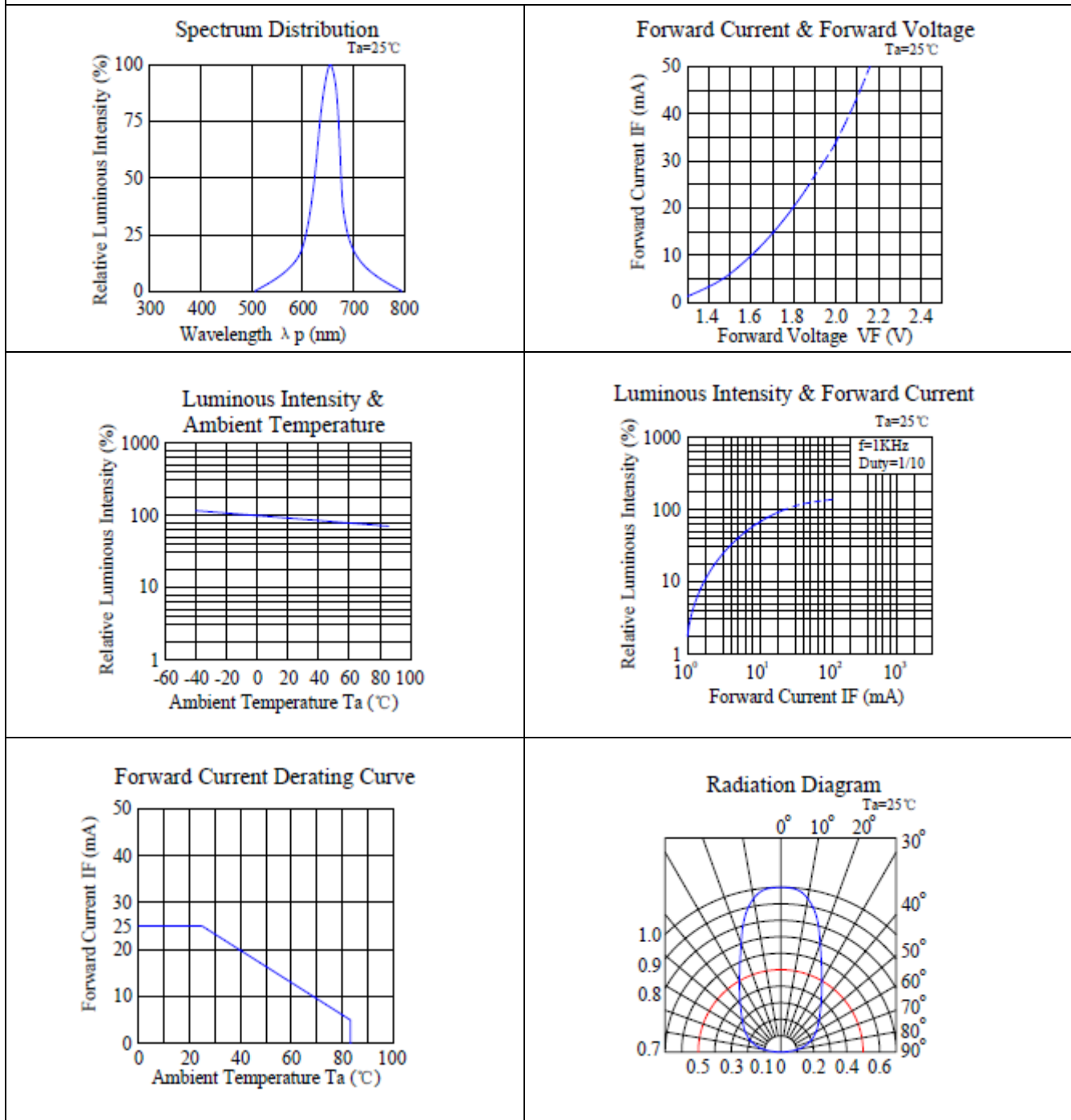
Official Product	HHS3XX60X Series	Customer Part No.	Data Sheet No.
	*****	*****	HHS3XX60X Series
Specifications are subject to change without notice. Data and drawings herein are copyrighted.		June 28, 2013	Version of 1.0
			Page 8/12

Characteristic Curves for Yellow Green (YG)


Official Product	HHS3XX60X Series	Customer Part No.	Data Sheet No.
	*****	*****	HHS3XX60X Series
Specifications are subject to change without notice. Data and drawings herein are copyrighted.	June 28, 2013	Version of 1.0	Page 9/12

Characteristic Curves for Yellow (Y)


Official Product	HHS3XX60X Series	Customer Part No.	Data Sheet No.
	*****	*****	HHS3XX60X Series
Specifications are subject to change without notice. Data and drawings herein are copyrighted.	June 28, 2013	Version of 1.0	Page 10/12

Characteristic Curves for Deep Red (DR)


Official Product	HHS3XX60X Series	Customer Part No.	Data Sheet No.
	*****	*****	HHS3XX60X Series
Specifications are subject to change without notice. Data and drawings herein are copyrighted.		June 28, 2013	Version of 1.0
			Page 11/12

Revision History

Changes since last revision	Page	Version No.	Revision Date
Initial release for 3mm Single Level Housing		1.0	06-28-2013

Official Product	HHS3XX60X Series	Customer Part No.	Data Sheet No.
	*****	*****	HHS3XX60X Series
Specifications are subject to change without notice. Data and drawings herein are copyrighted.	June 28, 2013	Version of 1.0	Page 12/12