



HM5551

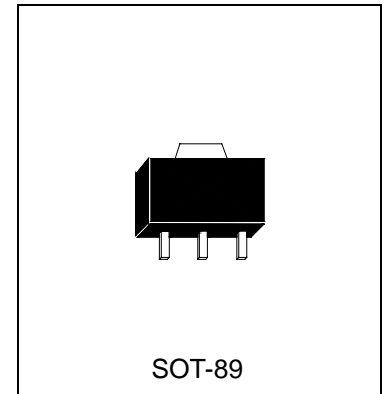
NPN EPITAXIAL PLANAR TRANSISTOR

Description

The HM5551 is designed for general purpose applications requiring high breakdown voltages.

Features

- High collector-emitter breakdown voltage. $V_{CEO} > 160V (@I_C=1mA)$
- Complements to PNP type HM5401



Absolute Maximum Ratings

- Maximum Temperatures
Storage Temperature -55 ~ +150 °C
Junction Temperature +150 °C Maximum
- Maximum Power Dissipation
Total Power Dissipation ($T_a=25^\circ C$) 1.2 W
- Maximum Voltages and Currents ($T_a=25^\circ C$)
VCBO Collector to Base Voltage 180 V
VCES Collector to Emitter Voltage 160 V
VEBO Emitter to Base Voltage 6 V
IC Collector Current 600 mA

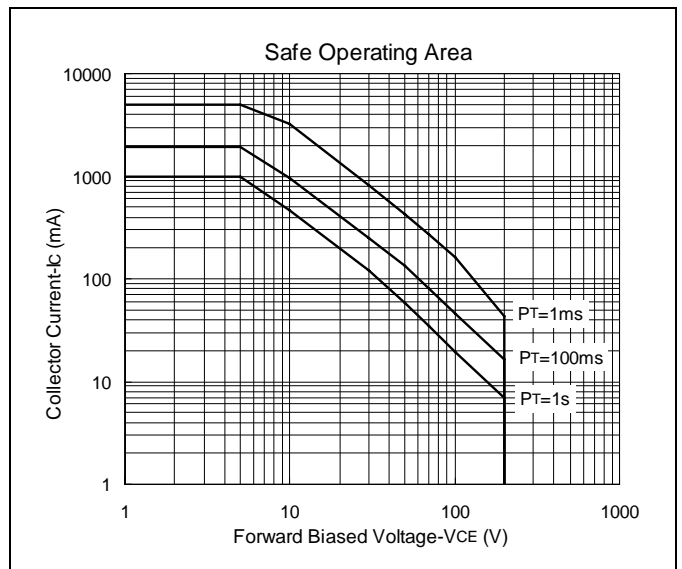
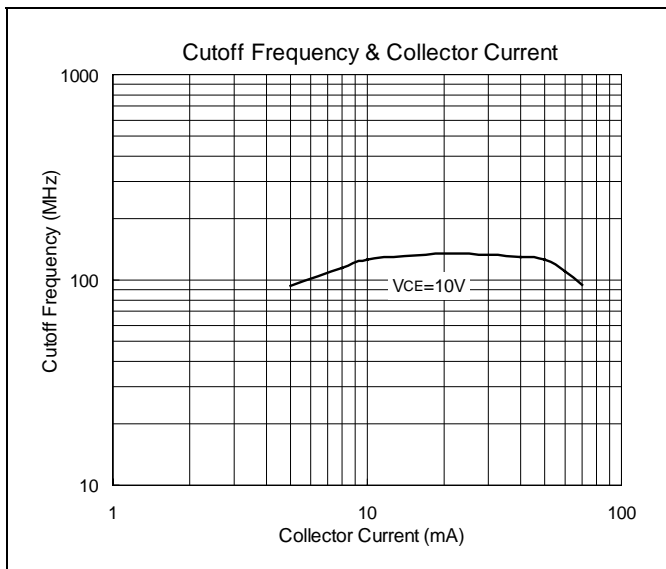
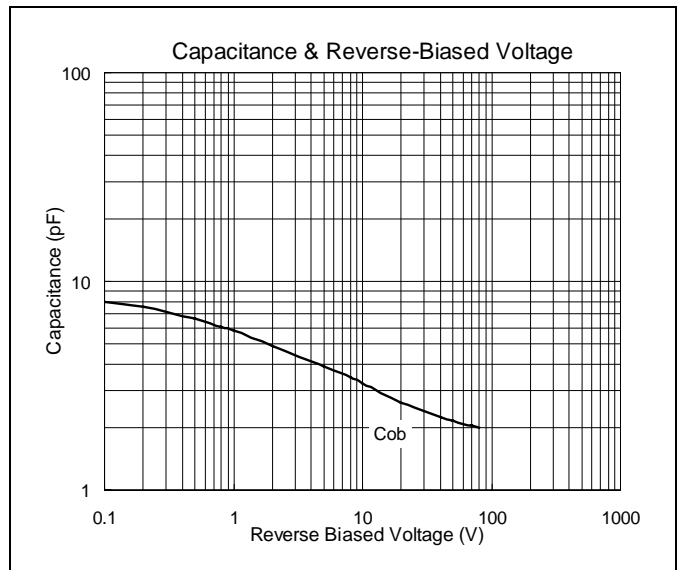
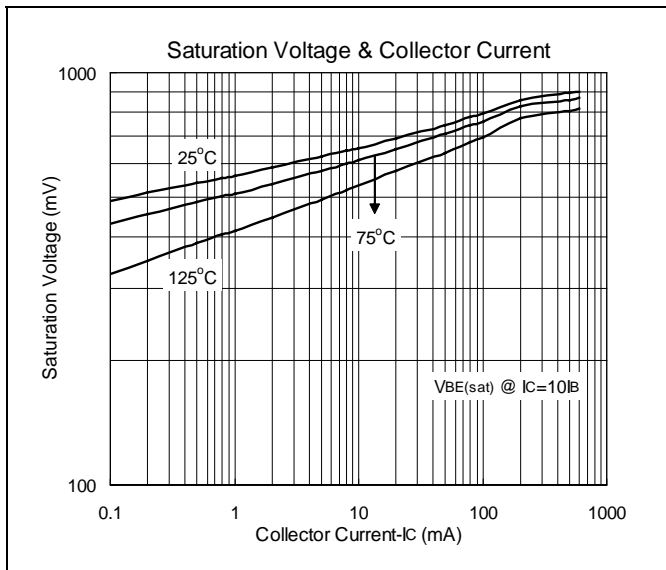
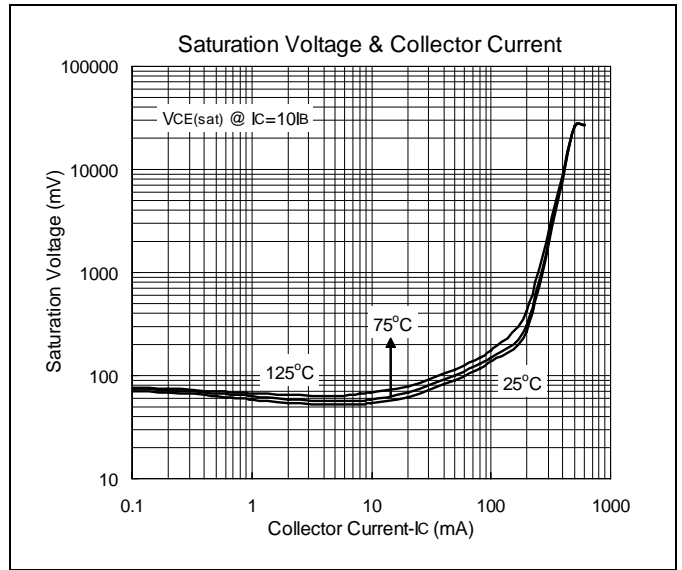
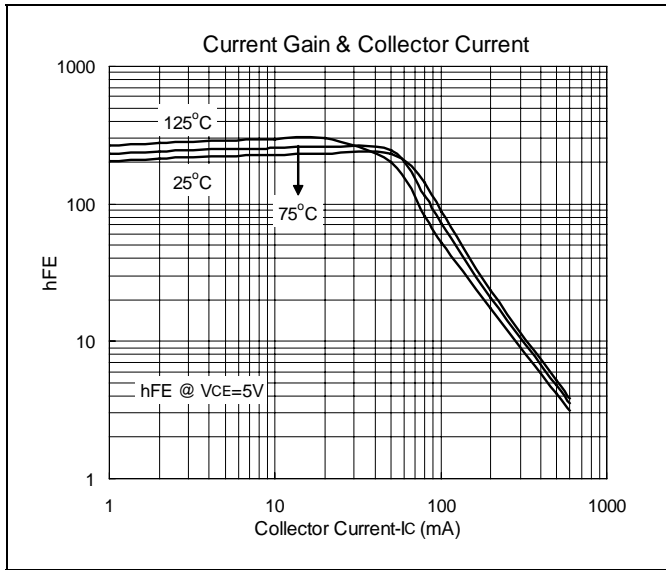
Characteristics ($T_a=25^\circ C$)

Symbol	Min.	Typ.	Max.	Unit	Test Conditions
BVCBO	180	-	-	V	$I_C=100\mu A$
BVCEO	160	-	-	V	$I_C=1mA$
BVEBO	6	-	-	V	$I_E=10\mu A$
ICBO	-	-	50	nA	$V_{CB}=120V$
IEBO	-	-	50	nA	$V_{EB}=4V$
*VCE(sat)1	-	-	150	mV	$I_C=10mA, I_B=1mA$
*VCE(sat)2	-	-	200	mV	$I_C=50mA, I_B=5mA$
*VBE(sat)1	-	-	1	V	$I_C=10mA, I_B=1mA$
*VBE(sat)2	-	-	1	V	$I_C=50mA, I_B=5mA$
*hFE1	80	-	-		$V_{CE}=5V, I_C=1mA$
*hFE2	80	-	250		$V_{CE}=5V, I_C=10mA$
*hFE3	30	-	-		$V_{CE}=5V, I_C=50mA$
fT	100	-	300	MHz	$V_{CE}=10V, I_C=10mA, f=100MHz$
Cob	-	-	6	pF	$V_{CB}=10V, f=1MHz$

*Pulse Test: Pulse Width $\leq 380\mu s$, Duty Cycle $\leq 2\%$

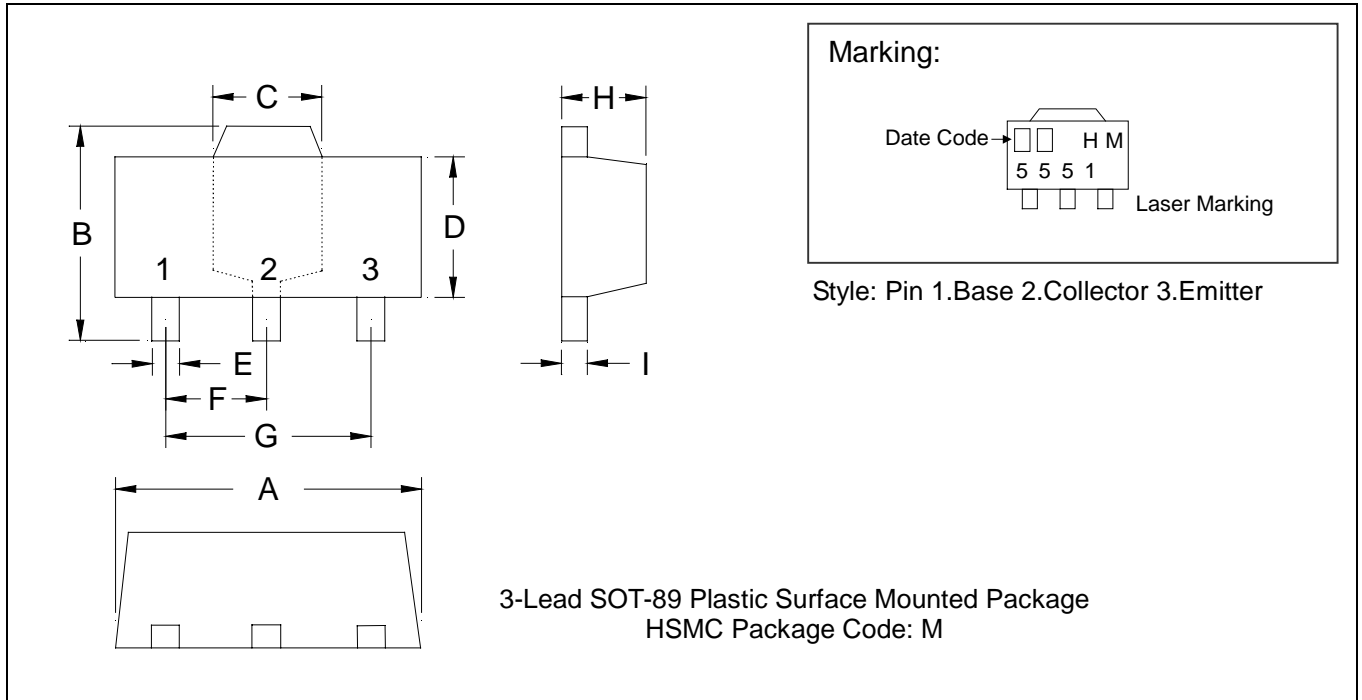


Characteristics Curve





SOT-89 Dimension



*: Typical

DIM	Inches		Millimeters		DIM	Inches		Millimeters	
	Min.	Max.	Min.	Max.		Min.	Max.	Min.	Max.
A	0.1732	0.1811	4.40	4.60	F	0.0583	0.0598	1.48	1.52
B	0.1594	0.1673	4.05	4.25	G	0.1165	0.1197	2.96	3.04
C	0.0591	0.0663	1.50	1.70	H	0.0551	0.0630	1.40	1.60
D	0.0945	0.1024	2.40	2.60	I	0.0138	0.0161	0.35	0.41
E	0.0141	0.0201	0.36	0.51					

Notes: 1.Dimension and tolerance based on our Spec. dated May. 05,1996.
 2.Controlling dimension: millimeters.
 3.Maximum lead thickness includes lead finish thickness, and minimum lead thickness is the minimum thickness of base material.
 4.If there is any question with packing specification or packing method, please contact your local HSMC sales office.

Material:

- Lead: 42 Alloy; solder plating
- Mold Compound: Epoxy resin family, flammability solid burning class: UL94V-0

Important Notice:

- All rights are reserved. Reproduction in whole or in part is prohibited without the prior written approval of HSMC.
- HSMC reserves the right to make changes to its products without notice.
- **HSMC semiconductor products are not warranted to be suitable for use in Life-Support Applications, or systems.**
- HSMC assumes no liability for any consequence of customer product design, infringement of patents, or application assistance.

Head Office And Factory:

- **Head Office** (Hi-Sincerity Microelectronics Corp.): 10F.,No. 61, Sec. 2, Chung-Shan N. Rd. Taipei Taiwan R.O.C.
Tel : 886-2-25212056 Fax : 886-2-25632712, 25368454
- **Factory 1:** No. 38, Kuang Fu S. Rd., Fu-Kou Hsin-Chu Industrial Park Hsin-Chu Taiwan. R.O.C
Tel: 886-3-5983621~5 Fax : 886-3-5982931