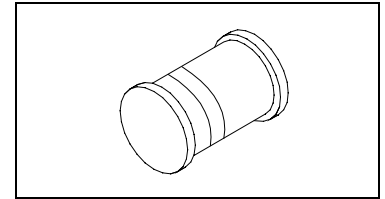




HMM55C Series

ZENER DIODES



Device Type	Nominal Zener Voltage V_z at I_{zT}^* (V)	Test Current I_{zT} (mA)	Maximum Zener Impedance		Typical Temperature Coefficient (%/°C)	Maximum Reverse Leakage Current		Maximum Regulator Current I_{zM} (mA)
			Z_{zT} at I_{zT} (Ω)	Z_{zk} at $I_{zk}=1mA$ (Ω)		I_R (μA)	Test-Voltage suffix B (V)	
HMM55C2V0	1.9-2.1	5	100	1000	-0.070	150	1.0	200
HMM55C2V4	2.28-2.56	5	85	600	-0.070	50	1.0	150
HMM55C2V7	2.5-2.9	5	85	600	-0.070	10	1.0	135
HMM55C3V0	2.8-3.2	5	85	600	-0.070	4	1.0	125
HMM55C3V3	3.1-3.5	5	85	600	-0.065	2	1.0	115
HMM55C3V6	3.4-3.8	5	85	600	-0.060	2	1.0	105
HMM55C3V9	3.7-4.1	5	85	600	-0.050	2	1.0	95
HMM55C4V3	4.0-4.6	5	75	600	-0.025	1	1.0	90
HMM55C4V7	4.4-5.0	5	60	600	-0.010	0.5	1.0	85
HMM55C5V1	4.8-5.4	5	35	550	+0.015	0.1	1.0	80
HMM55C5V6	5.2-6.0	5	25	450	+0.025	0.1	1.0	70
HMM55C6V2	5.8-6.6	5	10	200	+0.035	0.1	2.0	64
HMM55C6V8	6.4-7.2	5	8	150	+0.045	0.1	3.0	58
HMM55C7V5	7.0-7.9	5	7	50	+0.050	0.1	5.0	53
HMM55C8V2	7.7-8.7	5	7	50	+0.050	0.1	6.0	47
HMM55C9V1	8.5-9.6	5	10	50	+0.060	0.1	7.0	43
HMM55C10	9.4-10.6	5	15	70	+0.070	0.1	7.5	40
HMM55C11	10.4-11.6	5	20	70	+0.070	0.1	8.5	36
HMM55C12	11.4-12.7	5	20	90	+0.070	0.1	9.0	32
HMM55C13	12.4-14.1	5	26	110	+0.070	0.1	10	29
HMM55C15	13.8-15.6	5	30	110	+0.070	0.1	11	27
HMM55C16	15.3-17.1	5	40	170	+0.070	0.1	12	24
HMM55C18	16.8-19.1	5	50	170	+0.070	0.1	14	21
HMM55C20	18.8-21.2	5	55	220	+0.070	0.1	15	20
HMM55C22	20.8-23.3	5	55	220	+0.070	0.1	17	18
HMM55C24	22.8-25.6	5	80	220	+0.080	0.1	18	16
HMM55C27	25.1-28.9	5	80	220	+0.080	0.1	20	14
HMM55C30	28-32	5	80	220	+0.080	0.1	22	13
HMM55C33	31-35	5	80	220	+0.080	0.1	24	12
HMM55C36	34-38	5	80	220	+0.080	0.1	27	11
HMM55C39	37-41	2.5	90	500	+0.080	0.1	30	10
HMM55C43	40-46	2.5	90	600	+0.080	0.1	33	9.2
HMM55C47	44-50	2.5	110	700	+0.080	0.1	36	8.5

Note: 1. Standard Voltage Tolerance is $\pm 5\%$ and Suffix "A" for $\pm 1\%$, Suffix "B" for $\pm 2\%$, Suffix "C" for $\pm 5\%$, Suffix "D" for $\pm 20\%$
 2. *Measured With Pulses $T_p=20m$ Sec.



Absolute Maximum Ratings

Characteristics	Symbol	Value	Unit
Zener Current see Table "Characteristics"	-	-	-
Power Dissipation at Tamb=25°C	Ptot	500*	mW
Junction Temperature	Tj	175	°C
Storage Temperature Range	Ts	-55 to +175	°C

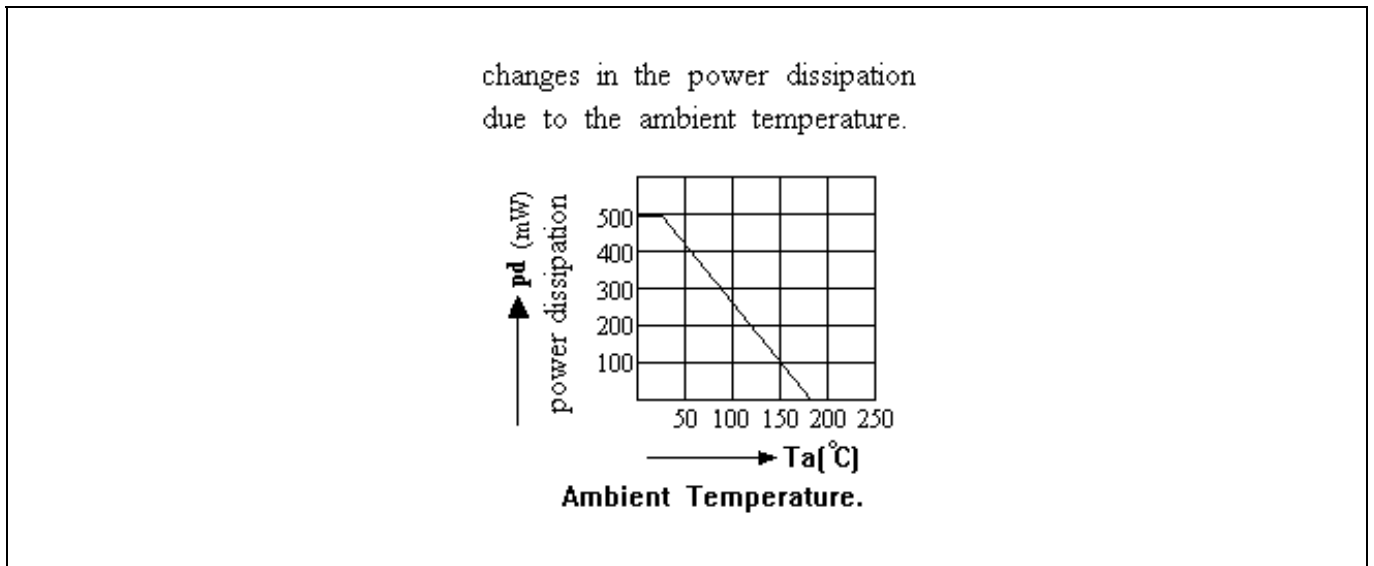
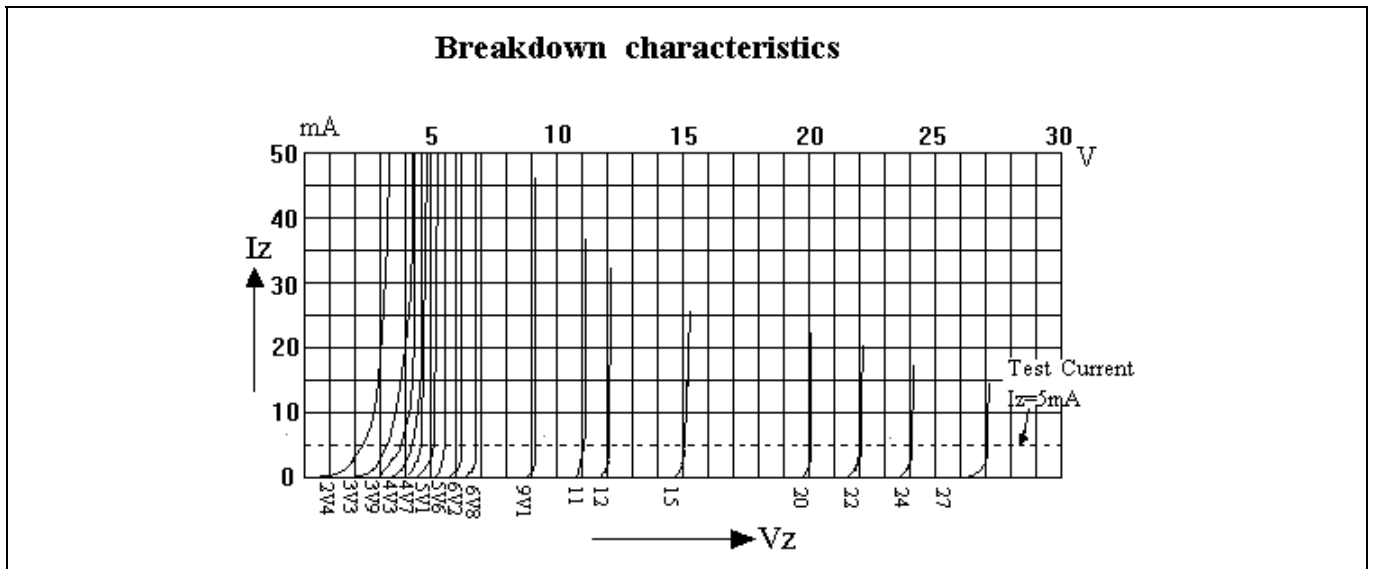
*Valid provided that leads are kept at ambient temperature at a distance of 8mm from case.

Characteristics (Tamb=25°C)

Characteristics	Symbol	Min	Typ	Max	Unit
Thermal Resistance Junction to Ambient Air	RthA	-	-	0.3*	K/mW
Forward Voltage at IF=100mA	VF	-	-	1	V

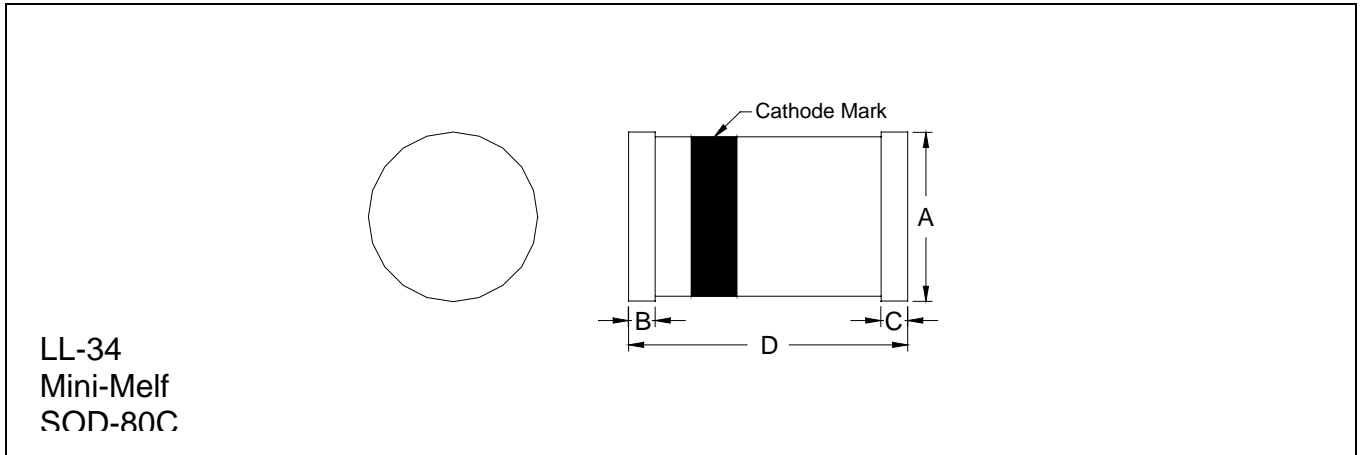
*Valid provided that leads at a distance of 10mm from case are kept at ambient temperature.

Characteristics Curve





Dimension



*: Typical

DIM	Inches		Millimeters		DIM	Inches		Millimeters	
	Min.	Max.	Min.	Max.		Min.	Max.	Min.	Max.
A	0.0512	0.0591	1.30	1.50	C	0.0118	0.0197	0.30	0.50
B	0.0118	0.0197	0.30	0.50	D	0.1260	0.1417	3.2	3.6

Notes: 1.Dimension and tolerance based on our Spec. dated Sep. 30,1999
 2.Controlling dimension: millimeters.
 3.Maximum lead thickness includes lead finish thickness, and minimum lead thickness is the minimum thickness of base material.
 4.If there is any question with packing specification or packing method, please contact your local HSMC sales office.

Important Notice:

- All rights are reserved. Reproduction in whole or in part is prohibited without the prior written approval of HSMC.
- HSMC reserves the right to make changes to its products without notice.
- **HSMC semiconductor products are not warranted to be suitable for use in Life-Support Applications, or systems.**
- HSMC assumes no liability for any consequence of customer product design, infringement of patents, or application assistance.

Head Office And Factory:

- **Head Office** (Hi-Sincerity Microelectronics Corp.): 10F.,No. 61, Sec. 2, Chung-Shan N. Rd. Taipei Taiwan R.O.C.
 Tel: 886-2-25212056 Fax: 886-2-25632712, 25368454
- **Factory 1:** No. 38, Kuang Fu S. Rd., Fu-Kou Hsin-Chu Industrial Park Hsin-Chu Taiwan. R.O.C
 Tel: 886-3-5983621~5 Fax: 886-3-5982931