

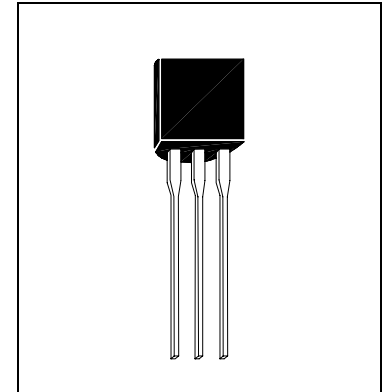


# HMPS6562

PNP SILICON TRANSISTOR

## Description

The HMPS6562 is designed for audio transistor.



## Absolute Maximum Ratings

- Maximum Temperatures
  - Storage Temperature ..... -50 ~ +150 °C
  - Junction Temperature ..... +150 °C Maximum
- Maximum Power Dissipation
  - Total Power Dissipation (Ta=25°C) ..... 625 mW
- Maximum Voltages and Currents (Ta=25°C)
  - VCBO Collector to Base Voltage ..... -25 V
  - VCEO Collector to Emitter Voltage ..... -25 V
  - VEBO Emitter to Base Voltage ..... -5 V
  - IC Collector Current ..... -500 mA

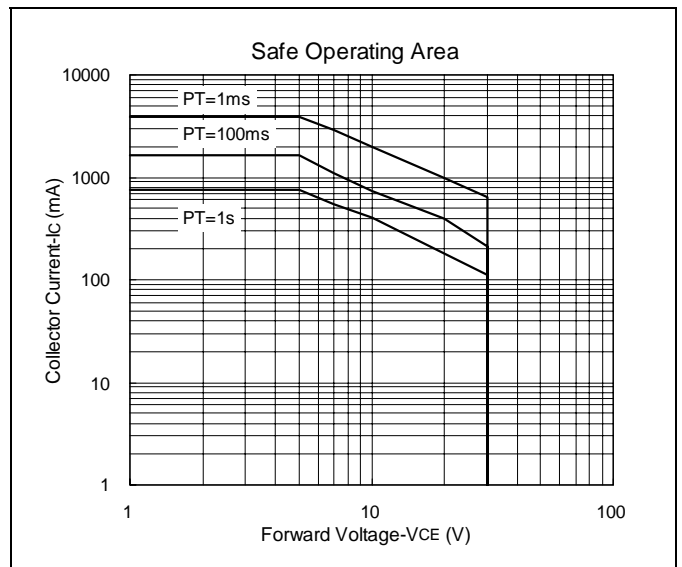
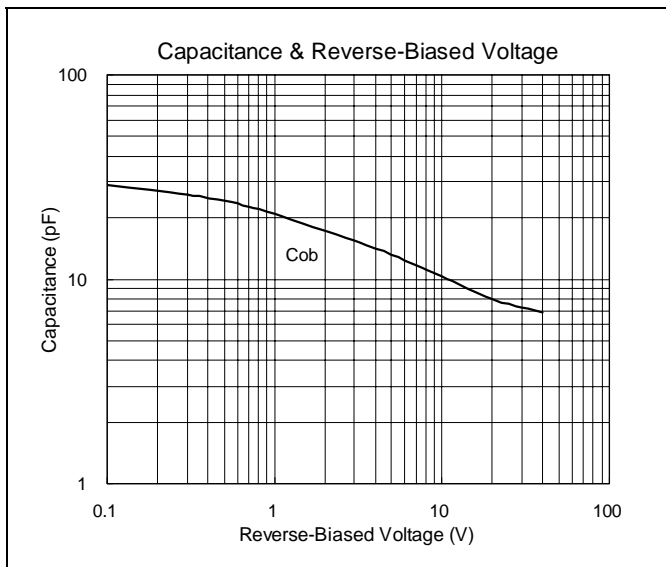
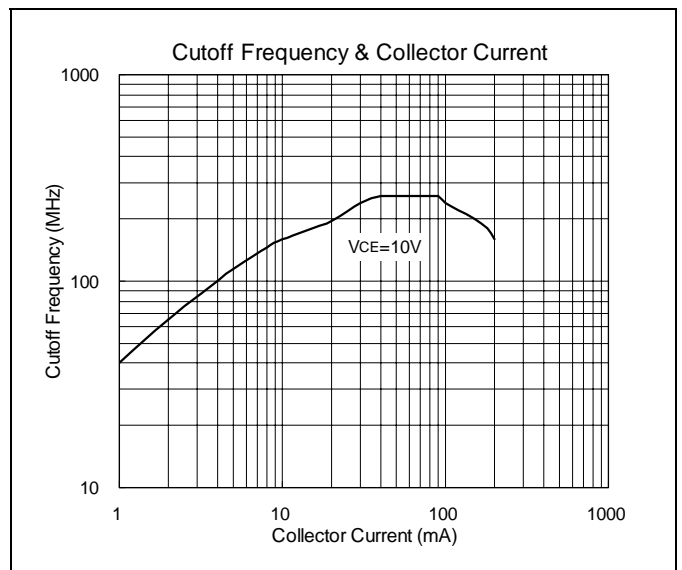
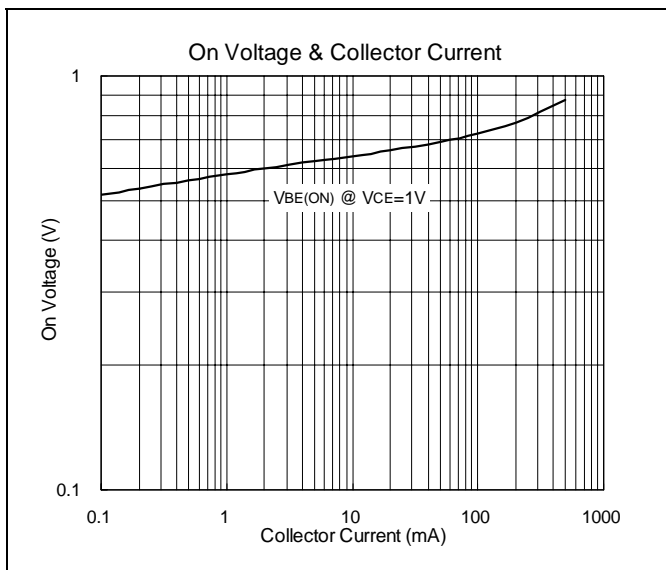
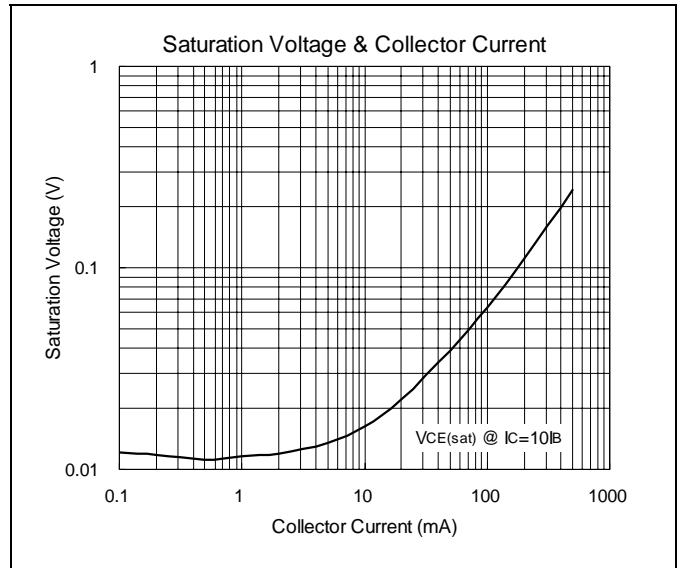
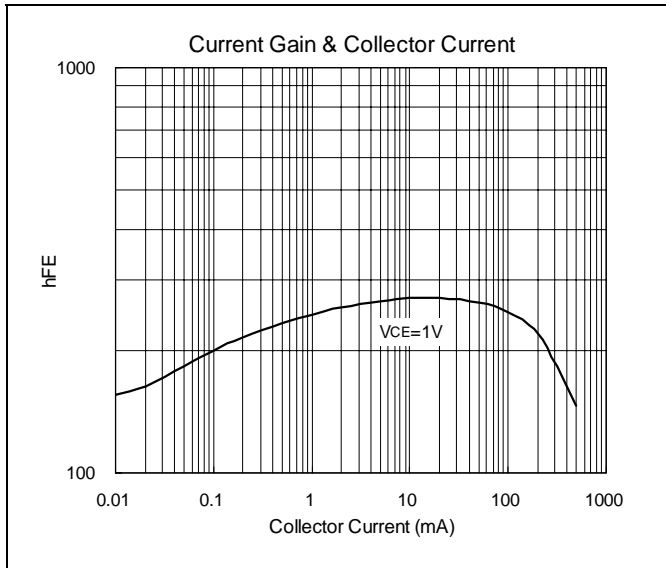
## Characteristics (Ta=25°C)

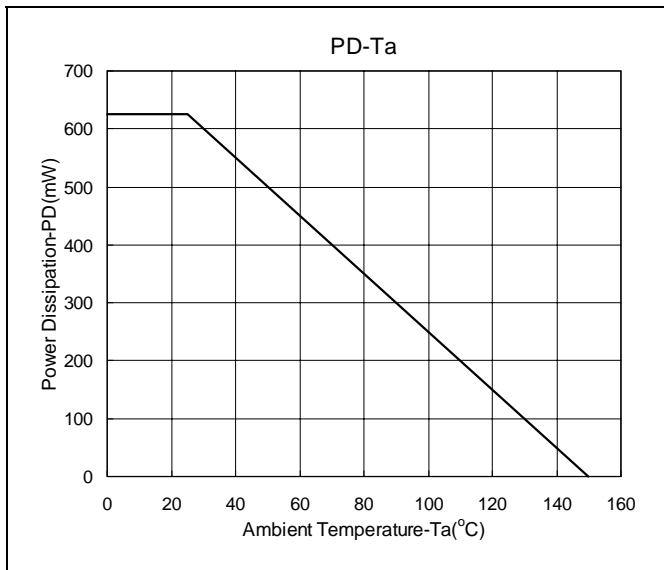
Symbol	Min.	Typ.	Max.	Unit	Test Conditions
BVCBO	-25	-	-	V	IC=-100uA, IE=0
BVCEO	-25	-	-	V	IC=-10mA, IB=0
BVEBO	-5	-	-	V	IE=-100uA, IC=0
ICBO	-	-	-100	nA	VCB=-20V, IE=0
ICEO	-	-	-100	nA	VCE=-25V, IB=0
IEBO	-	-	-100	nA	VEB=-4V, IC=0
*VCE(sat)	-	-	-0.5	V	IC=-500mA, IB=-50mA
VBE(on)	-	-	-1.2	V	VCE=-1V, IC=-500mA
*hFE1	35	-	-		VCE=-1V, IC=-10mA
*hFE2	50	-	-		VCE=-1V, IC=-100mA
*hFE3	50	-	200		VCE=-1V, IC=-500mA
fT	60	-		MHz	VCE=-10V, IC=-10mA, f=30MHz
Cob	-	-	30	pF	VCE=-10V, f=100KHz, IE=0

\*Pulse Test : Pulse Width ≤380us, Duty Cycle≤2%



### Characteristics Curve







### TO-92 Dimension

3-Lead TO-92 Plastic Package  
 HSMC Package Code : A

**Marking :**

HSMC Logo → □ □ □ □ ← Product Series  
 Part Number → □ □ □ □ □ □  
 Date Code → □ □ □ □ □ □ ← Rank  
 Laser Mark

HSMC Logo  
 Product Series  
 Part Number → □ □ □ □ □ □  
 Ink Mark

Style : Pin 1. Emitter 2. Base 3. Collector

\*:Typical

DIM	Inches		Millimeters		DIM	Inches		Millimeters	
	Min.	Max.	Min.	Max.		Min.	Max.	Min.	Max.
A	0.1704	0.1902	4.33	4.83	G	0.0142	0.0220	0.36	0.56
B	0.1704	0.1902	4.33	4.83	H	-	*0.1000	-	*2.54
C	0.5000	-	12.70	-	I	-	*0.0500	-	*1.27
D	0.0142	0.0220	0.36	0.56	α1	-	*5°	-	*5°
E	-	*0.0500	-	*1.27	α2	-	*2°	-	*2°
F	0.1323	0.1480	3.36	3.76	α3	-	*2°	-	*2°

**Notes :** 1.Dimension and tolerance based on our Spec. dated Apr. 25,1996.  
 2.Controlling dimension : millimeters.  
 3.Maximum lead thickness includes lead finish thickness, and minimum lead thickness is the minimum thickness of base material.  
 4.If there is any question with packing specification or packing method, please contact your local HSMC sales office.

**Material :**

- Lead : 42 Alloy ; solder plating
- Mold Compound : Epoxy resin family, flammability solid burning class:UL94V-0

**Important Notice:**

- All rights are reserved. Reproduction in whole or in part is prohibited without the prior written approval of HSMC.
- HSMC reserves the right to make changes to its products without notice.
- **HSMC semiconductor products are not warranted to be suitable for use in Life-Support Applications, or systems.**
- HSMC assumes no liability for any consequence of customer product design, infringement of patents, or application assistance.

**Head Office And Factory :**

- **Head Office** (Hi-Sincerity Microelectronics Corp.) : 10F.,No. 61, Sec. 2, Chung-Shan N. Rd. Taipei Taiwan R.O.C.  
 Tel : 886-2-25212056 Fax : 886-2-25632712, 25368454
- **Factory 1** : No. 38, Kuang Fu S. Rd., Fu-Kou Hsin-Chu Industrial Park Hsin-Chu Taiwan. R.O.C  
 Tel : 886-3-5983621~5 Fax : 886-3-5982931
- **Factory 2** : No. 17-1, Ta-Tung Rd., Fu-Kou Hsin-Chu Industrial Park Hsin-Chu Taiwan. R.O.C  
 Tel : 886-3-5977061 Fax : 886-3-5979220