

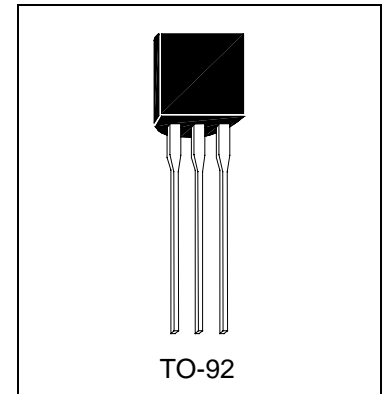


# HSD468

NPN EPITAXIAL PLANAR TRANSISTOR

## Description

The HSD468 is designed for general purpose low frequency power amplifier applications.



## Absolute Maximum Ratings

- Maximum Temperatures  
 Storage Temperature ..... -55 ~ +150 °C  
 Junction Temperature ..... 150 °C Maximum
- Maximum Power Dissipation  
 Total Power Dissipation (Ta=25°C) ..... 900 mW
- Maximum Voltages and Currents (Ta=25°C)  
 VCBO Collector to Base Voltage ..... 25 V  
 VCEO Collector to Emitter Voltage ..... 20 V  
 VEBO Emitter to Base Voltage ..... 5 V  
 IC Collector Current ..... 1 A

## Characteristics (Ta=25°C)

Symbol	Min.	Typ.	Max.	Unit	Test Conditions
BVCBO	25	-	-	V	IC=10uA, IE=0
BVCEO	20	-	-	V	IC=1mA, IB=0
BVEBO	5	-	-	V	IE=10uA, IC=0
ICBO	-	-	1	uA	VCB=20V, IE=0
*VCE(sat)	-	-	500	mV	IC=0.8A, IB=80mA
VBE(on)	-	-	1	V	VCE=2V, IC=500mA
*hFE	85	-	240		VCE=2V, IC=500mA
fT	-	190	-	MHz	VCE=2V, IC=500mA
Cob	-	22	-	pF	VCB=10V, f=1MHz, IE=0

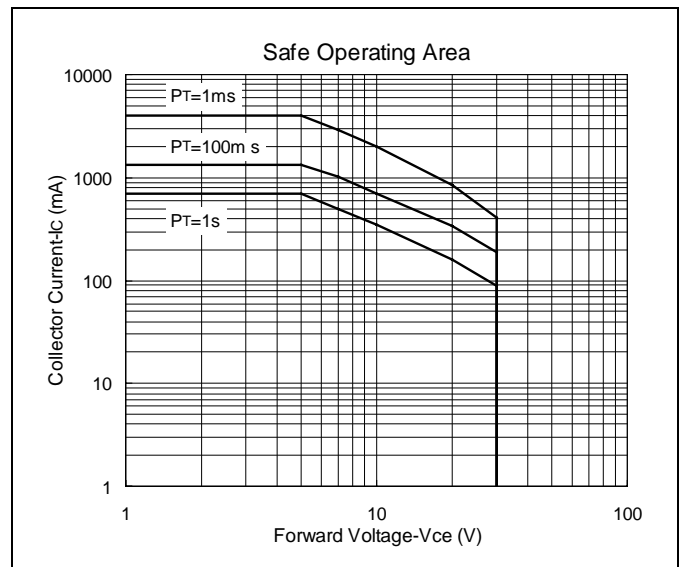
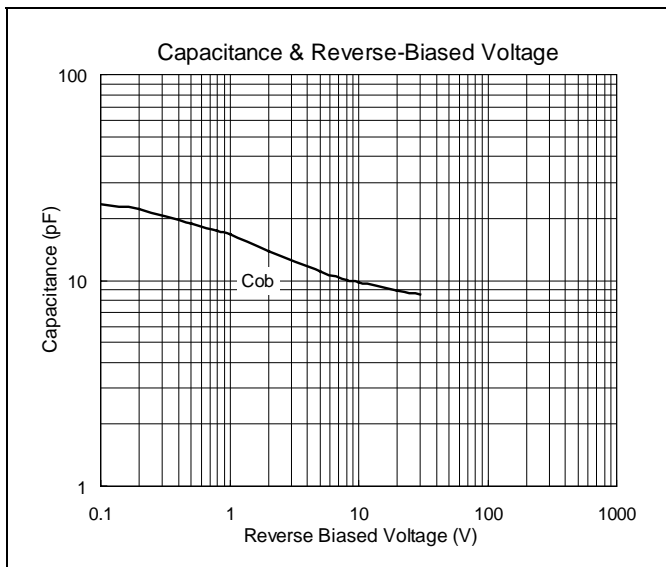
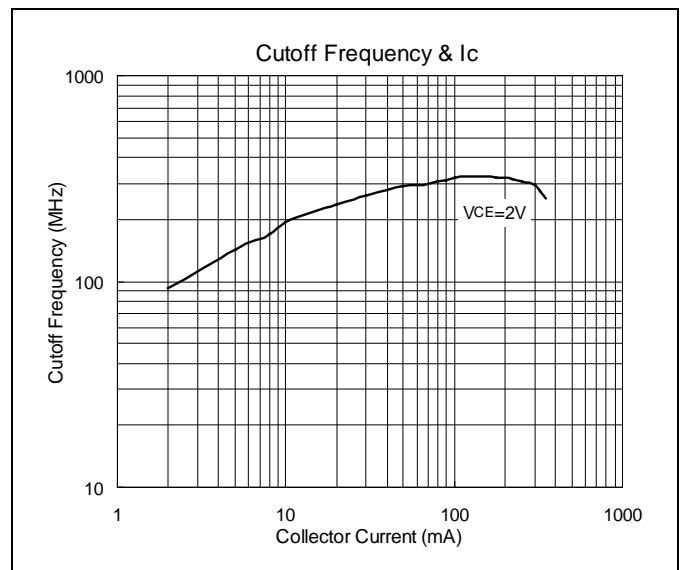
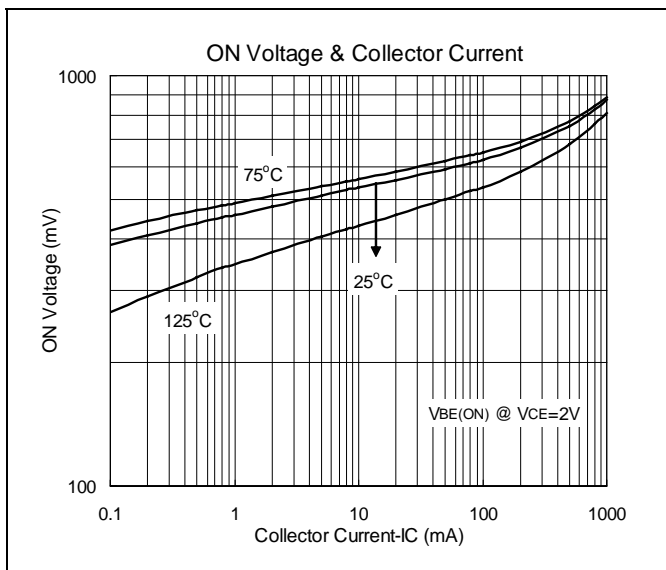
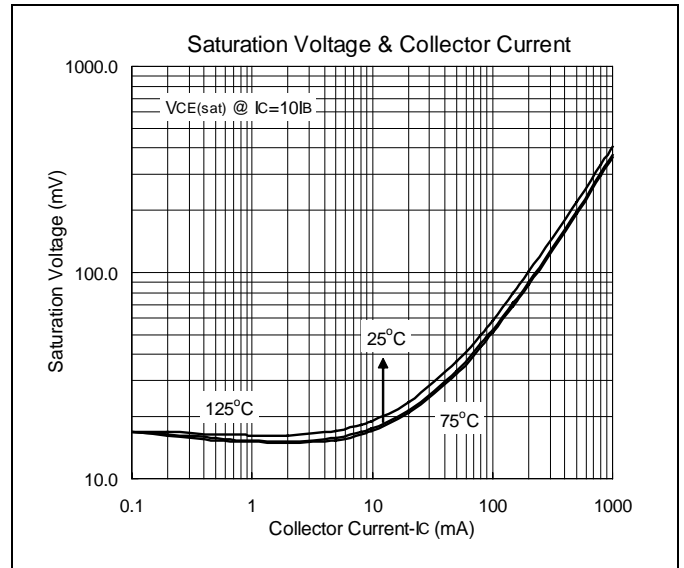
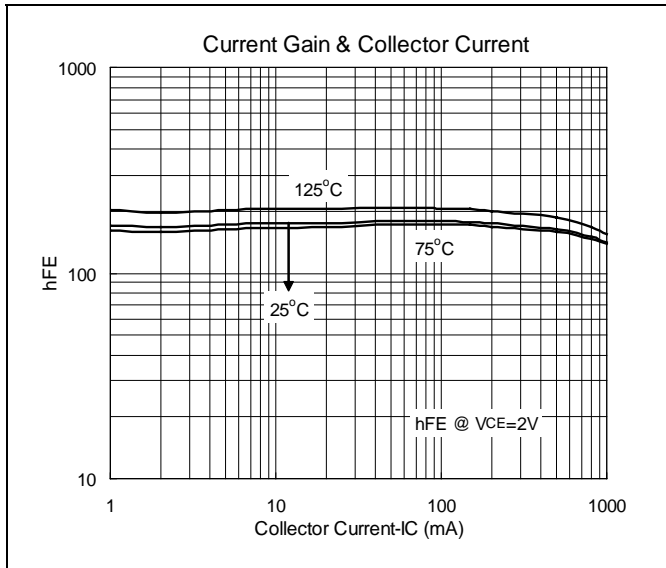
\*Pulse Test: Pulse Width ≤380us, Duty Cycle≤2%

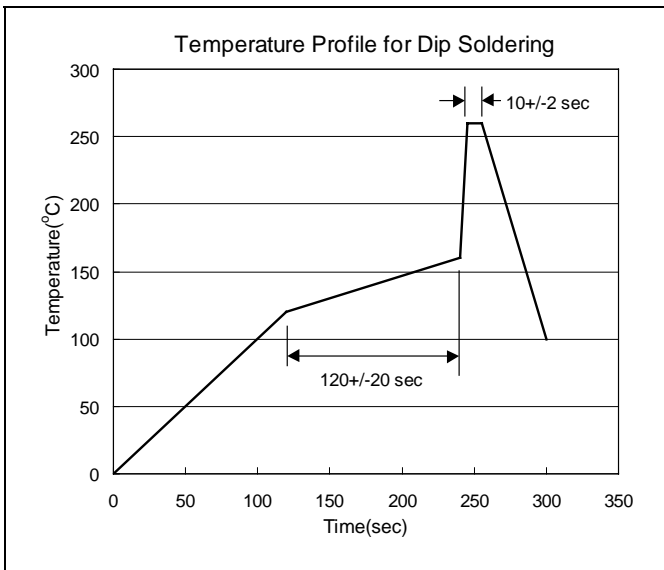
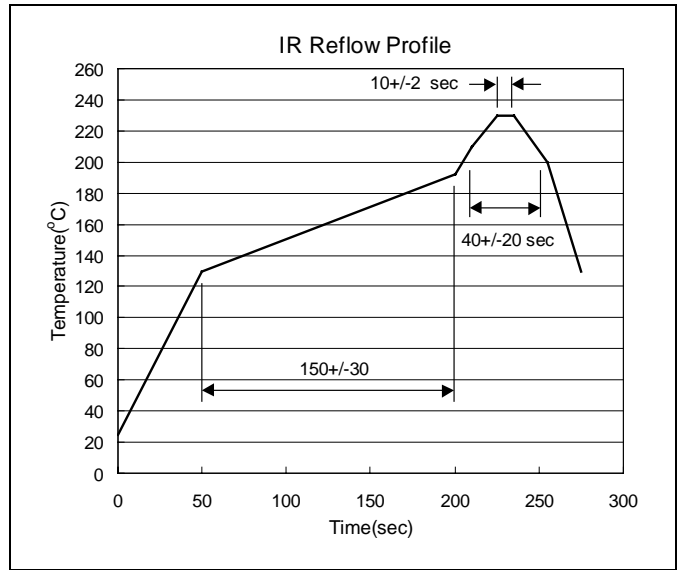
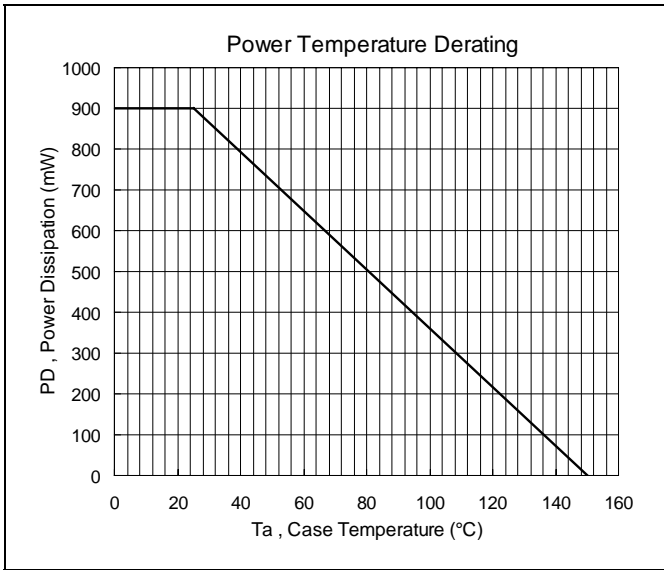
## Classification of hFE

Rank	B	C
Range	85-170	120-240



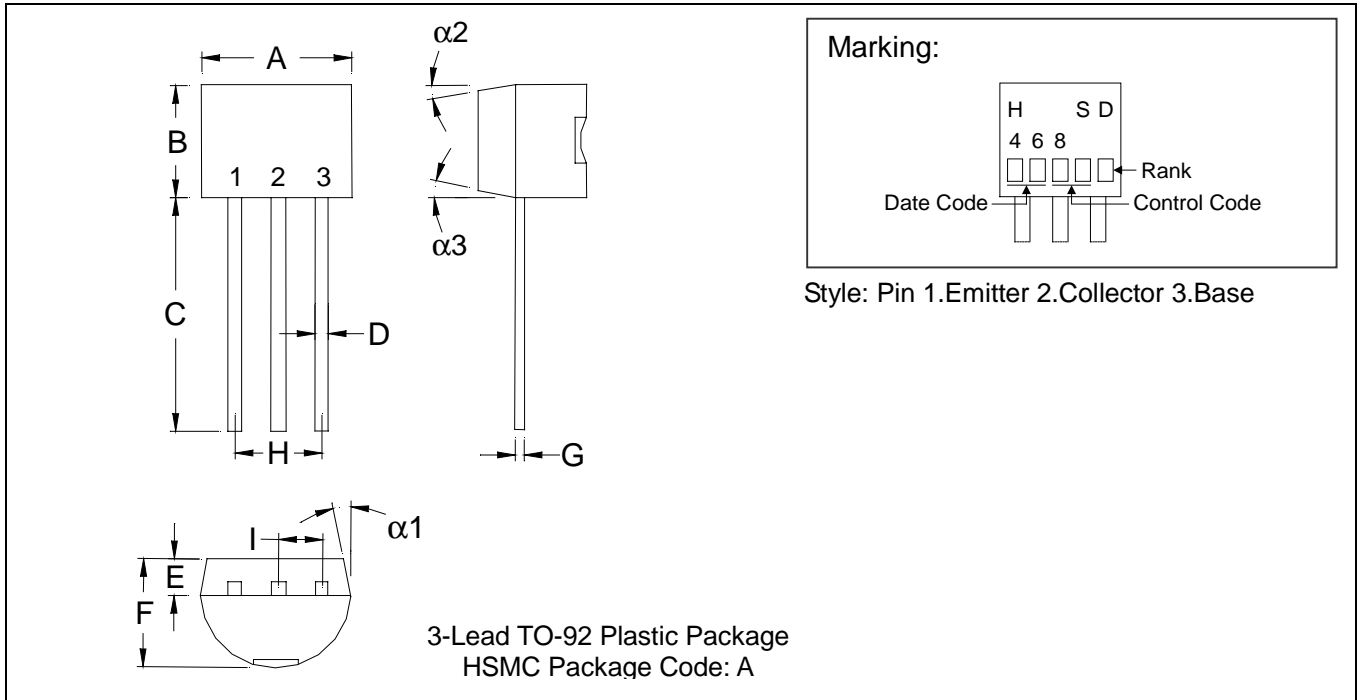
### Characteristics Curve







### TO-92 Dimension



\*: Typical

DIM	Inches		Millimeters		DIM	Inches		Millimeters	
	Min.	Max.	Min.	Max.		Min.	Max.	Min.	Max.
A	0.1704	0.1902	4.33	4.83	G	0.0142	0.0220	0.36	0.56
B	0.1704	0.1902	4.33	4.83	H	-	*0.1000	-	*2.54
C	0.5000	-	12.70	-	I	-	*0.0500	-	*1.27
D	0.0142	0.0220	0.36	0.56	$\alpha 1$	-	*5°	-	*5°
E	-	*0.0500	-	*1.27	$\alpha 2$	-	*2°	-	*2°
F	0.1323	0.1480	3.36	3.76	$\alpha 3$	-	*2°	-	*2°

- Notes:**
- 1.Dimension and tolerance based on our Spec. dated Apr. 25,1996.
  - 2.Controlling dimension: millimeters.
  - 3.Maximum lead thickness includes lead finish thickness, and minimum lead thickness is the minimum thickness of base material.
  - 4.If there is any question with packing specification or packing method, please contact your local HSMC sales office.

**Material:**

- Lead: 42 Alloy; solder plating
- Mold Compound: Epoxy resin family, flammability solid burning class: UL94V-0

**Important Notice:**

- All rights are reserved. Reproduction in whole or in part is prohibited without the prior written approval of HSMC.
- HSMC reserves the right to make changes to its products without notice.
- **HSMC semiconductor products are not warranted to be suitable for use in Life-Support Applications, or systems.**
- HSMC assumes no liability for any consequence of customer product design, infringement of patents, or application assistance.

**Head Office And Factory:**

- **Head Office** (Hi-Sincerity Microelectronics Corp.): 10F.,No. 61, Sec. 2, Chung-Shan N. Rd. Taipei Taiwan R.O.C.  
Tel: 886-2-25212056 Fax: 886-2-25632712, 25368454
- **Factory 1:** No. 38, Kuang Fu S. Rd., Fu-Kou Hsin-Chu Industrial Park Hsin-Chu Taiwan. R.O.C  
Tel: 886-3-5983621~5 Fax: 886-3-5982931