



HSMA320 thru HSMA3100

Schottky Barrier Rectifiers
(Reverse Voltage 20 to 100V, Forward Current 3A)

Features

- Low Forward Voltage Drop
- High Current Capability
- High Reliability
- High Surge Current Capabilit
- Electrostatic discharge(ESD) test under IEC6100-4-2 standard>15kV(Air) & 8kV(Contact)

Mechanical Data

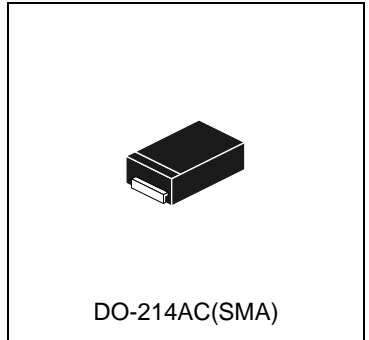
- Case: JEDEC DO-214AC(SMA) molded plastic
- Polarity: Indicated by cathode band
- Weight: 0.002 ounce, 0.064 gram

Maximum Ratings & Electrical Characteristics

Ratings at 25°C ambient temperature unless otherwise specified.

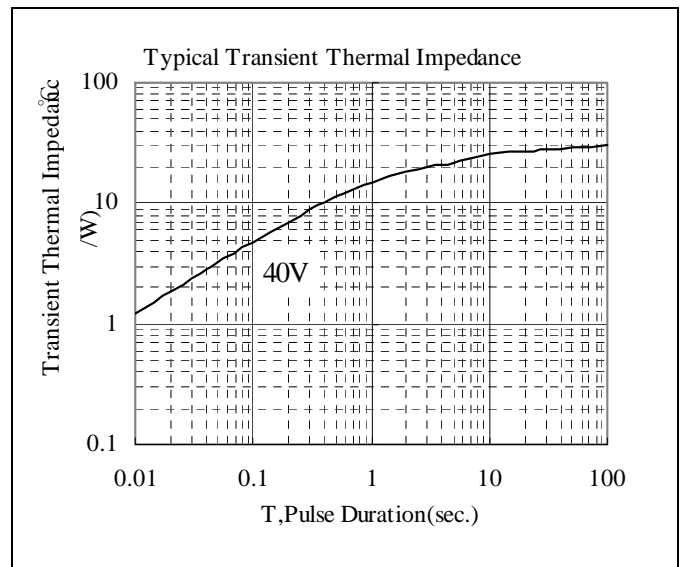
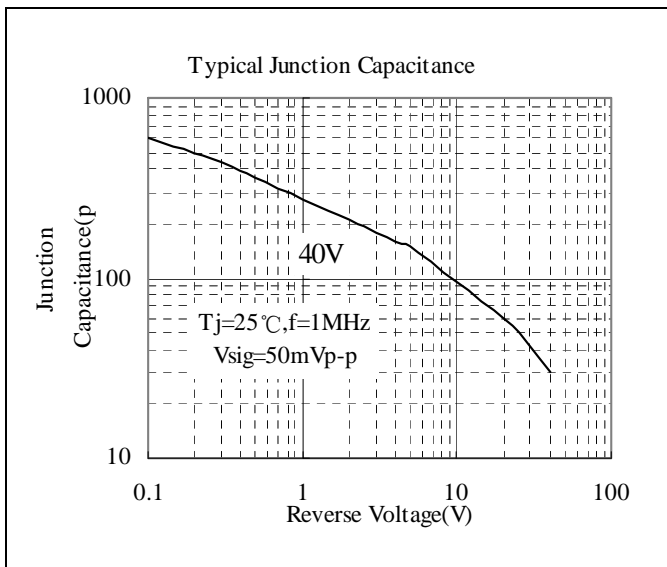
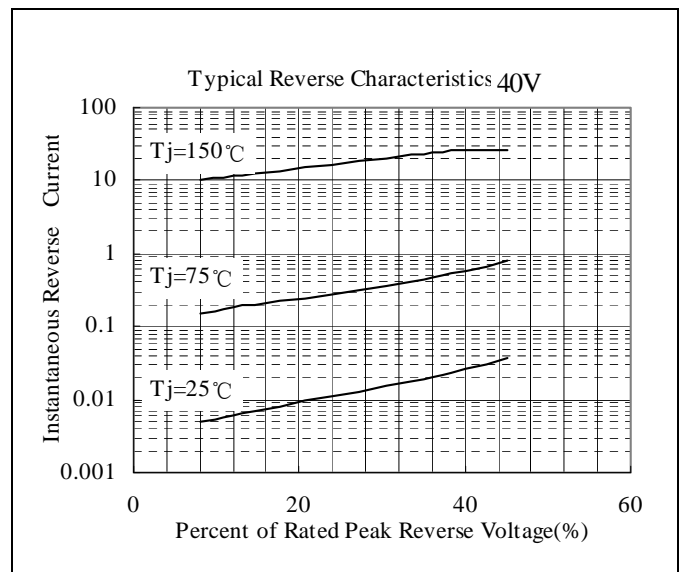
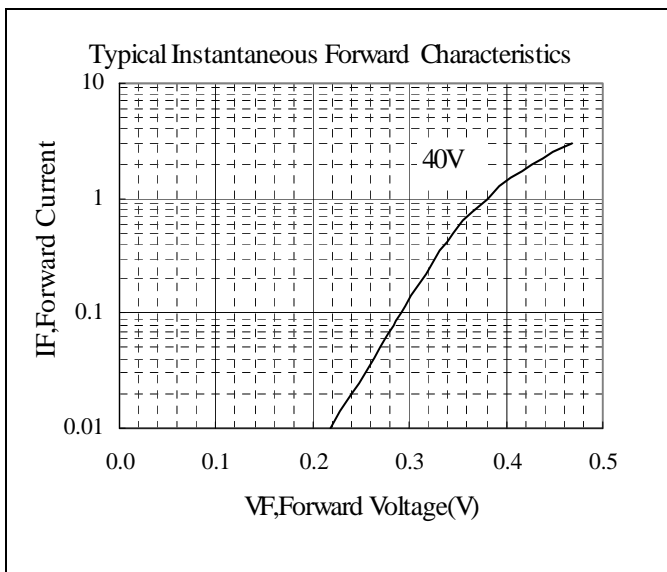
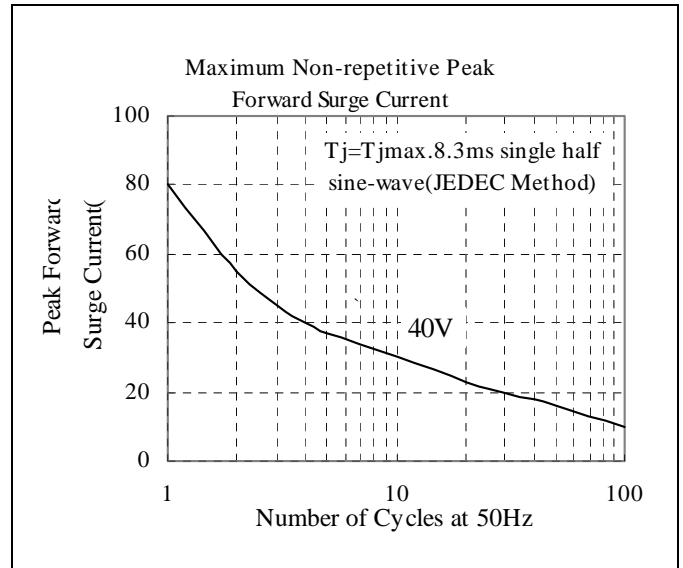
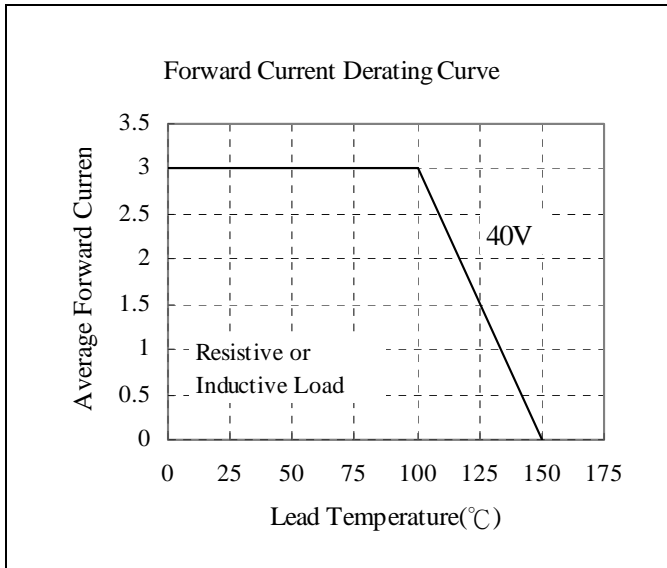
Single phase, half wave, 60 Hz, resistive or inductive load. For capacitive load. Derate current by 20%.

Ratings	Symbol	HSMA 320	HSMA 330	HSMA 340	HSMA 345	HSMA 350	HSMA 360	HSMA 380	HSMA 3100	Unit
Repetitive Peak Reverse Voltage	V_{RRM}	20	30	40	45	50	60	80	100	V
Surge Peak Reverse Voltage	V_{RSM}	14	21	28	31.5	35	42	57	71	V
DC Blocking Voltage	V_{DC}	20	30	40	45	50	60	80	100	V
Average Forward Rectified Current ($T_A=75^\circ\text{C}$)	I_{FAV}	3								A
Peak Forward Surge Current, 50Hz Half Sine-wave ($T_A=25^\circ\text{C}$)	I_{FSM}	80								A
Repetitive Peak Forward C ($f>15\text{Hz}$)	I_{FRM}	12								A
Instantaneous Forward Voltage	V_F	0.48	0.52			0.7		0.8		V
Leakage Current ($T_J=25^\circ\text{C}$, $V_R=V_{RRM}$)	I_R	0.1								mA
Leakage Current ($T_J=100^\circ\text{C}$, $V_R=V_{RRM}$)		20								mA
Typical Junction Capacitance	C_J	170								pF
Rating for Fusing, $t<10\text{ms}$ ($T_A=25^\circ\text{C}$)	i^2t	12.5								A^2s
Thermal Resistance Junction to Ambient Air	$R_{\theta JA}$	50								$^\circ\text{C}/\text{W}$
Thermal Resistance Junction to Lead	$R_{\theta JL}$	15								$^\circ\text{C}/\text{W}$
Operating Junction Temperature Range	T_J	-65 to +125								$^\circ\text{C}$
Storage Temperature Range	T_{STG}	-65 to +150								$^\circ\text{C}$
ESD Protection Voltage	V_{ESD}	>8								KV





Characteristics Curve





DO-214AC(SMA) Dimension

2-Lead DO-214AC(SMA) Plastic Surface Mounted Package
 HSMC Package Code: SMA

Marking:

Product Series
 HSMA320: 32A
 HSMA330: 33A
 HSMA340: 34A
 HSMA345: 34A
 HSMA350: 35A
 HSMA360: 36A
 HSMA380: 38A
 HSMA3100: 3AA

Product Series
 HSMB320: 32A
 HSMB330: 33A
 HSMB340: 34A
 HSMB345: 34A
 HSMB350: 35A
 HSMB360: 36A
 HSMB380: 38A
 HSMB3100: 3AA

Halogen free Mark
 Green free: "••"^(Note)
 Normal: None

Note:
 Green label is used for pb-free packing

DIM	Min.	Max.
A	1.27	1.63
B	2.40	2.65
C	4.00	4.60
D	1.90	2.25
E	0.80	1.50
F	0.10	0.20
G	4.80	5.20
H	0.15	0.31

Unit: mm

Important Notice:

- All rights are reserved. Reproduction in whole or in part is prohibited without the prior written approval of HSMC.
- HSMC reserves the right to make changes to its products without notice.
- **HSMC semiconductor products are not warranted to be suitable for use in Life-Support Applications, or systems.**
- HSMC assumes no liability for any consequence of customer product design, infringement of patents, or application assistance.

Head Office

- **Head Office** (Hi-Sincerity Microelectronics Corp.): 5/F., Golden Harvest Building 15 Wang Chiu Road, Kowloon Bay, Hong Kong
 Tel: +852-2755-7162 Fax: +852-2755- 7795
 AVANTICS : Shanghai Address: No.399, Cai Lum Rd. Zhangjiang Technology Industrial Park Pudong, Shanghai 201210, China
 Tel: +86(21) 61637118 Fax: +86(21)61637006