



## HSS Shock Sensor Features and Benefits

### Features

- Magnetically operated reed switch
- High power switching option
- 4 sensitivity options
- Standard diagnostic pin
- Fully sealed unit

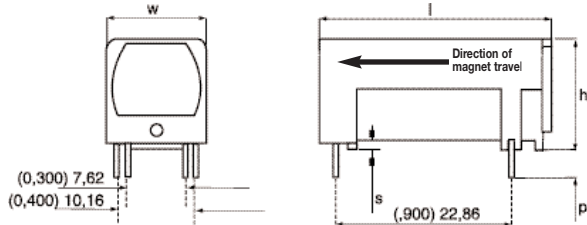
### Benefits

- Fit and forget reed switch reliability
- No standby power requirement
- Robust design suited to harsh environments
- No external reset required

### Applications

- Vibration sensing (white goods)
- Rough handling detection (packaging)
- Heavy brake warning
- Automotive (airbag sensor)

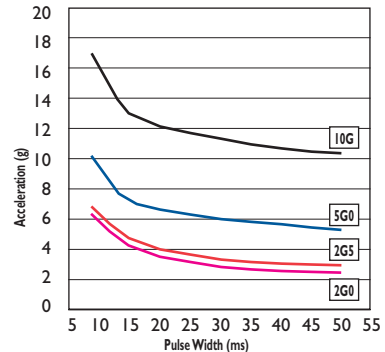
## DIMENSIONS (in) mm



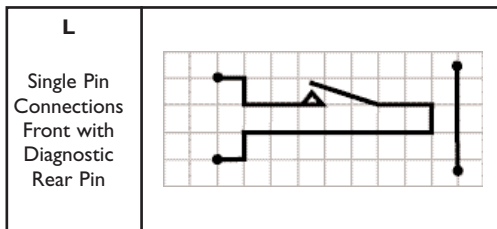
Reference	Description	Dimension
l	Length	(1.190) 30.23
w	Width	(.512) 13.00
h	Height	(.567) 14.41
pl	Pin Length	(.134) 3.40
s	Stand Off	(.050) 1.28

## CUSTOMER OPTIONS - Sensitivity & Specification

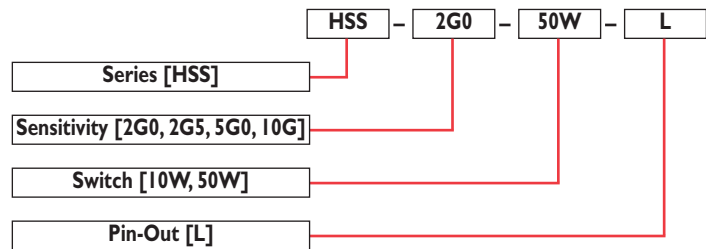
Type/Sensitivity		Response Times on 9G 15ms Pulse			Operating Characteristics					Nominal Response Curves		
Type	Static G (ref)	Static G Tol.	TTC	Dwell	Contact Resistance	Operating & Storage Temp	Switch Rating	Switching Voltage	Insulation Resistance	Response Curve Colour	Acceleration (g)	
HSS-2G0-10W	2.0G	±0.5G	<14ms	>32.5ms	175 (mOhm)	-40°C to +85°C	10W	200 Vdc	>10MOhm@200V dc	Blue	18	
HSS-2G0-50W	2.0G	±0.5G	<14ms	>32.5ms	175 (mOhm)	-40°C to +85°C	50W	200 Vdc	>10MOhm@200V dc	Blue	16	
HSS-2G5-10W	2.5G	±0.6G	<15ms	>32.5ms	175 (mOhm)	-40°C to +85°C	10W	200 Vdc	>10MOhm@200V dc	Red	14	
HSS-2G5-50W	2.5G	±0.6G	<15ms	>32.5ms	175 (mOhm)	-40°C to +85°C	50W	200 Vdc	>10MOhm@200V dc	Red	12	
HSS-5G0-10W	5.0G	±1G	<17ms	>32.5ms	175 (mOhm)	-40°C to +85°C	10W	200 Vdc	>10MOhm@200V dc	Green	10	
HSS-5G0-50W	5.0G	±1G	<17ms	>32.5ms	175 (mOhm)	-40°C to +85°C	50W	200 Vdc	>10MOhm@200V dc	Green	8	
HSS-10G-10W	10G	±2G	NA	>32.5ms	175 (mOhm)	-40°C to +85°C	10W	200 Vdc	>10MOhm@200V dc	Black	6	
HSS-10G-50W	10G	±2G	NA	>32.5ms	175 (mOhm)	-40°C to +85°C	50W	200 Vdc	>10MOhm@200V dc	Black	4	



## HSS PCB LAYOUT (Bottom View)



## ORDERING INFORMATION



INFORMATION PROVIDED ON THIS DATA SHEET IS PROVIDED FOR INFORMATION PURPOSES ONLY AND SHOULD NOT BE RELIED UPON AS BEING ACCURATE FOR ANY PARTICULAR PURPOSE. Product performance may be affected by the application to which the product is put. Upon request, HAMLIN will assist purchasers by providing information specific to any particular application. HAMLIN disclaims any and all liability whatsoever for any purchaser's reliance upon the information contained on this data sheet without further consultation with authorised representatives of HAMLIN.

**Hamlin USA** Tel: +1 920 648 3000 • Fax: +1 920 648 3001 • Email: sales.us@hamlin.com  
**Hamlin UK** Tel: +44 (0)1379 649700 • Fax: +44 (0)1379 649702 • Email: sales.uk@hamlin.com  
**Hamlin Germany** Tel: +49 (0) 6181 953660 • Fax: +49 (0) 6181 9536666 • Email: sales.de@hamlin.com  
**Hamectrol France** Tel: +33 (0) 1 4687 0202 • Fax: +33 (0) 1 4686 6786 • Email: sales.fr@hamlin.com