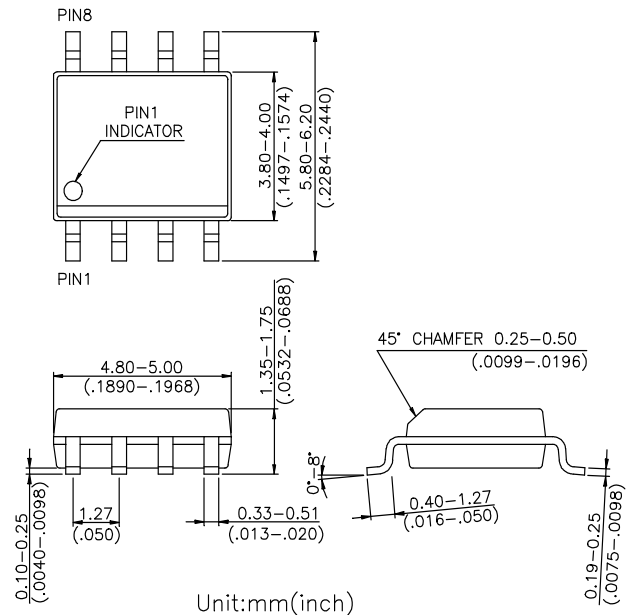


SOP-8
Features

- **Frequency Range:** DC - 2.0 GHz
- **Reflective Type**
- **Low Power Consumption**
- **High Power Handling Capability**
- **Positive or Negative Control Voltage**
- **Low Cost Surface Mount SOP-8 Package**

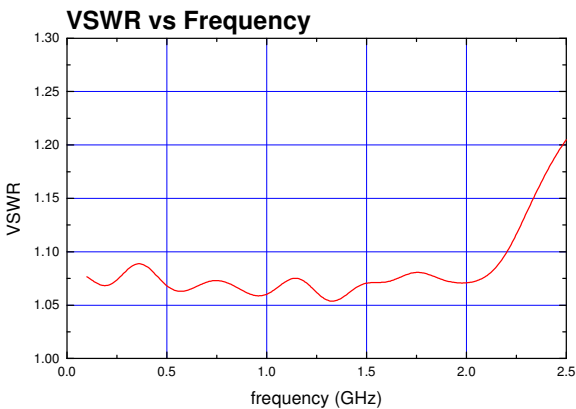
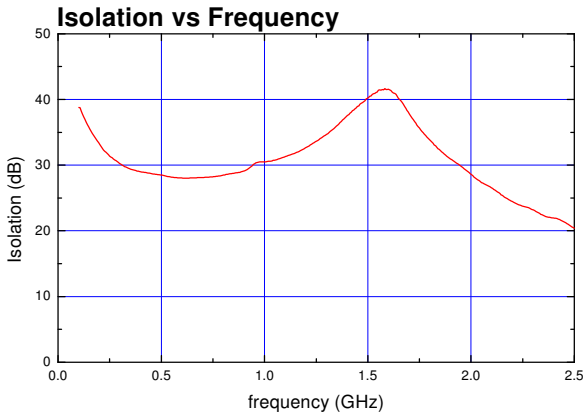
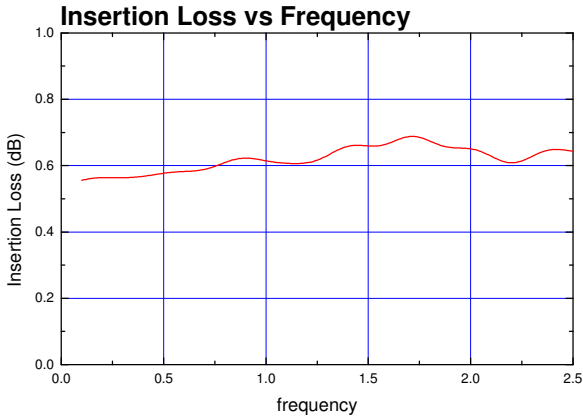
Description

The HWS 2152 is an integrated GaAs SPDT Switch designed for transceivers operating in 1 MHz to 2500 MHz frequency range. It is suitable for 900 MHz cellular phones, CT1, CT2, DECT, and Wireless LAN applications.

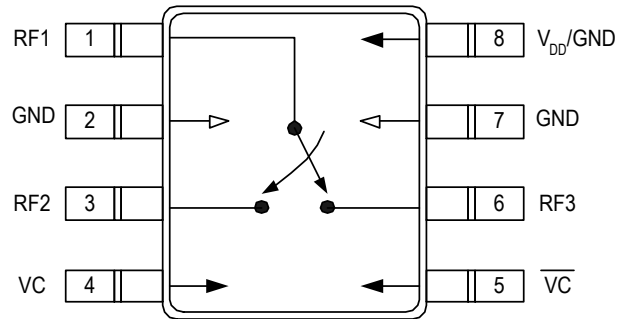

Electrical Specifications at 25 °C with 0, +5V Control Voltages

Parameter	Test Conditions	Min.	Typ.	Max.	Unit
Insertion Loss	DC-1.0 GHz		0.6	0.8	dB
	DC-2.0 GHz		0.8	1.0	dB
Isolation	DC-1.0 GHz	25	27		dB
	DC-2.0 GHz	24	26		dB
VSWR	DC-1.0 GHz		1.25:1	1.30:1	
	DC-2.0 GHz		1.35:1	1.40:1	
Input Power for one dB Compression	0.5-2.0 GHz	25	27		dBm

Note: All measurements made in a 50 ohm system with 0/+5V control voltages, unless otherwise specified.

Typical Performance Data @ +25 °C

Absolute Maximum Ratings

Parameter	Absolute Maximum
RF Input Power >100 MHz	33 dBm
Control Voltage	+8V
Operating Temperature	-40°C to +85°C
Storage Temperature	-65°C to +150°C

Pin Out (Top View)

Logic Table for Switch On-Path

VC	\overline{VC}	RF1-RF2	RF1-RF3
1	0	Isolation	Insertion Loss
0	1	Insertion Loss	Isolation

'1' = +5V to +8V

'0' = 0V to -0.2V