

KBP Plastic-Encapsulate Bridge Rectifier

Features


- I_o 2.0A
- V_{RRM} 50V-1000V
- High surge current capability
- Polarity: Color band denotes cathode

Applications

- General purpose 1 phase Bridge rectifier applications

Marking

- KBP2XX
- XX : From 005 To 10



Limiting Values (Absolute Maximum Rating)

Item	Symbol	Unit	Conditions	KBP2						
				005	01	02	04	06	08	10
Repetitive Peak Reverse Voltage	V_{RRM}	V		50	100	200	400	600	800	1000
Average Rectified Output Current	I_o	A	60Hz sine wave, R- load, $T_a=30^\circ\text{C}$	2						
Surge(Non-repetitive)Forward Current	I_{FSM}	A	60Hz sine wave, 1 cycle, $T_a=25^\circ\text{C}$	60						
Current Squared Time	I^2t	A^2s	$1\text{ms} \leq t < 8.3\text{ms}$ $T_j=25^\circ\text{C}$, Rating of per diode	15						
Storage Temperature	T_{stg}	$^\circ\text{C}$		-55 ~+150						
Junction Temperature	T_j	$^\circ\text{C}$		-55 ~+150						

Electrical Characteristics ($T_a=25^\circ\text{C}$ Unless otherwise specified)

Item	Symbol	Unit	Test Condition	Max
Peak Forward Voltage	V_{FM}	V	$I_{FM}=2\text{A}$, Pulse measurement, Rating of per diode	1.1
Peak Reverse Current	I_{RRM}	μA	$V_{RM}=V_{RRM}$, Pulse measurement, Rating of per diode	10
Thermal Resistance ⁽¹⁾	$R_{\theta J-A}$	$^\circ\text{C/W}$	Between junction and ambient	30
	$R_{\theta J-L}$		Between junction and lead	11

Notes) :

- (1) Thermal resistance from junction to ambient and from junction to lead mounted on P.C.B. with $0.47 \times 0.47''$ ($12 \times 12\text{mm}$) copper pads

Typical Characteristics

FIG1: I_o - T_a Curve

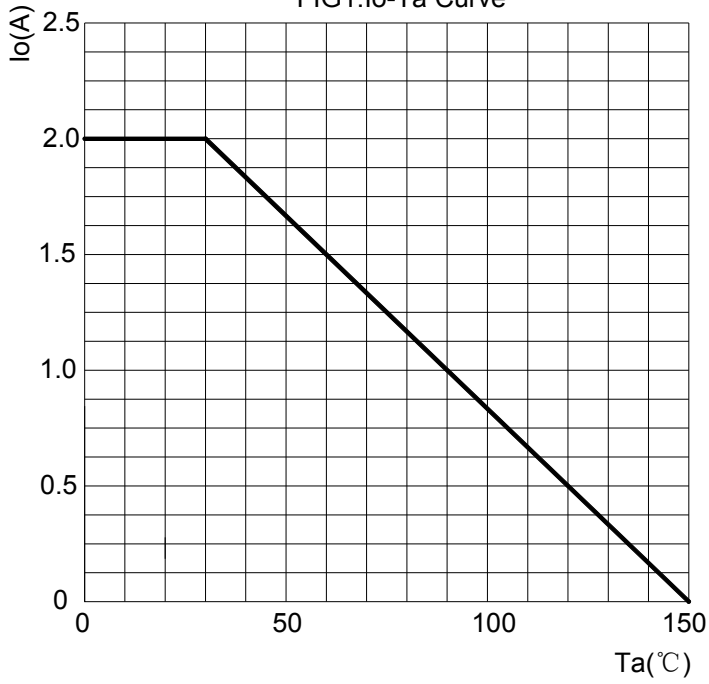


FIG2: Surge Forward Current Capability

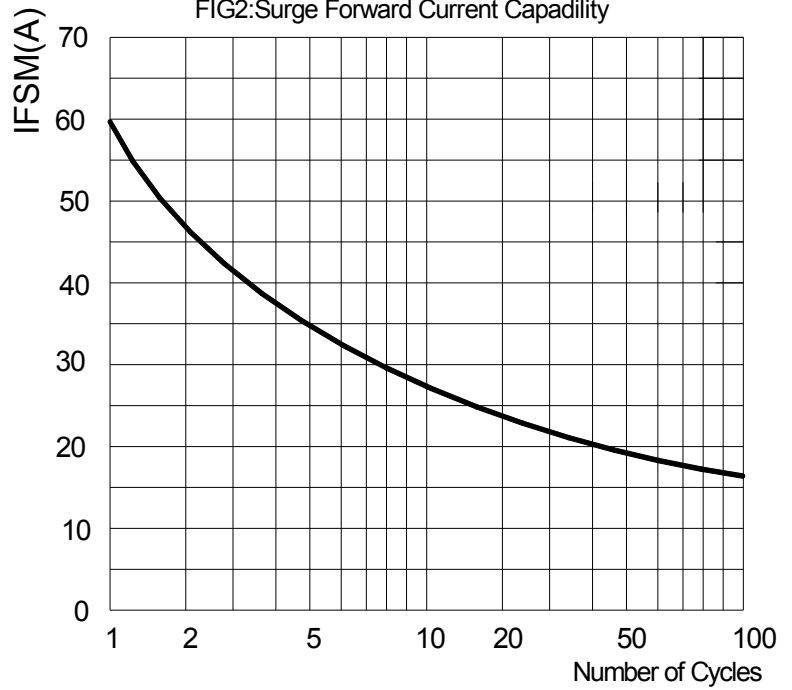


FIG3: Instantaneous Forward Voltage

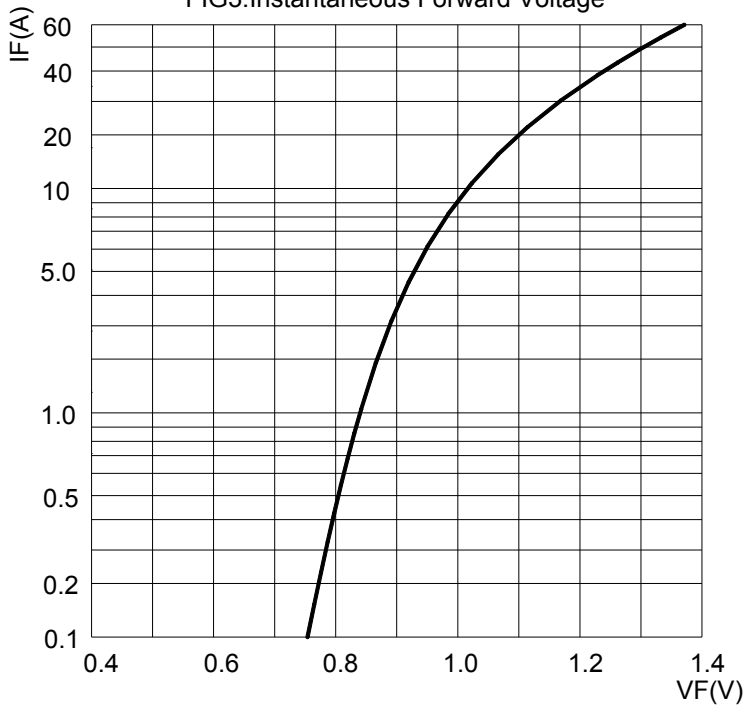
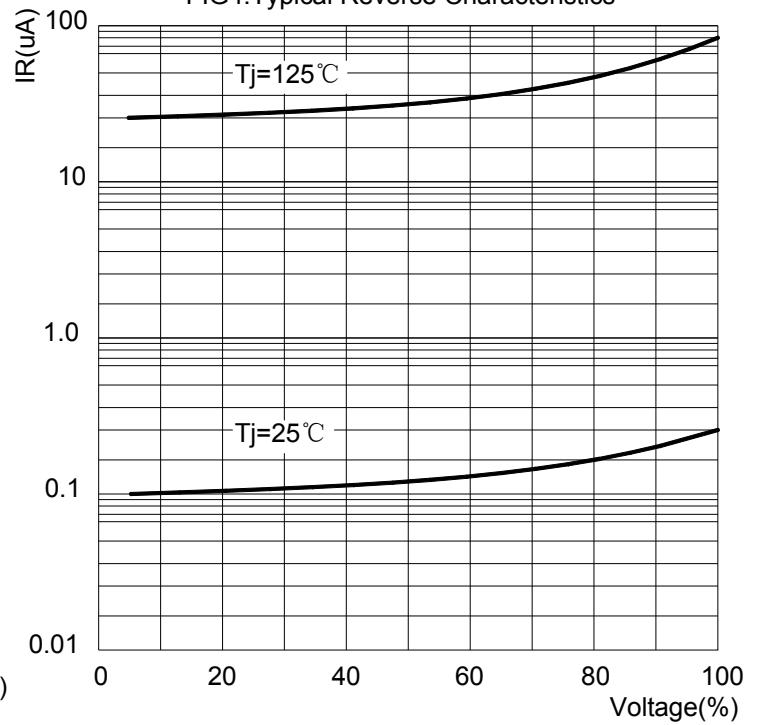
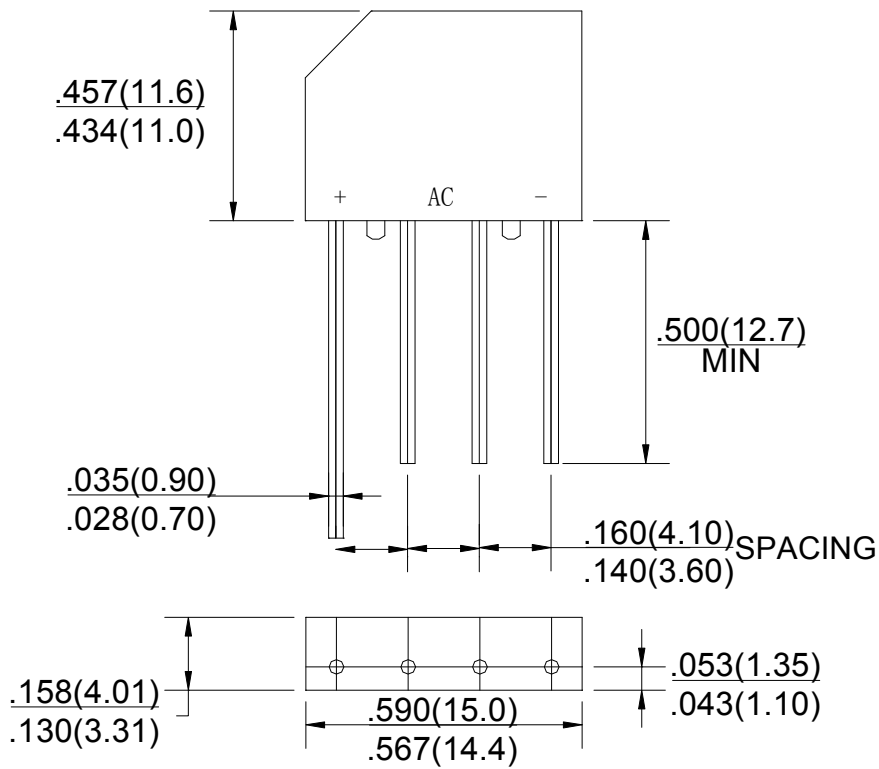


FIG4: Typical Reverse Characteristics



KBP Package Outline Dimensions



Dimensions in inches and (millimeters)

NOTICE

JSKD reserve the right to make modifications, enhancements, improvements, corrections or other changes without further notice to any product herein. JSKD does not assume any liability arising out of the application or use of any product described herein.