

Glass Passivated Bridge Rectifiers

(Pb) Lead(Pb)-Free


Features:

- * Surge overload rating - 60 amperes peak
- * Ideal for printed circuit board
- * High case dielectric strength
- * Reliable low cost construction utilizing molded plastic technique
- * Plastic package used has Underwriters Laboratory Flammability Classification 94V-0
- * High temperature soldering guaranteed: 260°C/10 seconds at 5lbs. (2.3kg) tension

Mechanical Data:

- * Case: Molded plastic body over passivated junctions
- * Terminals: Plated lead solderable per MIL-STD-202, method 208
- * Polarity: Polarity symbols marked on body
- * Weight: 0.06 ounce, 1.7 grams

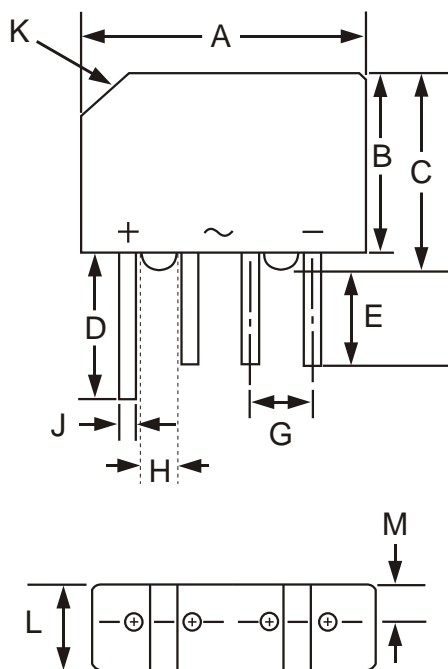
REVERSE VOLTAGE
50 to 1000 VOLTS
FORWARD CURRENT
2.0 AMPERES



KBP

KBP Outline Dimensions

Unit:mm



KBP		
Dim	Min	Max
A	14.22	15.24
B	10.67	11.68
C	11.68	12.70
D	15.24	—
E	12.70	—
G	3.56	4.06
H	1.52	—
J	0.71	0.84
K	3.18 X 45° CHAMFER	
L	4.57	5.08
M	2.16	2.67
All Dimensions in mm		

Maximum Rating

Characteristic	Symbol	KBP2005	KBP201	KBP202	KBP204	KBP206	KBP208	KBP210	Units
Maximum repetitive peak reverse voltage	V_{RRM}	50	100	200	400	600	800	1000	V
Maximum RMS voltage	V_{RMS}	35	70	140	280	420	560	700	V
Maximum DC blocking voltage	V_{DC}	50	100	200	400	600	800	1000	V
Maximum average forward rectified current 0.375" (9.5mm) lead length at $T_A=50^\circ\text{C}$	I_{AV}	2.0							A
Peak forward surge current 8.3mS single half sine-wave super imposed on rated load (MIL-STD-750D 4066 method)	I_{FSM}	60							A
Operating junction temperature range	T_J	-50 to +150							$^\circ\text{C}$
Storage temperature range	T_{STG}	-50 to +150							$^\circ\text{C}$

Electrical Characteristic

Characteristic	Symbol	KBP2005	KBP201	KBP202	KBP204	KBP206	KBP208	KBP210	Units
Maximum Forward Voltage Drop per Bridge Element at 2.0A Peak	V_F	1.1							V
Maximum Instantaneous Reverse Current Rated DC Voltage, $T_A=25^\circ\text{C}$ $T_A=100^\circ\text{C}$	I_R	10.0 1000							μA

Device Marking

KBP2005=KBP2005, KBP201=KBP201, KBP202=KBP202, KBP204=KBP204, KBP206=KBP206,
 KBP208=KBP208, KBP210=KBP210

Ratings and Characteristics Curves

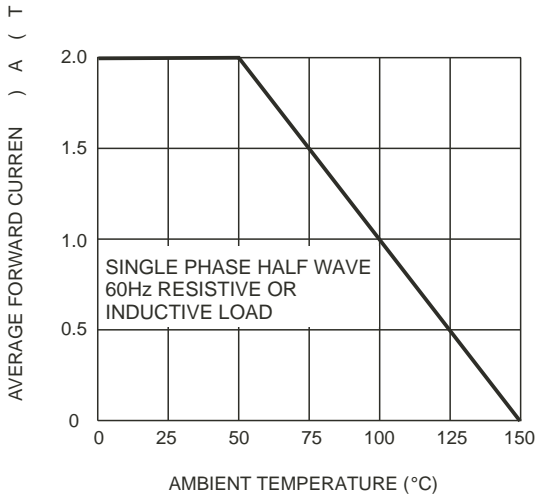


Fig.1 Typical Forward Current Derating Curve

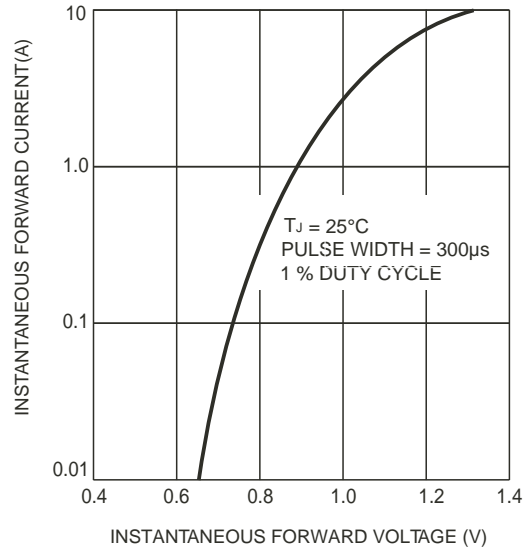


Fig.4 Typical Instantaneous Forward Per Bridge Element

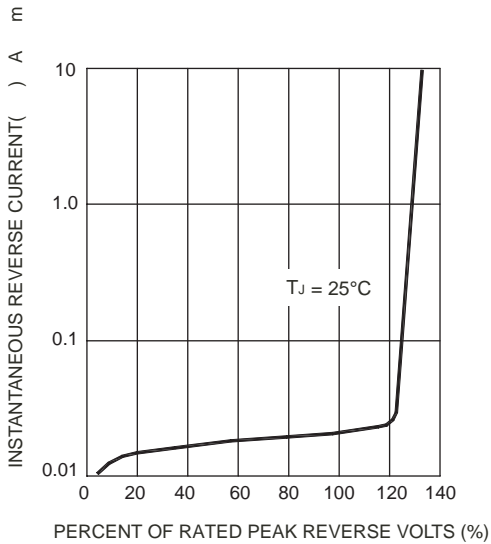


Fig.3 Typical Reverse Characteristics

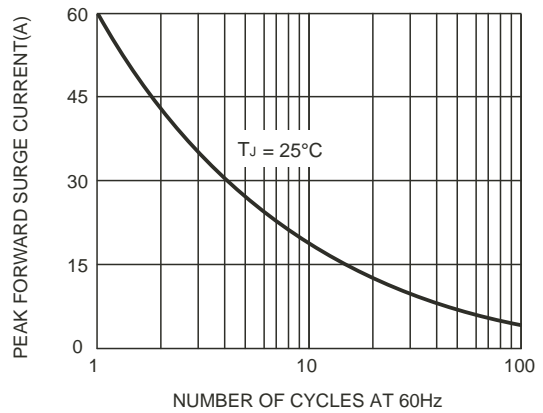


Fig.2 Maximum Non-repetitive Peak Forward Surge Current Per Bridge Element