

KBU401 THRU KBU410



SINGLE PHASE 4.0 AMP BRIDGE RECTIFIERS



FEATURES

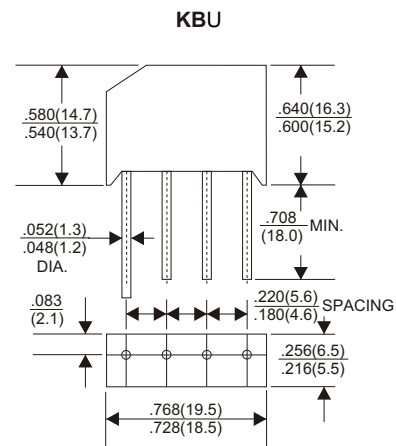
- * Ideal for printed circuit board
- * Low forward voltage
- * Low leakage current
- * Polarity: marked on body
- * Mounting position: Any
- * Weight: 4.8 grams
- * Both normal and Pb free product are available:
- * Normal: 80~95%Sn, 5~20%Pb
- * Pb free: 99 Sn above can meet Rohs environment substance directive request

VOLTAGE RANGE

50 to 1000 Volts

CURRENT

4.0 Ampere



Dimensions in inches and (millimeters)

MAXIMUM RATINGS AND ELECTRICAL CHARACTERISTICS

Rating 25°C ambient temperature unless otherwise specified.
Single phase half wave, 60Hz, resistive or inductive load.
For capacitive load, derate current by 20%.

TYPE NUMBER	KBU401	KBU402	KBU403	KBU404	KBU406	KBU408	KBU410	UNITS	
Maximum Recurrent Peak Reverse Voltage	50	100	200	400	600	800	1000	V	
Maximum RMS Voltage	35	70	140	280	420	560	700	V	
Maximum DC Blocking Voltage	50	100	200	400	600	800	1000	V	
Maximum Average Forward Rectified Current									
.375"(9.5mm) Lead Length at Ta=50°C								4.0	A
Peak Forward Surge Current, 8.3 ms single half sine-wave superimposed on rated load (JEDEC method)								200	A
Maximum Forward Voltage Drop per Bridge Element at 4.0A D.C.								1.0	V
Maximum DC Reverse Current Ta=25°C								10	uA
at Rated DC Blocking Voltage Ta=100°C								500	uA
Operating Temperature Range, Tj								-65 — +125	°C
Storage Temperature Range, TSTG								-65 — +150	°C

RATING AND CHARACTERISTIC CURVES (KBU401 THRU KBU410)

FIG.1-TYPICAL FORWARD CURRENT DERATING CURVE

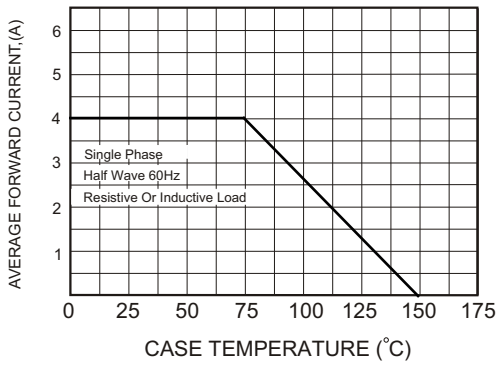


FIG.2-MAXIMUM NON-REPETITIVE FORWARD SURGE CURRENT

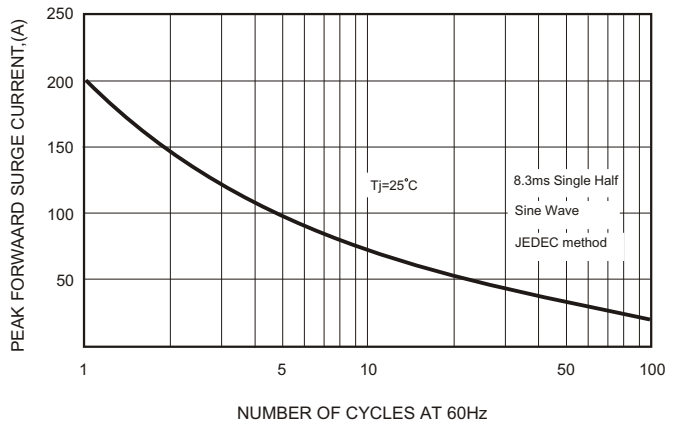


FIG.3-TYPICAL FORWARD CHARACTERISTICS

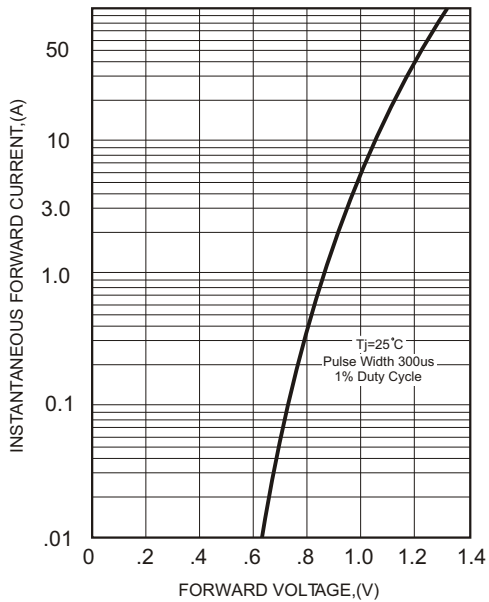


FIG.4-TYPICAL REVERSE CHARACTERISTICS

