

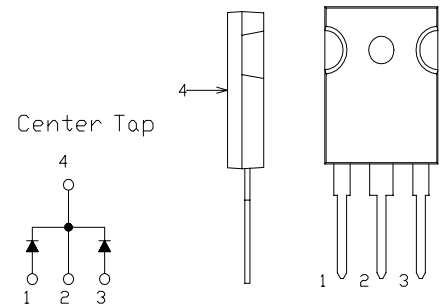
FRD Type : KCU20A60

OUTLINE DRAWING

For Power Factor Improvement High Frequency Rectification

FEATURES

- * Similar to TO-247AC Case
- * Dual Diodes – Cathode Common
- * Ultra – Fast Recovery
- * Low Forward Voltage Drop
- * High Surge Capability



Maximum Ratings

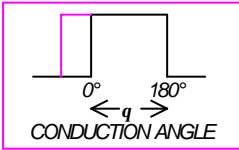
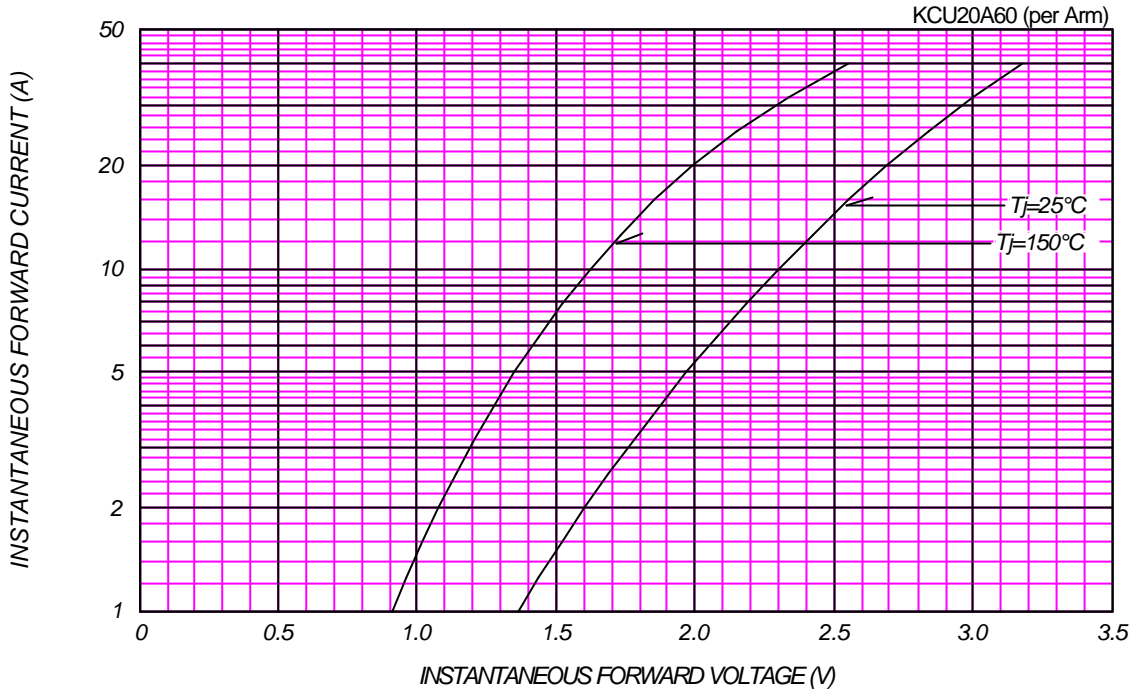
Approx Net Weight:5.55g

Rating	Symbol	KCU20A60		Unit
Repetitive Peak Reverse Voltage	V_{RRM}	600		V
Average Rectified Output Current	I_O	20	$T_c=60^\circ\text{C}$ 50 Hz, Full Sine Wave Resistive Load	A
RMS Forward Current	$I_{F(RMS)}$	22.2		A
Surge Forward Current	I_{FSM}	110	50 Hz Full Sine Wave, 1 cycle Non-repetitive	A
Operating Junction Temperature Range	T_{jw}	- 40 to + 150		$^\circ\text{C}$
Storage Temperature Range	T_{stg}	- 40 to + 150		$^\circ\text{C}$
Mounting torque		0.5	Recommended value	N•m

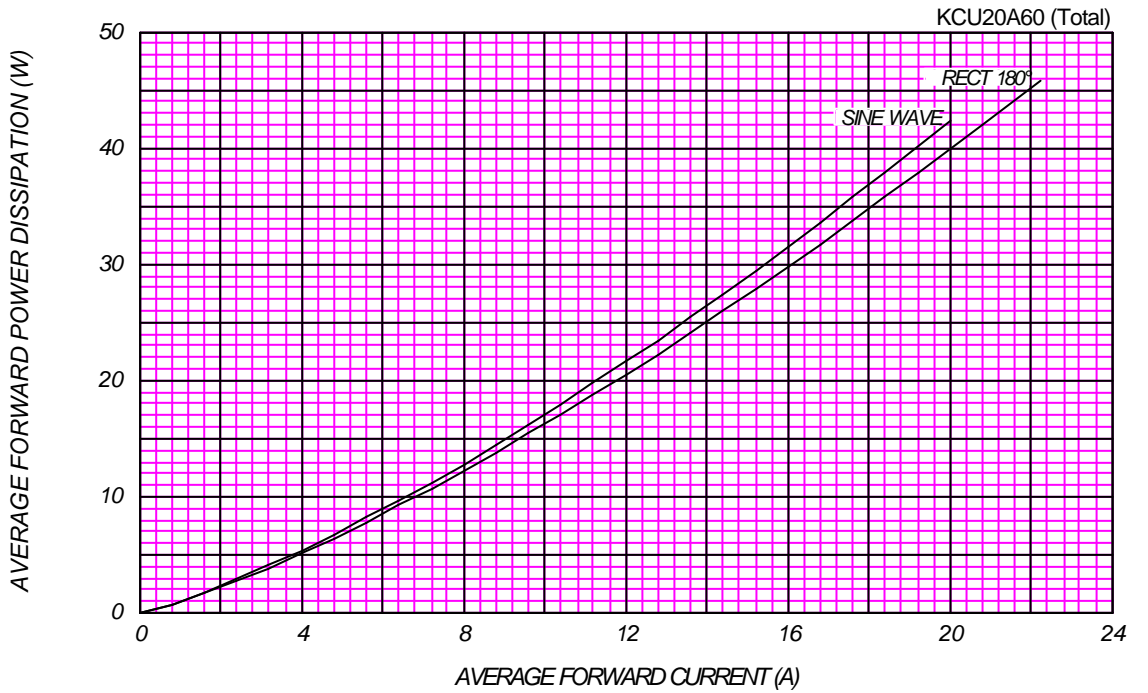
Electrical • Thermal Characteristics

Characteristics	Symbol	Conditions	Min.	Typ.	Max.	Unit
Peak Reverse Current	I_{RM}	$T_j=25^\circ\text{C}, V_{RM}=V_{RRM}$ per Arm	-	-	30	μA
Peak Forward Voltage	V_{FM}	$T_j=25^\circ\text{C}, I_{FM}=10\text{A}$ per Arm	-	1.9	2.3	V
Reverse Recovery Time	t_{rr}	$I_{FM}= 10 \text{ A},$ $-di/dt= 50 \text{ A}/\mu\text{s}, T_a= 25^\circ\text{C}$	-	30	45	ns
Thermal Resistance	$R_{th(j-c)}$	Junction to Case	-	-	2	$^\circ\text{C}/\text{W}$

FORWARD CURRENT VS. VOLTAGE

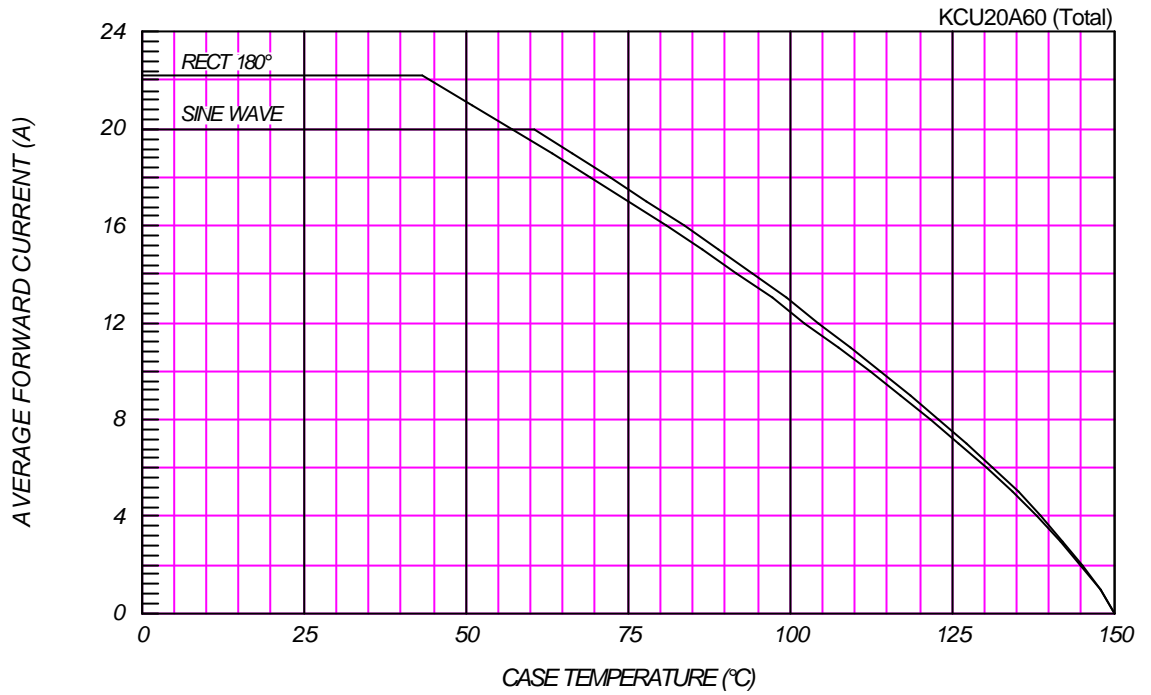


AVERAGE FORWARD POWER DISSIPATION



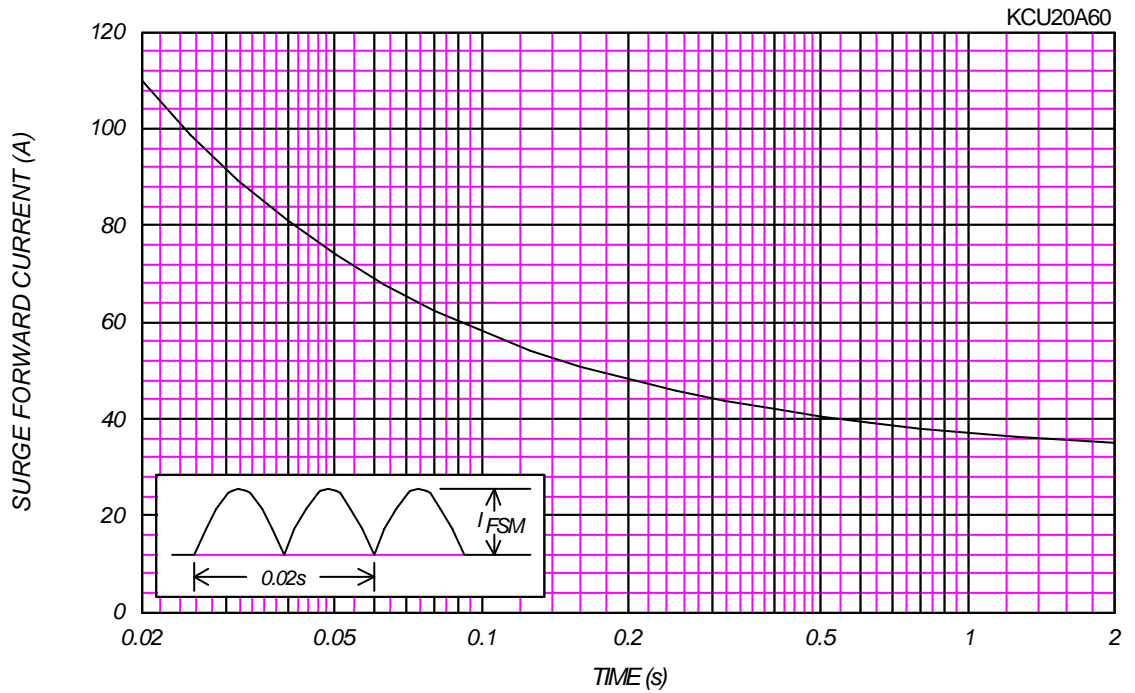


AVERAGE FORWARD CURRENT VS. CASE TEMPERATURE



SURGE CURRENT RATINGS

f=50Hz, Half Sine Wave, Non-Repetitive, No Load



RMS SURGE CURRENT RATINGS

Ta=40°C, Non-Repetitive, No Load

KCU20A60

