

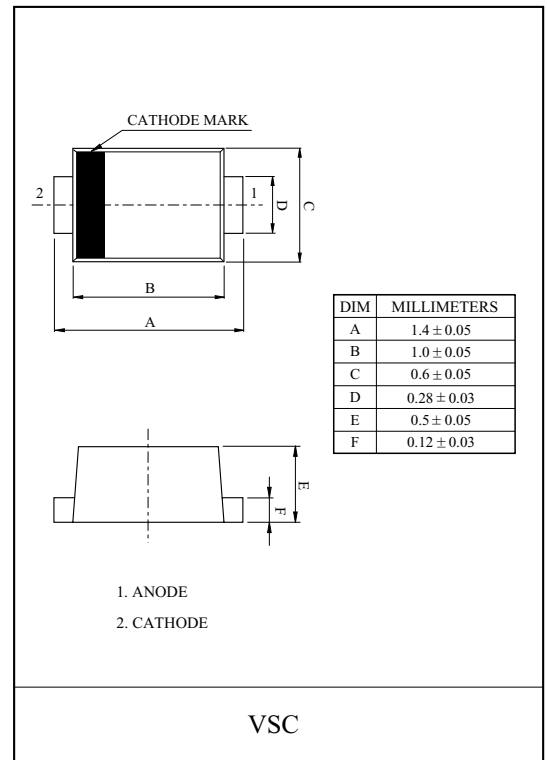
For antenna switches in mobile applications.

#### FEATURES

- Low Capacitance :  $C_T=0.35[\text{pF}]$  (Max.)
- Low Series resistance :  $r_s=1.3[\quad]$  (Max.)
- Small Package : ESC

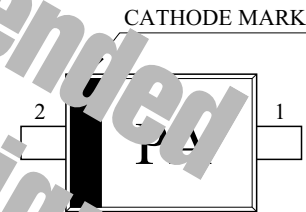
#### MAXIMUM RATING (Ta=25 °C)

CHARACTERISTIC	SYMBOL	RATING	UNIT
Reverse Voltage	$V_R$	30	V
Forward Current		100	mA
Junction Temperature		150	
Storage Temperature Range		-55 ~ 150	



Not recommended for new design

#### Marking



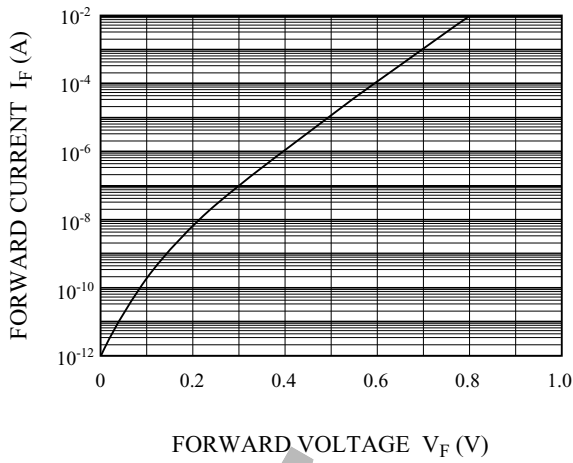
#### ELECTRICAL CHARACTERISTICS (Ta=25 °C)

CHARACTERISTIC	SYMBOL	TEST CONDITION	MIN.	TYP.	MAX.	UNIT
Reverse Current	$I_R$	$V_R=30V$	-	-	0.1	$\mu A$
Forward Voltage	$V_F$	$I_F=10mA$	-	-	1.0	V
Total Capacitance	$C_T$	$V_R=1V, f=1MHz$	-	-	0.35	pF
Series Resistance	$r_s$	$I_F=10mA, f=100MHz$	-	-	1.3	
ESD-Capability *	-	$C=200pF, R=0 \Omega$ , Both forward and reverse direction 1 pulse	100	-	-	V

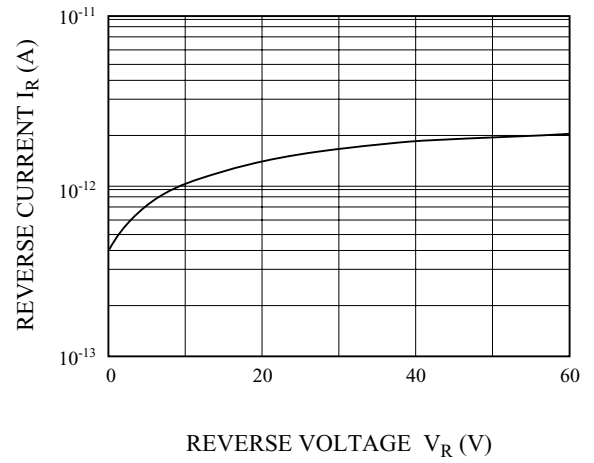
\* Failure criterion :  $I_R > 100nA$  at  $V_R = 30V$ .

# KDV142V

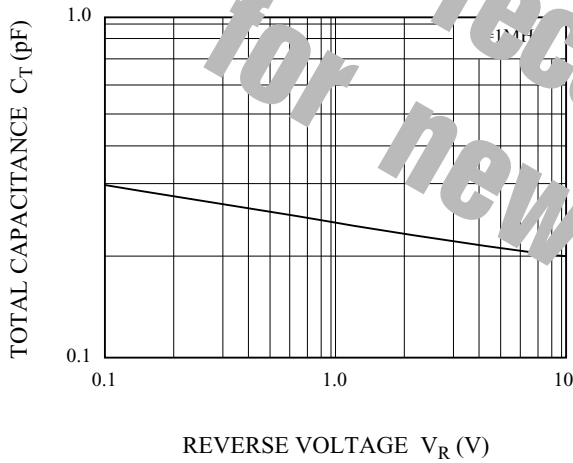
$I_F - V_F$



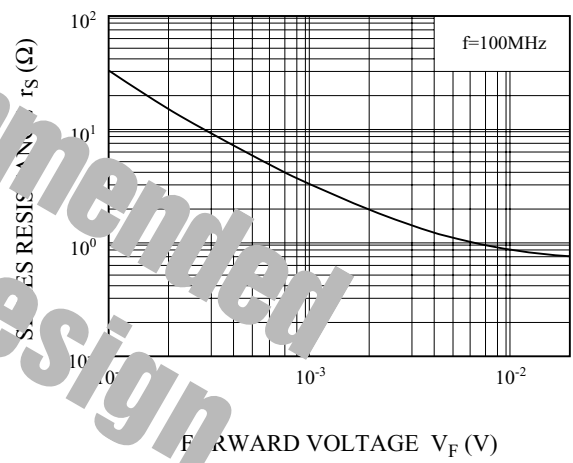
$I_R - V_R$



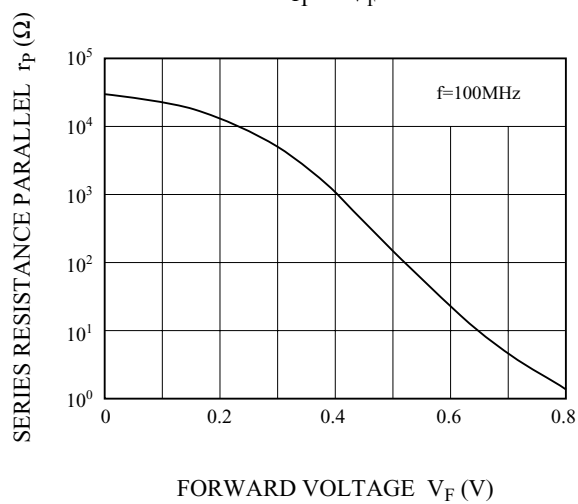
$C_T - V_R$



$r_s - I_F$



$r_p - V_F$



Not recommended for new design