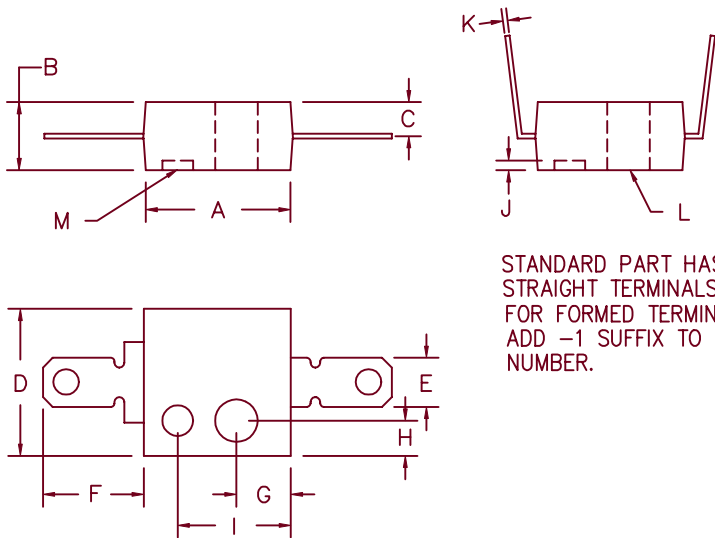


# Quick Connect Rectifier KP248 — KP1048



STANDARD PART HAS STRAIGHT TERMINALS. FOR FORMED TERMINALS, ADD -1 SUFFIX TO PART NUMBER.

Dim.	Inches		Millimeter		Notes
	Minimum	Maximum	Minimum	Maximum	
A	.615	.635	15.62	16.13	
B	.275	.285	6.99	7.24	
C	.137	.143	3.48	3.63	
D	.615	.635	15.62	16.13	
E	.245	.255	6.22	6.48	
F	.490	.510	12.45	12.95	
G	.245	.255	6.22	6.48	
H	.157	.167	3.99	4.24	
I	.455	.465	11.56	11.81	
J	.057	.067	1.45	1.70	
K	.028	.032	0.71	0.81	
L		.169		4.29	Dia.
M		.125		3.18	Dia.

Microsemi Catalog Number

KP248  
KP448  
KP648  
KP848  
KP1048

Peak Reverse Voltage

200V  
400V  
600V  
800V  
1000V

- Rugged Construction
- Glass Passivated Die
- Convenient Mounting
- Quick Connect 1/4" Tabs
- RRM to 1000V

## Electrical Characteristics

Average Forward Current  
Average Forward Current  
Maximum Surge Current  
Max.  $I^2t$  For Fusing  
Max. Peak Forward Voltage  
Max. Peak Reverse Current

$I_F(AV)$  5 Amps  
 $I_F(AV)$  8 Amps  
 $I_{FSM}$  225 Amps  
 $I^2t$  210 A<sup>2</sup>s  
 $V_{FM}$  1.0 Volts  
 $I_{RM}$  5  $\mu$ A

$T_A = 50^\circ\text{C}$ , Natural Convection  
 $T_A = 50^\circ\text{C}$ , 200 LFM Forced Air Convection  
8.3ms, half sine  
 $I_{FM} = 6.0\text{A}$ ,  $T_J = 25^\circ\text{C}^*$   
 $V_{RRM}$ ,  $T_J = 25^\circ\text{C}$

\*Pulse test: Pulse width 300  $\mu$ sec Duty cycle 2%

## Thermal and Mechanical Characteristics

Storage temp range  
Operating junction temp range  
Weight

$T_{STG}$   
 $T_J$

$-55^\circ\text{C}$  to  $175^\circ\text{C}$   
 $-55^\circ\text{C}$  to  $175^\circ\text{C}$   
.15 ounces (4.8 grams) typical



800 Hoyt Street  
Broomfield, CO. 80020  
PH: (303) 469-2161  
FAX: (303) 466-3775  
www.microsemi.com

3-5-01 Rev. IR

# KP248 — KP1048

Figure 1  
Typical Forward Characteristics

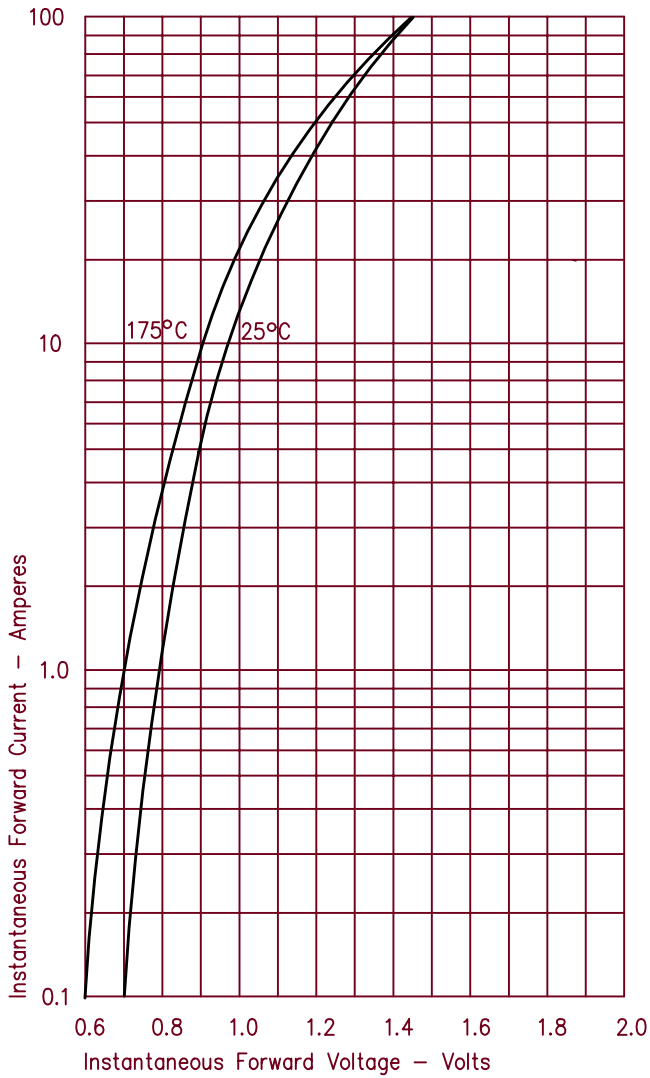


Figure 3  
Forward Current Derating

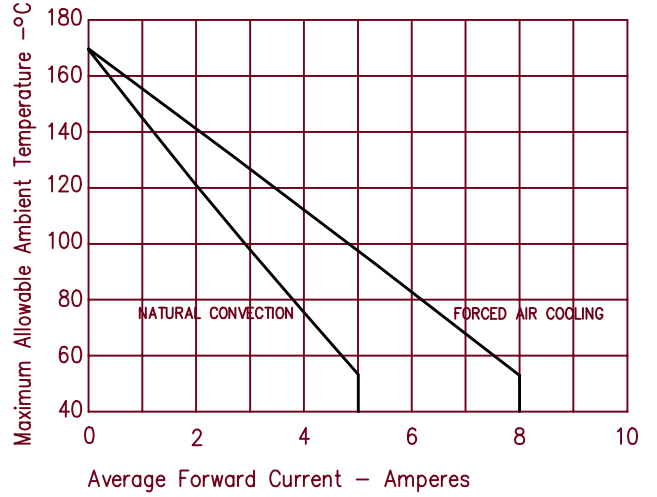


Figure 2  
Typical Reverse Characteristics

