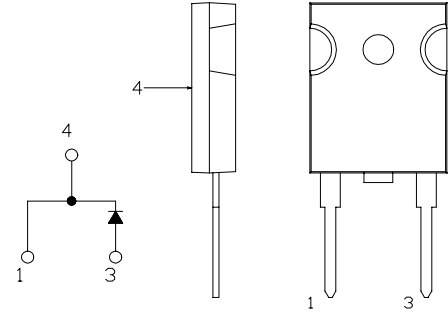


# SBD Type : KSH15A10

OUTLINE DRAWING

### FEATURES

- \* Similar to TO-247AC(TO-3P)Case
- \* Low Forward Voltage Drop
- \* Low Power Loss,High Efficiency
- \* High Surge Current Capability
- \* Tj=150°C operation



### Maximum Ratings

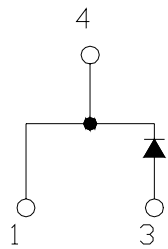
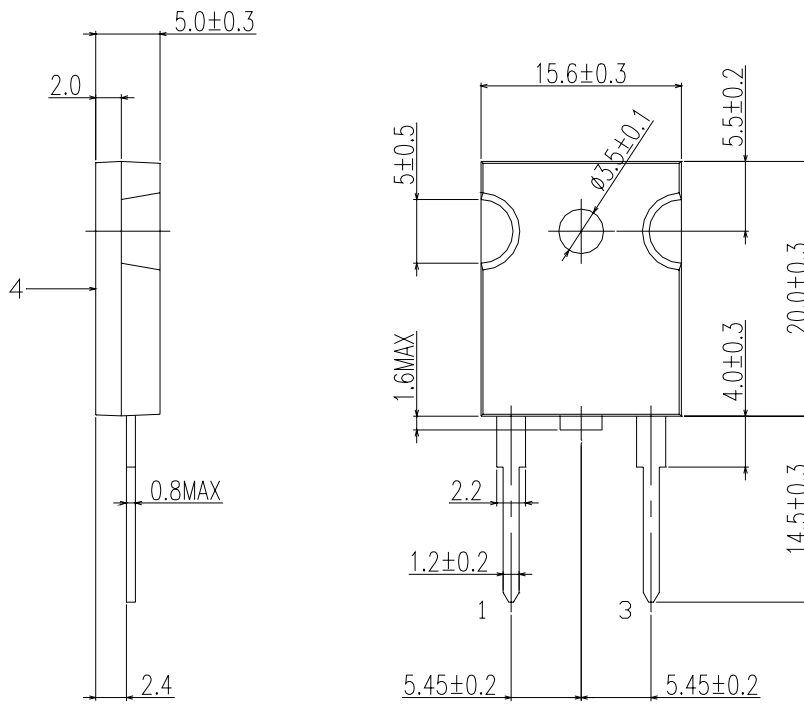
Approx Net Weight: 5.5g

Rating	Symbol	KSH15A10			Unit
Repetitive Peak Reverse Voltage	$V_{RRM}$	100			V
Average Rectified Output Current	$I_O$	15	$T_c=120^\circ\text{C}$	50 Hz half Sine Wave Resistive Load	A
RMS Forward Current	$I_{F(RMS)}$	23.5			A
Surge Forward Current	$I_{FSM}$	250	50Hz Half Sine Wave ,1cycle Non-repetitive		A
Operating JunctionTemperature Range	$T_{jw}$	-40 to +150			°C
Storage Temperature Range	$T_{stg}$	-40 to +150			°C
Mounting torque	$F_{tor}$	recommended torque = 0.5			N•m

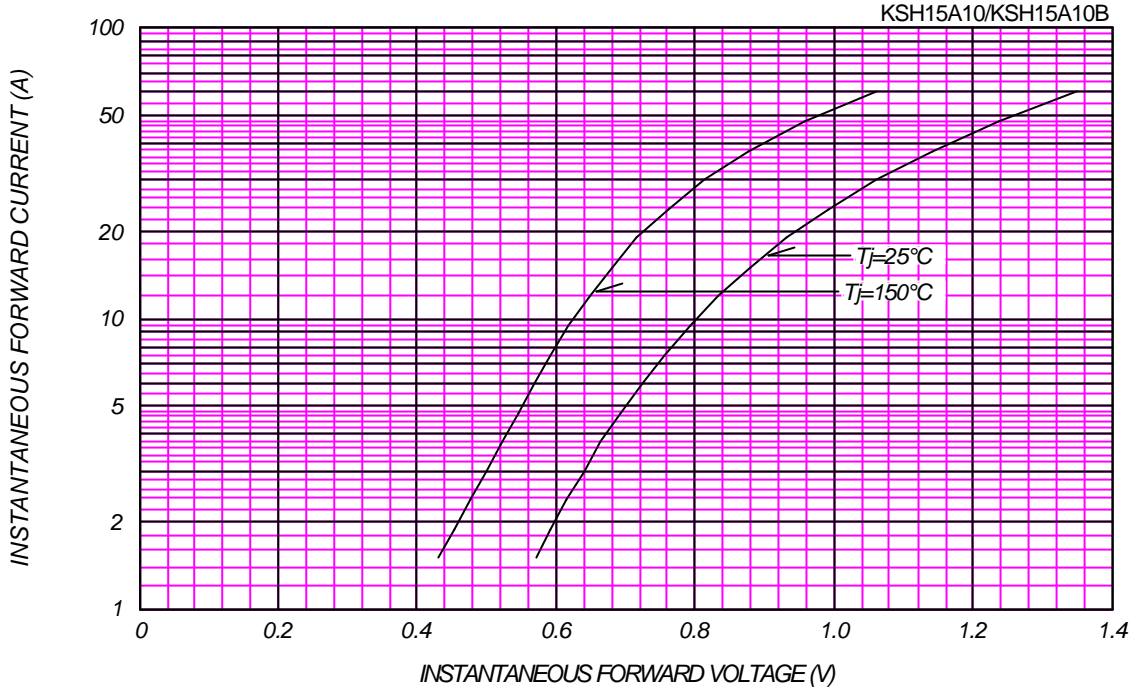
### Electrical • Thermal Characteristics

Characteristics	Symbol	Conditions	Min.	Typ.	Max.	Unit
Peak Reverse Current	$I_{RM}$	$T_j= 25^\circ\text{C}, V_{RM}= V_{RRM}$	-	-	2.0	mA
Peak Forward Voltage	$V_{FM}$	$T_j= 25^\circ\text{C}, I_{FM}= 15 \text{ A}$	-	-	0.88	V
Thermal Resistance	Junction to Case	$R_{th(j-c)}$ Junction to Case	-	-	2.0	°C/W

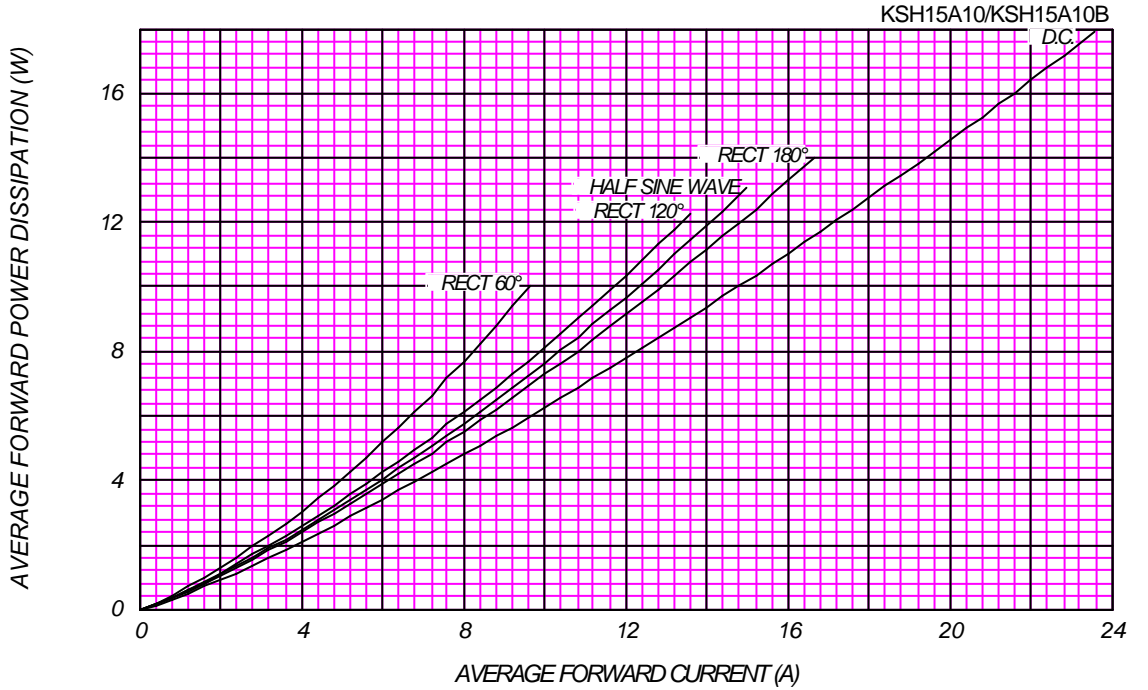
KSH15A10 OUTLINE DRAWING (Dimension in mm)



FORWARD CURRENT VS. VOLTAGE



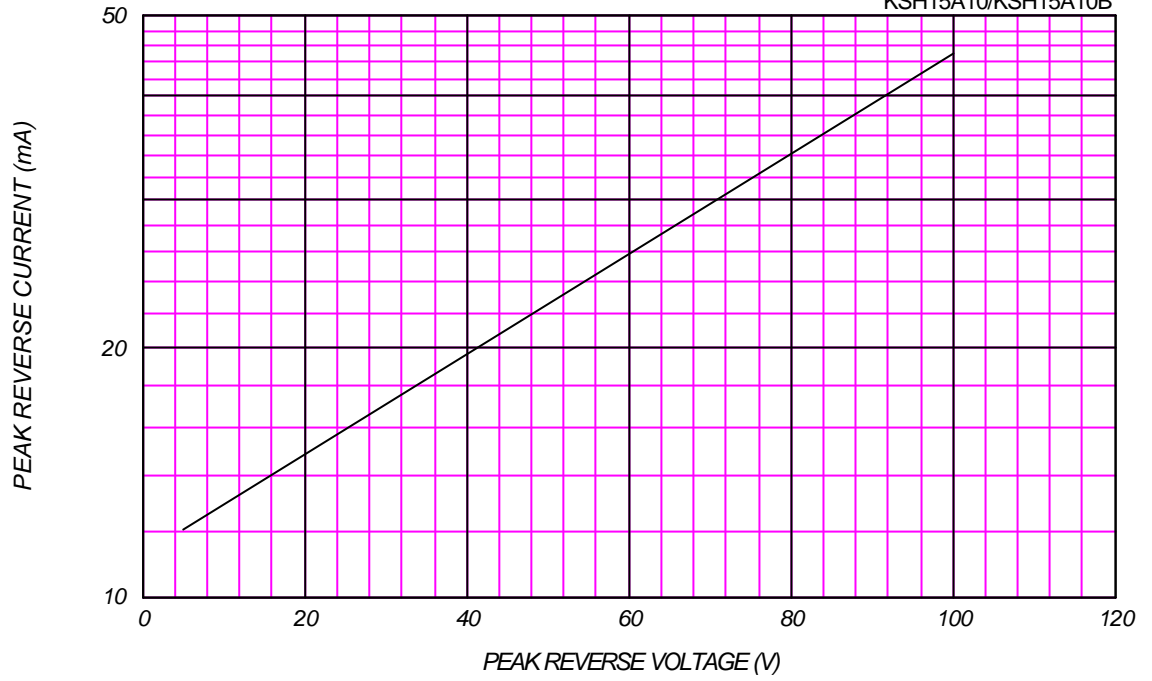
AVERAGE FORWARD POWER DISSIPATION



PEAK REVERSE CURRENT VS. PEAK REVERSE VOLTAGE

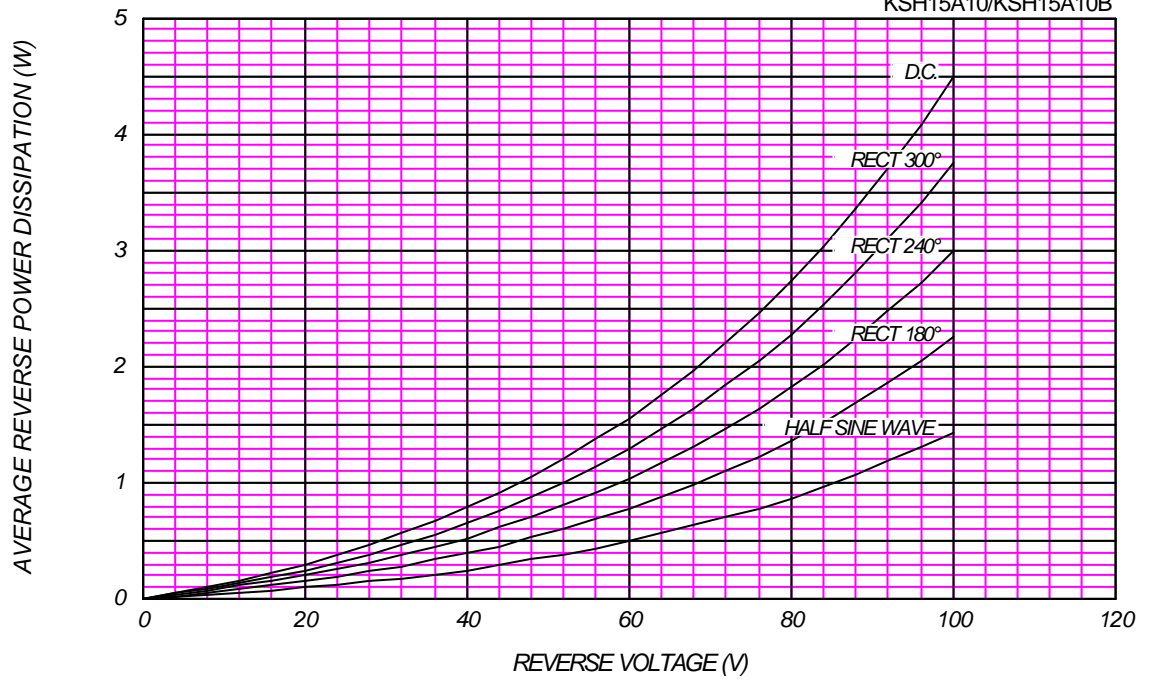
T<sub>j</sub> = 150 °C

KSH15A10/KSH15A10B



AVERAGE REVERSE POWER DISSIPATION

KSH15A10/KSH15A10B

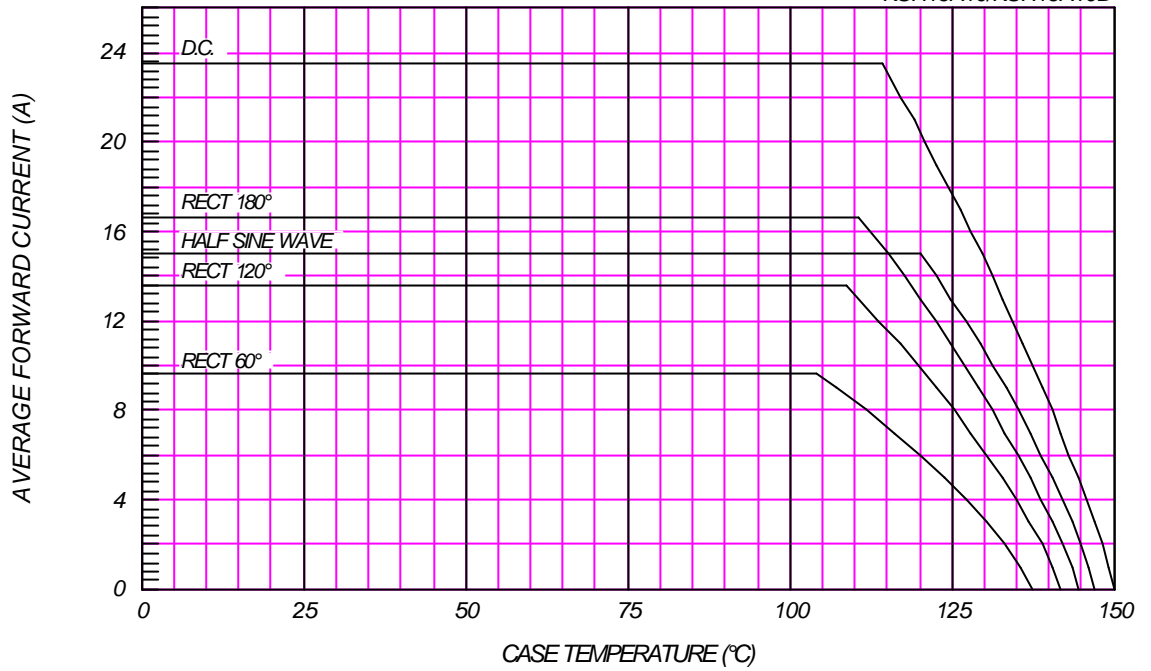




### AVERAGE FORWARD CURRENT VS. CASE TEMPERATURE

$V_{RM} = 100V$

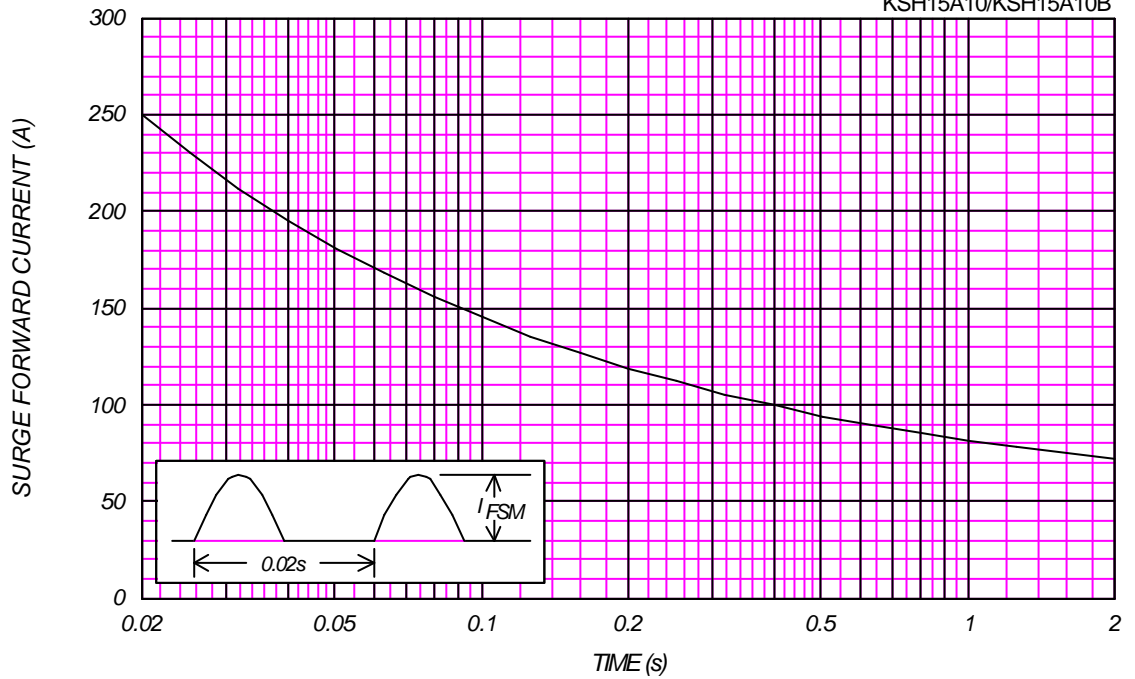
KSH15A10/KSH15A10B



### SURGE CURRENT RATINGS

$f=50Hz$ , Sine Wave, Non-Repetitive, No Load

KSH15A10/KSH15A10B



JUNCTION CAPACITANCE VS. REVERSE VOLTAGE

$T_j=25^\circ\text{C}$ ,  $V_m=20\text{mV}_{\text{RMS}}$ ,  $f=100\text{kHz}$ , Typical Value

KSH15A10/KSH15A10B

