

L934SRC/x SUPER BRIGHT RED
 L934SRD/x SUPER BRIGHT RED
 L934SGx SUPER BRIGHT GREEN

Features

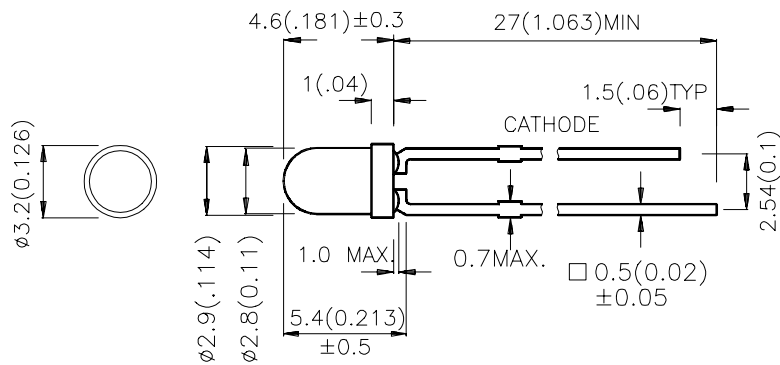
- ULTRA BRIGHTNESS.
- BOTH DIFFUSED AND WATER CLEAR LENS ARE AVAILABLE.
- OUTSTANDING MATERIAL EFFICIENCY.
- RELIABLE AND RUGGED.
- IC COMPATIBLE/LOW CURRENT CAPABILITY.

Description

The Super Bright Red source color devices are made with Gallium Aluminum Arsenide Red Light Emitting Diode.

The Super Bright Green source color devices are made with Gallium Phosphide Green Light Emitting Diode.

Package Dimensions



Notes:

1. All dimensions are in millimeters (inches).
2. Tolerance is $\pm 0.25(0.01)$ unless otherwise noted.
3. Lead spacing is measured where the lead emerge package.
4. Specifications are subject to change without notice.

Selection Guide

Part No.	Dice	Lens Type	Iv (mcd) @ 20 mA		Viewing Angle
			Min.	Typ.	2θ1/2
L934SGC	SUPER BRIGHT GREEN(GaP)	WATER CLEAR	80	150	50°
L934SGD		GREEN DIFFUSED	20	40	60°
L934SRC/D	SUPER BRIGHT RED (GaAlAs)	WATER CLEAR	500	600	50°
L934SRC/E			700	900	
L934SRC/F			1000	1100	
L934SRC/G			1200	1300	
L934SRC/H			1400	1700	
L934SRC/J			1800	2300	
L934SRD/D			SUPER BRIGHT RED (GaAlAs)	RED DIFFUSED	
L934SRD/E	200	250			
L934SRDF	300	350			
L934SRD/G	400	500			
L934SRD/H	600	900			
L934SRD/J	1000	1200			

Note:

1. θ1/2 is the angle from optical centerline where the luminous intensity is 1/2 the optical centerline value.

Electrical / Optical Characteristics at T_A=25°C

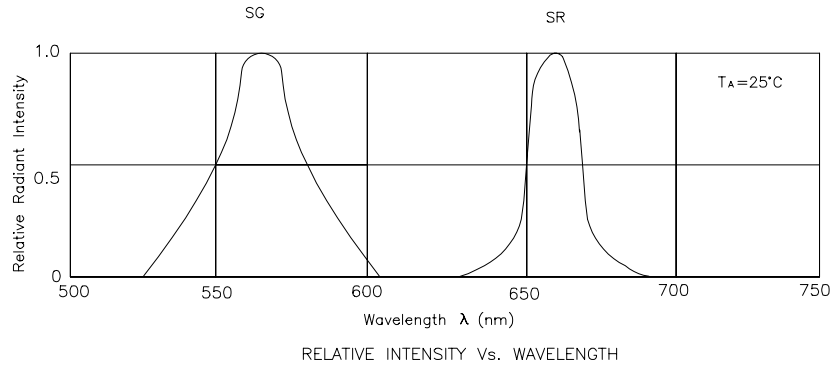
Symbol	Parameter	Device	Typ.	Max.	Units	Test Conditions
λ _{peak}	Peak Wavelength	Super Bright Red Super Bright Green	660 565		nm	IF=20mA
λ _D	Dominate Wavelength	Super Bright Red Super Bright Green	640 568		nm	IF=20mA
Δλ _{1/2}	Spectral Line Halfwidth	Super Bright Red Super Bright Green	20 30		nm	IF=20mA
C	Capacitance	Super Bright Red Super Bright Green	45 15		pF	VF=0V;f=1MHz
V _F	Forward Voltage	Super Bright Red Super Bright Green	1.85 2.2	2.5 2.5	V	IF=20mA
I _R	Reverse Current	All		10	uA	VR = 5V

Absolute Maximum Ratings at $T_A=25^\circ\text{C}$

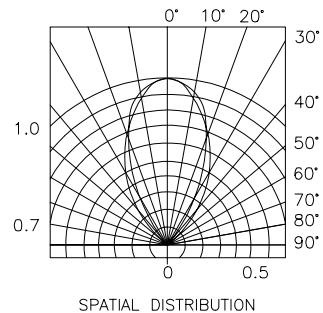
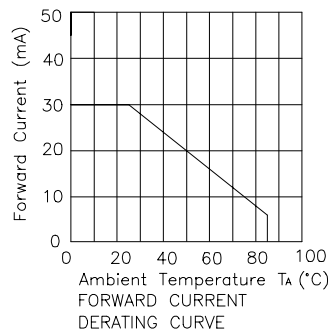
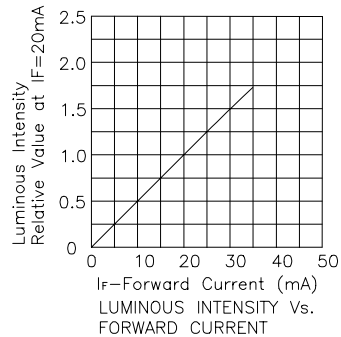
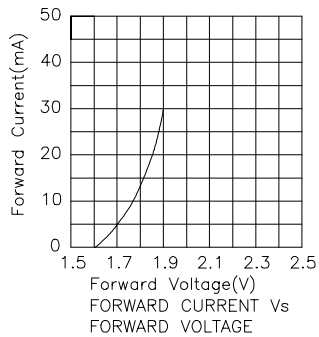
Parameter	Super Bright Red	Super Bright Green	Units
Power dissipation	100	105	mW
DC Forward Current	30	25	mA
Peak Forward Current [1]	155	140	mA
Reverse Voltage	5	5	V
Operating/Storage Temperature	-40°C To +85°C		
Lead Solder Temperature [2]	260°C For 5 Seconds		

Notes:

- 1/10 Duty Cycle, 0.1ms Pulse Width.
2. 4mm below package base.



Super Bright Red L934SRC/x,L934SRD/x



Super Bright Green L934SGC,L934SGD

