

# LA30QS Semiconductor Fuses

300 VAC ■ Very Fast-Acting ■ 35 – 4500 Amperes

**NEW**



Littelfuse's LA30QS series Semiconductor protection fuses are intended for the protection of Power Semiconductors such as Diodes, Phase Control SCR's and other Power Semiconductor devices. The LA30QS is recommended for new applications providing solutions for your critical protection needs at 300V and less semiconductors.

**Special Purpose Fuses**

## FEATURES

- **Low I<sup>2</sup>t** minimizes damage to protected components on short circuit.
- **Controlled arc voltage** reduces stress to circuit components during fuse clearing.
- **Choice of mounting types** provides options for unique termination requirements.
- **Indicator options** allow identification of blown fuses.
- **Superior DC capabilities.**

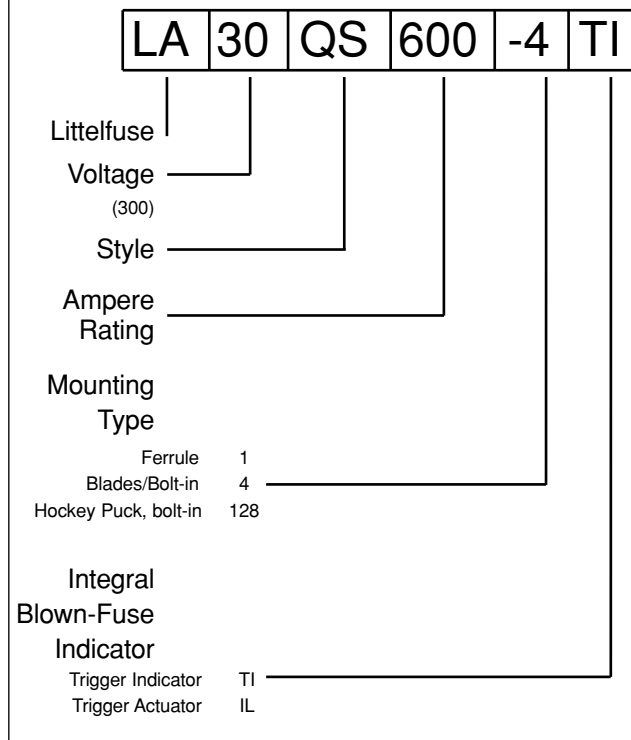
## APPLICATIONS

Protection of 300 volt heavy duty rectifiers and similar heavy duty power supplies.

## SPECIFICATIONS

- Voltage Rating:** AC: 300 volts  
DC: 300 volts
- Interrupting Rating:** 200,000 Amperes
- Ampere Range:** 35 – 4500 Amperes
- Approvals:** UL Recognized under the components program.

## ORDERING INFORMATION



**Note:** Mounting types and integral blown fuse indicators are optional for specified ratings.

Contact Littelfuse for characteristic curves.

# LA30QS Semiconductor Fuses

300 VAC ■ Very Fast-Acting ■ 35 – 4500 Amperes

## Catalog Numbers & Technical Data

Ampere Rating	Littelfuse Catalog Number	Mounting Type	Maximum Clearing I <sup>2</sup> t @300 VAC (A <sup>2</sup> S x 10 <sup>3</sup> )	Watts Loss @ Rated Current (W)
35	LA30QS35-4	4	0.9	6.4
40	LA30QS40-4	4	1.2	7
50	LA30QS50-4	4	2	9.9
60	LA30QS60-4	4	2.7	11.6
70	LA30QS70-4	4	1.6	11
80	LA30QS80-4	4	2.6	11
90	LA30QS90-4	4	3.2	13
100	LA30QS100-4	4	4.1	13
100	LA30QS100-4TI	4TI	4.1	13
125	LA30QS125-4	4	6.3	16
130	LA30QS130-4	4	6.3	16
150	LA30QS150-4	4	9.3	19
150	LA30QS150-4TI	4TI	9.3	19
175	LA30QS175-4	4	10	27
200	LA30QS200-4	4	15	30
200	LA30QS200-4TI	4TI	15	30
225	LA30QS225-4	4	22	33
250	LA30QS250-4	4	25	41
250	LA30QS250-4TI	4TI	25	41
300	LA30QS300-4	4	37	47
300	LA30QS300-4TI	4TI	37	47
350	LA30QS350-4	4	62	49
400	LA30QS400-4	4	83	56
400	LA30QS400-4IL	4IL	83	56
400	LA30QS400-4TI	4TI	83	56
450	LA30QS450-4	4	130	53

Ampere Rating	Littelfuse Catalog Number	Mounting Type	Maximum Clearing I <sup>2</sup> t @300 VAC (A <sup>2</sup> S x 10 <sup>3</sup> )	Watts Loss @ Rated Current (W)
500	LA30QS500-4	4	160	59
550	LA30QS550-4	4	190	65
600	LA30QS600-4	4	230	69
600	LA30QS600-4TI	4TI	230	69
600	LA30QS600-4IL	4IL	230	69
700	LA30QS700-4	4	260	90
700	LA30QS700-128	128	260	73
800	LA30QS800-4	4	330	108
800	LA30QS800-4IL	4IL	330	108
800	LA30QS800-128	128	330	84
1000	LA30QS1000-128	128	460	105
1000	LA30QS1000-128IL	128IL	460	105
1200	LA30QS1200-128	128	880	110
1500	LA30QS1500-128	128	1400	140
1500	LA30QS1500-128IL	128IL	1400	140
1600	LA30QS1600-128	128	1690	150
2000	LA30QS2000-128	128	2600	190
2000	LA30QS2000-128IL	128IL	2600	190
2500	LA30QS2500-128	128	4000	230
2500	LA30QS2500-128IL	128IL	4000	230
3000	LA30QS3000-128	128	4700	340
3500	LA30QS3500-128	128	6500	380
3500	LA30QS3500-128IL	128IL	6500	380
4000	LA30QS4000-128	128	8600	450
4500	LA30QS4500-128	128	11000	500

FIGURE 1

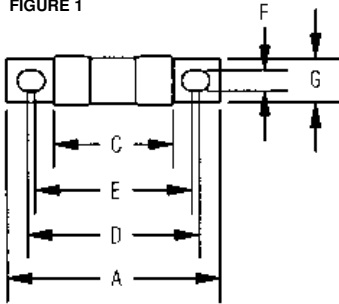


FIGURE 2

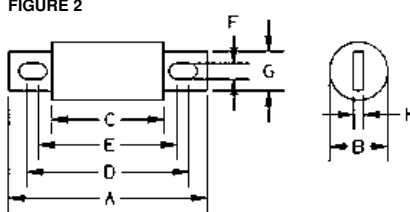


FIGURE 3

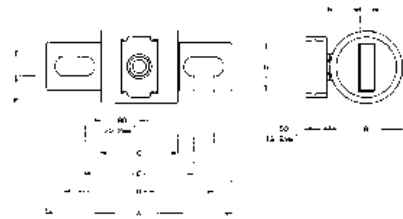


FIGURE 4

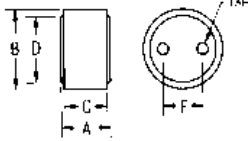


FIGURE 5

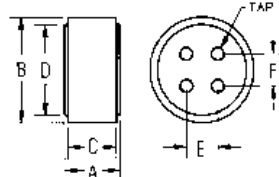


FIGURE 6



Special Purpose Fuses

## DIMENSIONS

Dimensions for reference only.

AMPERES	MOUNT. TYPE	FIG. NO.	DIMENSIONS IN INCHES (mm in parentheses)								Tap
			A	B	C	D	E	F	G	H	
35 – 60	4	1	3.19 (81.0)	.81 (20.6)	1.63 (41.4)	2.50 (63.5)	2.25 (57.5)	0.34 (8.6)	0.72 (18.3)	0.13 (3.3)	-
70 – 200	4	2	3.13 (79.5)	1.22 (31.0)	1.63 (41.4)	2.44 (62.0)	2.31 (58.7)	.31 (7.9)	1.00 (25.4)	.19 (4.8)	-
225 – 700	4, 4IL*	2, 3*	3.84 (97.5)	1.50 (38.1)	1.59 (40.1)	2.91 (73.9)	2.28 (57.9)	.41 (10.4)	1.00 (25.4)	.25 (6.4)	-
700 – 1200	128	4	2.59 (65.8)	3.00 (76.2)	2.34 (59.4)	2.50 (63.5)	1.50 (38.1)	-	-	-	3/8-24-1/2 deep
1500 – 2500	128, 128IL*	5, 6*	2.59 (65.8)	3.50 (88.9)	2.34 (59.4)	3.00 (76.2)	1.50 (38.1)	1.50 (38.1)	-	-	3/8-24-1/2 deep
3000 – 4500	128, 128IL*	5, 6*	2.59 (65.8)	4.50 (114)	2.34 (59.4)	3.75 (95.3)	1.50 (38.1)	1.50 (38.1)	-	-	1/2-20-1/2 deep

\* Optional Actuator (IL)