

SANYO

NO.1366D

LB1246**Active-Low Input Printer Driver**

The LB1246 is a 7-channel driver array with large current, low saturation output and contains a motor driver with brake circuit. It is suited for use in low active input, low voltage, large current driver applications.

Features

- Low active input type.
- Large current capacity (400mA) and low saturation output voltage (0.5V max at 400mA).
- Motor driver with spark killer.
- Input protecting diode.
- Especially suited for battery-operated printer drivers of various types.

Absolute Maximum Ratings at Ta = 25°C

				unit
Maximum Supply Voltage	V _{CC} max		-0.3 to +7.0	V
Output Supply Voltage	V _{OUT}		-0.3 to +10	V
Input Supply Voltage	V _{IN}	GND ≤ V _{IN}	V _{CC} - 7.0 to V _{CC} + 15	V
Output Current	I _{OUT}	Per unit	400	mA
Spark Killer Diode Forward Current	I _{FSM}	Pulse width ≤ 35ms duty 5%	400	mA
GND Pin Current	I _{GND}	Pulse width ≤ 35ms	3200	mA
Instantaneous Current	I _{CCP}	Pulse width ≤ 35ms duty 5%	400	mA
Allowable Power Dissipation	P _d max		1130	mW
Operating Temperature	T _{opr}		-20 to +75	°C
Storage Temperature	T _{stg}		-40 to +125	°C

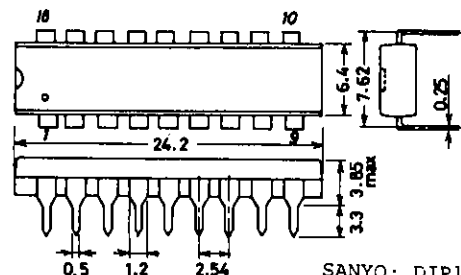
Allowable Operating Conditions at Ta = 25°C

				unit
Supply Voltage	V _{CC}		2.3 to 6.0	V
Input "H"-level Voltage	V _{IH}	GND ≤ V _{IN} , I _{OUT} = 200mA	V _{CC} - 6.0 to V _{CC} - 2.3	V
Input "L"-level Voltage	V _{IL}	I _{OUT} ≤ 100μA	V _{CC} - 0.7 to V _{CC} + 15	V

Electrical Characteristics at Ta = 25°C

			min	typ	max	unit
Output Voltage	V _{OUT1}	V _{CC} = 2.3V, V _{IN} = V _{CC} - 2.3V, I _{OUT} = 200mA			0.4	V
	V _{OUT2}	V _{CC} = 3.5V, V _{IN} = V _{CC} - 3.0V, I _{OUT} = 200mA			0.25	V
	V _{OUT3}	V _{CC} = 6.0V, V _{IN} = V _{CC} - 5.5V, I _{OUT} = 400mA			0.25	V

Continued on next page.

Package Dimensions 3007A-D18IC
(unit : mm)

SANYO: DIP18

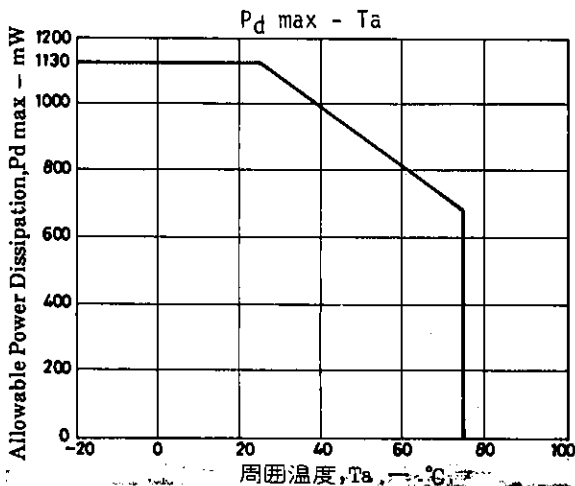
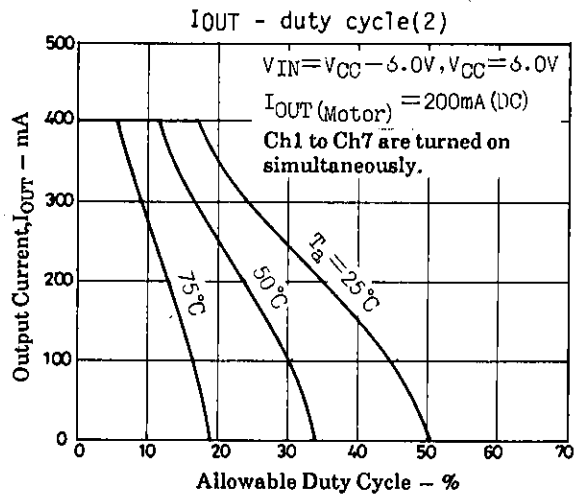
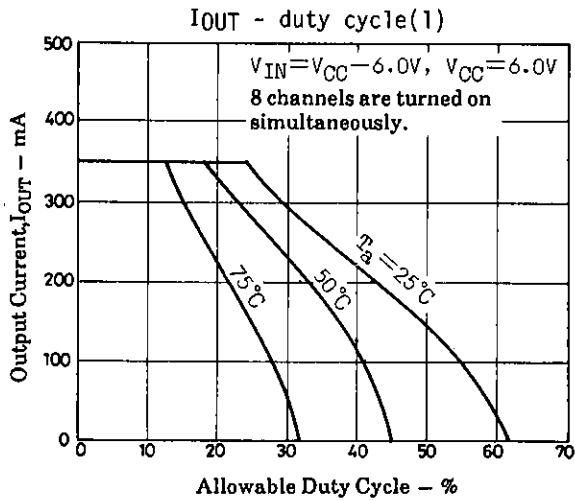
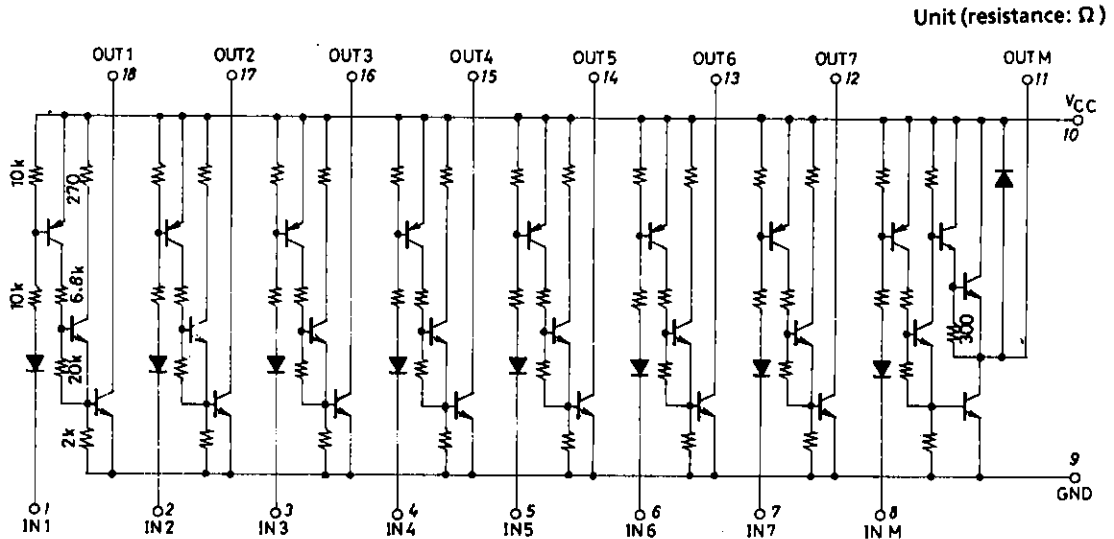
SANYO Electric Co., Ltd. Semiconductor Business Headquarters
TOKYO OFFICE Tokyo Bldg., 1-10, 1 Chome, Ueno, Taito-ku, TOKYO, 110 JAPAN

O3095YK/7049YT/7067KI/N224MW/9143KI, TS No.1366-1/3

Continued from preceding page.

			min	typ	max	unit
Output Sustain Voltage	$V_{O(SUS)}$	$I_{OUT} = 400\text{mA}$	10			V
Input Current	I_{IN}	$V_{CC} = 6.0\text{V}, V_{IN} = V_{CC} - 6.0\text{V}$	-1.0			mA
Supply Leakage Current	$I_{CC(OFF)}$	$V_{IN} = V_{CC} = 6.0\text{V}$			20	μA
Output Leakage Current	I_{OFF}	$V_{OUT} = V_{CC} = 6.0\text{V}, V_{IN} = V_{CC} = -0.7\text{V}$			100	μA
Spark Killer Diode Forward Voltage	$V_{F(S)}$	$I_{F(S)} = 400\text{mA}$			3.0	V

Equivalent Circuit



- No products described or contained herein are intended for use in surgical implants, life-support systems, aerospace equipment, nuclear power control systems, vehicles, disaster/crime-prevention equipment and the like, the failure of which may directly or indirectly cause injury, death or property loss.
- Anyone purchasing any products described or contained herein for an above-mentioned use shall:
 - ① Accept full responsibility and indemnify and defend SANYO ELECTRIC CO., LTD., its affiliates, subsidiaries and distributors and all their officers and employees, jointly and severally, against any and all claims and litigation and all damages, cost and expenses associated with such use:
 - ② Not impose any responsibility for any fault or negligence which may be cited in any such claim or litigation on SANYO ELECTRIC CO., LTD., its affiliates, subsidiaries and distributors or any of their officers and employees jointly or severally.
- Information (including circuit diagrams and circuit parameters) herein is for example only; it is not guaranteed for volume production. SANYO believes information herein is accurate and reliable, but no guarantees are made or implied regarding its use or any infringements of intellectual property rights or other rights of third parties.