



## LED1550-03

- Infrared light emitting diode
- 1550 nm, 2.5 mW
- High radiant intensity
- InGaAsP



### Description

**LED1550-03** is a InGaAsP based Light Emitting Diode emitting at 1550 nm with rated output power of 2.5 mW, mounted on a lead frame with a 5 mm clear epoxy resin

### Maximum Ratings

Parameter	Symbol	Values		Unit
		Min.	Max.	
Power Dissipation ( $T_A=25^\circ\text{C}$ )	$P_D$		120	mW
Forward Current ( $T_A=25^\circ\text{C}$ )	$I_F$		100	mA
Pulse Forward Current ( $T_A=25^\circ\text{C}$ )*	$I_{FP}$		1000	mA
Reverse Voltage ( $T_A=25^\circ\text{C}$ , $I_R=10\mu$ )	$V_R$		5	V
Operating Temperature	$T_{CASE}$	- 30	+ 85	$^\circ\text{C}$
Storage Temperature	$T_{STG}$	- 40	+ 100	$^\circ\text{C}$
Soldering Temperature*	$T_{SOLDER}$		265	$^\circ\text{C}$

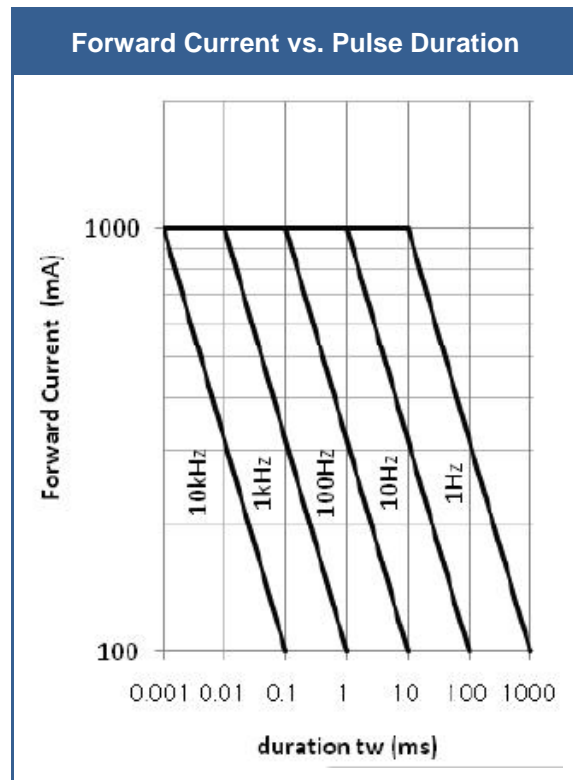
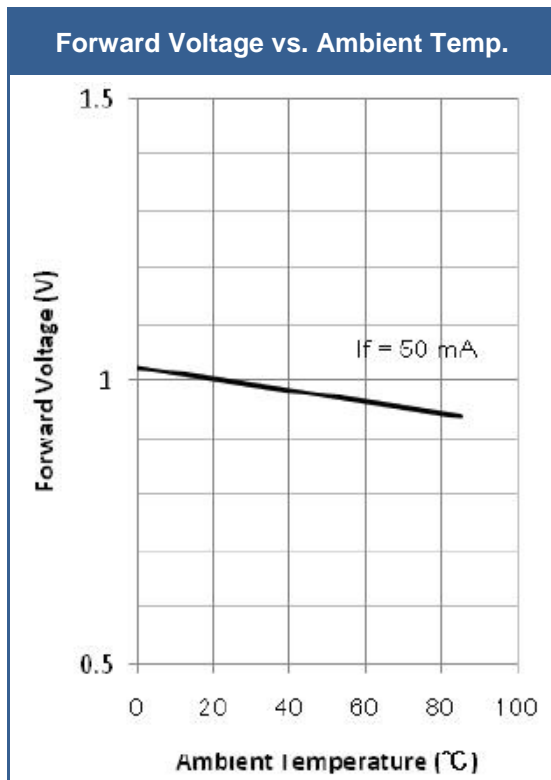
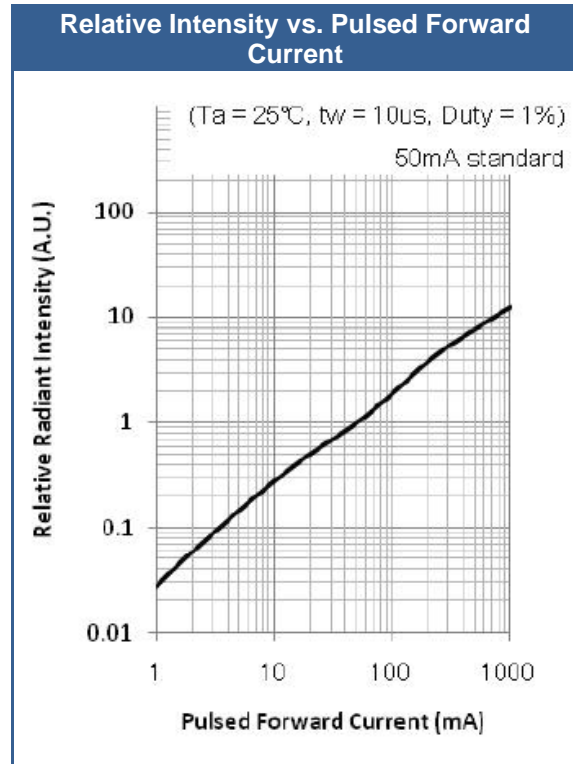
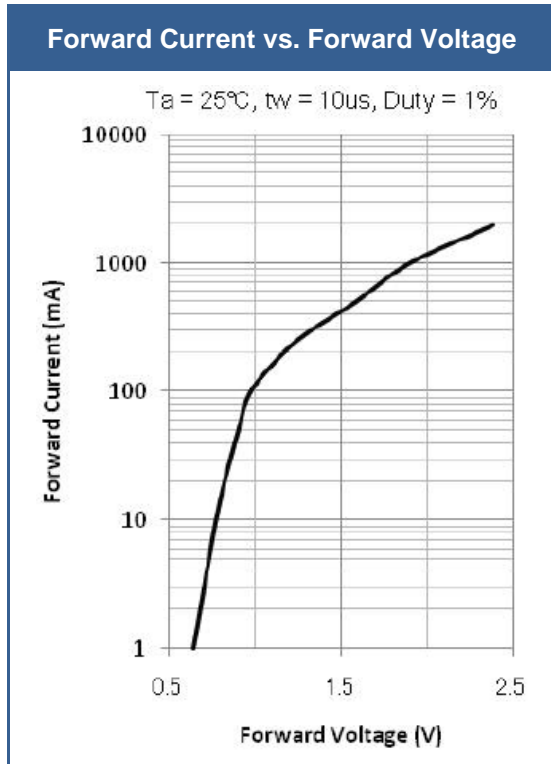
\* must be completed within 3 seconds at 265 $^\circ\text{C}$

### Electro-Optical Characteristics ( $T_{CASE} = 25^\circ\text{C}$ , $I_F = 50\text{ mA}$ )

Parameter	Symbol	Values			Unit
		Min.	Typ.	Max.	
Peak Wavelength	$\lambda_P$	1500	1550	1600	nm
Spectral Width (FWHM)	$\Delta\lambda$		100		nm
Radiated Power	$P_O$	1.3	2.5		mW
Radiated Intensity	$I_E$		18		mW/sr
Forward Voltage	$V_F$		0.9	1.5	V
Forward Current	$I_F$		50		mA
Reverse Current	$I_R$			10	$\mu\text{A}$
Viewing Half Angle	$\Theta_{1/2}$		$\pm 15$		deg.
Rise/Fall time	$t_R, t_F$		10/10		ns

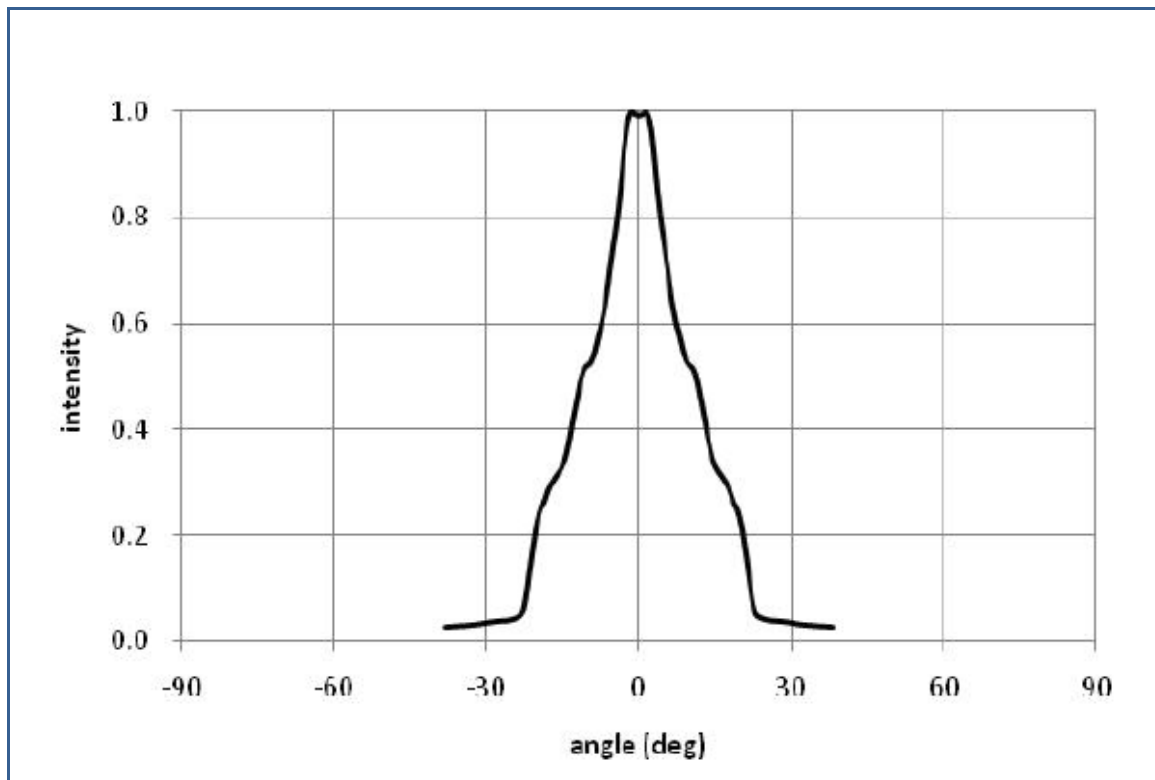
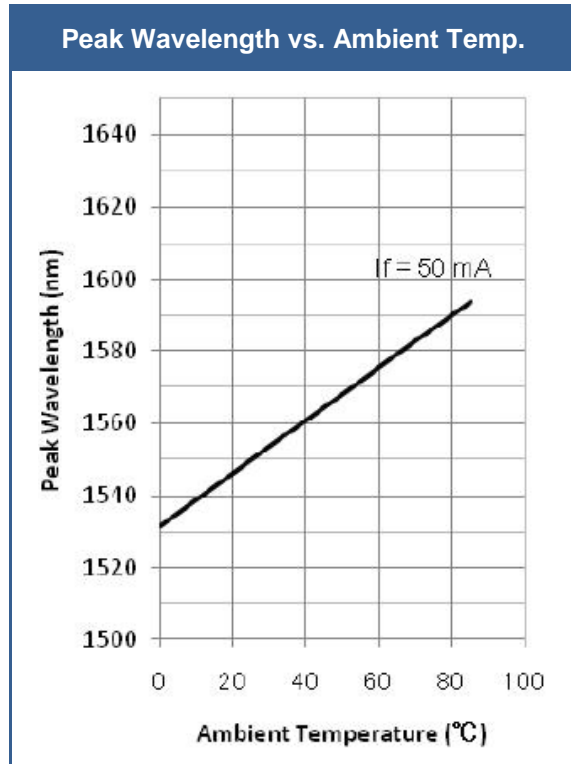
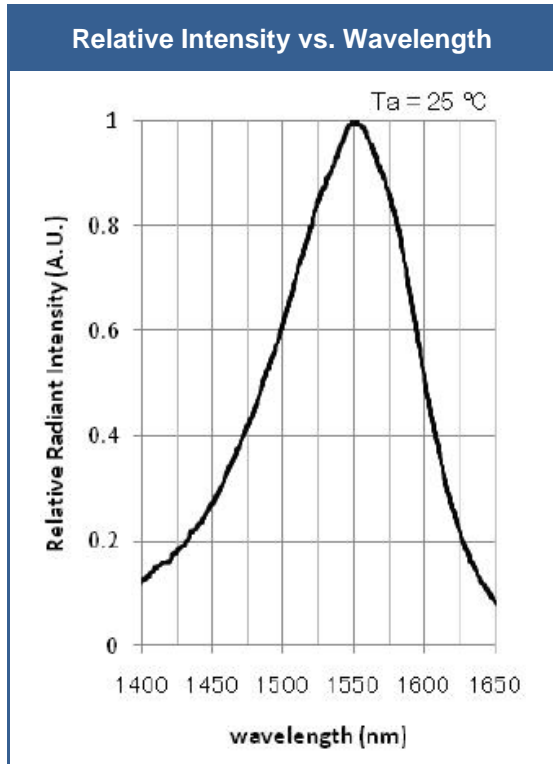


## Performance Characteristics



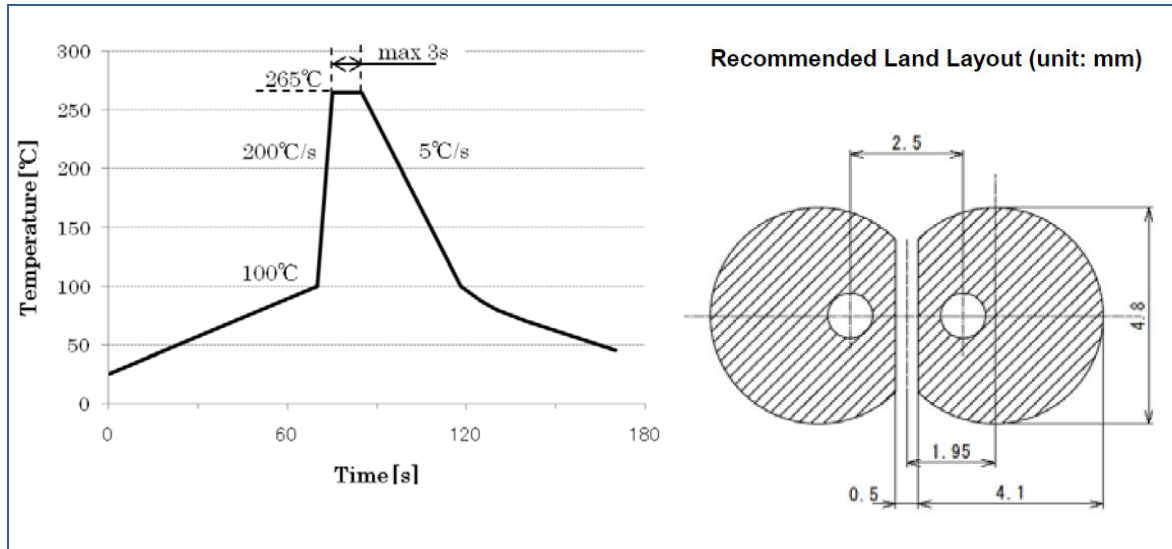


## Performance Characteristics



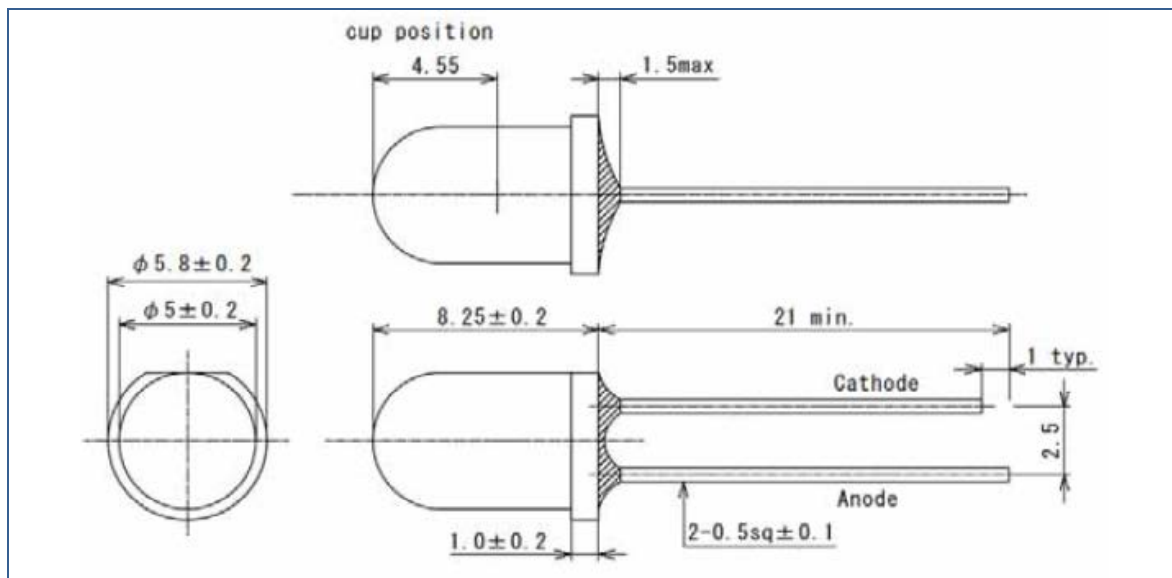


## Soldering



- Soldering must be completed within 3 seconds at a maximum temperature of 265°C

## Drawing



All dimensions in mm

© All Rights Reserved

The above specifications are for reference purpose only and subjected to change without prior notice