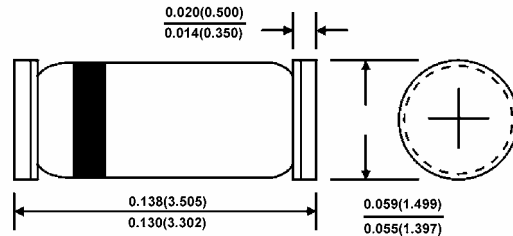




# LL4448 /LL4148/LL914B

## 500mW Hermetically Sealed Glass Fast Switching Diodes

### MINI MELF



Dimensions in inches and (millimeters)

### Features

- ✧ Fast switching device ( $T_{RR} < 4.0nS$ )
- ✧ LL-34( Mini-MELF) package
- ✧ Surface device type mounting
- ✧ Hermetically sealed glass
- ✧ Compression bonded construction
- ✧ All external surfaces are corrosion resistant and terminals are readily solderable
- ✧ RoHS compliant
- ✧ Matte Tin (Sn) lead finish
- ✧ Blue color band indicates negative polarity

### Maximum Ratings and Electrical Characteristics

Rating at 25°C ambient temperature unless otherwise specified.

#### Maximum Ratings

Type Number	Symbol	Value	Units
Power Dissipation	$P_d$	500	mW
Working Inverse Voltage	$W_{IV}$	75	V
Non-repetitive Peak Forward Current	$I_{FM}$	450	mA
Average Rectified Current	$I_o$	150	mA
Peak Forward Surge Current	$I_{FSURGE}$	2	A
Operating Junction Temperature	$T_J$	175	°C
Storage Temperature Range	$T_{STG}$	-65 to + 200	°C

#### Electrical Characteristics

Type Number	Symbol	Min	Max	Units
Breakdown Voltage IR=100uA IR=5uA	$B_V$	100 75		V
Forward Voltage LL4448, LL914B IF=5.0mA LL4148 IF= 10mA LL4448, LL914B IF =100mA	$V_F$	0.62	0.72 1.0 1.0	V
Reverse Leakage Current VR=20V VR=75V	$I_R$		25 5	nA uA
Junction Capacitance VR=0, f=1.0MHz	$C_j$	-	4.0	pF
Reverse Recovery Time (Note 1)	$t_{rr}$	-	4.0	nS

Notes: 1. Reverse Recovery Test Conditions:  $I_F=10mA$ ,  $V_R=6V$ ,  $R_L=100\Omega$ ,  $I_{RR}=1mA$

RATINGS AND CHARACTERISTIC CURVES (LL4448/LL4148/LL914B)

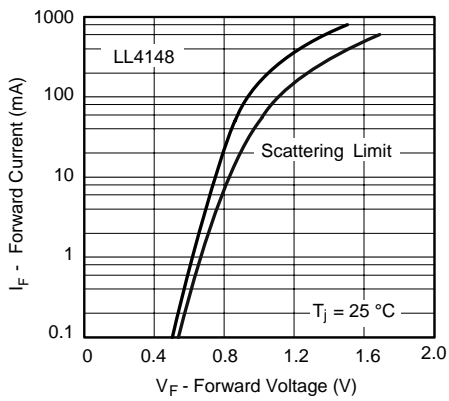


Figure 1. Forward Current vs. Forward Voltage

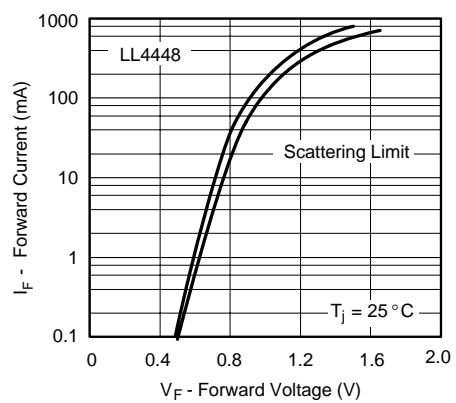


Figure 2. Forward Current vs. Forward Voltage

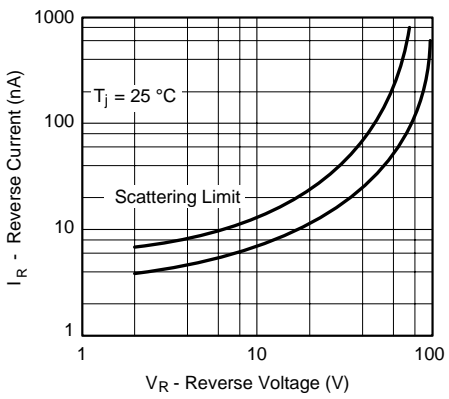


Figure 3. Reverse Current vs. Reverse Voltage

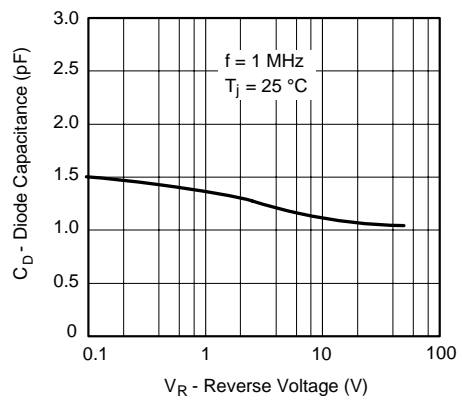


Figure 4. Diode Capacitance vs. Reverse Voltage