

LLB005 THRU LLB10

**SINGLE PHASE GLASS PASSIVATED
SURFACE MOUNT FLAT BRIDGE RECTIFIER**
VOLTAGE: 50 TO 1000V CURRENT: 1.0A

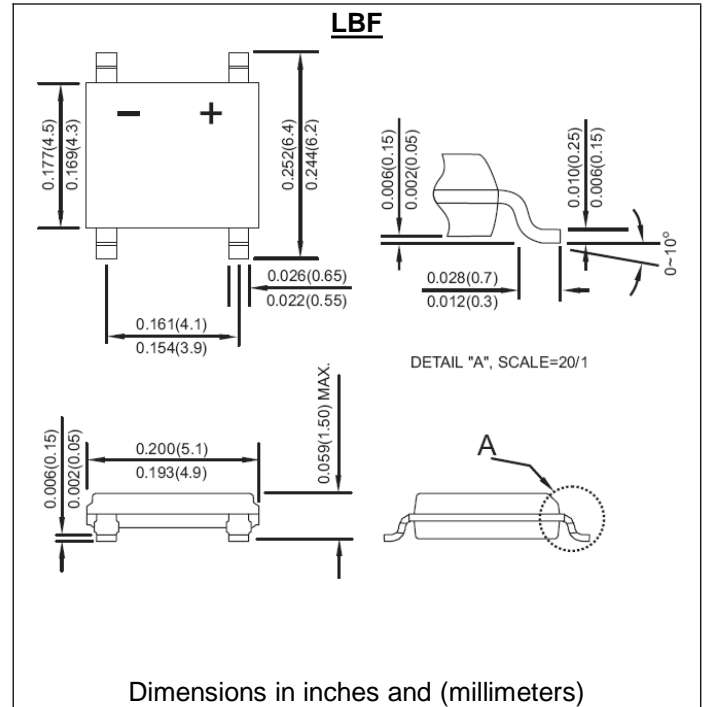


FEATURE

Ideal for printed circuit board
Glass passivated chip
Reliable low cost construction utilizing molded plastic technique
High surge current capability
Small size, simple installation
High temperature soldering guaranteed:
260°C/10 seconds/0.375" lead length at 5 lbs tension

MECHANICAL DATA

Terminal: Plated leads solderable per MIL-STD 202E, method 208C
Case: UL-94 Class V-0 recognized Flame Retardant Epoxy
Polarity: Polarity symbol marked on body



MAXIMUM RATINGS AND ELECTRICAL CHARACTERISTICS

(single-phase, half -wave, 60HZ, resistive or inductive load rating at 25°C, unless otherwise stated, for capacitive load, derate current by 20%)

	Symbol	LLB 005	LLB 01	LLB 02	LLB 04	LLB 06	LLB 08	LLB 10	Units
Maximum Recurrent Peak Reverse Voltage	V _{rrm}	50	100	200	400	600	800	1000	V
Maximum RMS Voltage	V _{rms}	35	70	140	280	420	560	700	V
Maximum DC blocking Voltage	V _{DC}	50	100	200	400	600	800	1000	V
Maximum Average Forward Rectified Current on aluminum substrate on glass-epoxy P.C.B.	I _{f(av)}					1.0 0.8			A
Peak Forward Surge Current 8.3ms single half sine-wave superimposed on rated load	I _{fsm}					30.0			A
Maximum Instantaneous Forward Voltage at forward current 0.4A	V _f					0.95			V
Maximum DC Reverse Current at rated DC blocking voltage	I _r					5.0 100.0			μA
Typical Thermal resistance junction to lead on aluminum substrate on glass-epoxy P.C.B.	R _{th(jl)} R _{th(ja)}					25 62.5 80			°C/W
Storage and Operating Junction Temperature Range	T _{stg} , T _j					-55 to +150			°C
Note:									

RATINGS AND CHARACTERISTIC CURVES LLB005 THRU LLB10

FIG.1- MAXIMUM FORWARD CURRENT DERATING CURVE

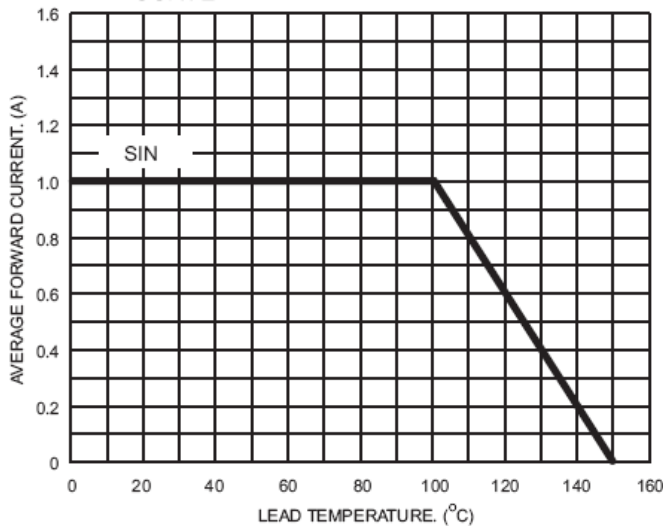


FIG.2- TYPICAL FORWARD CHARACTERISTICS

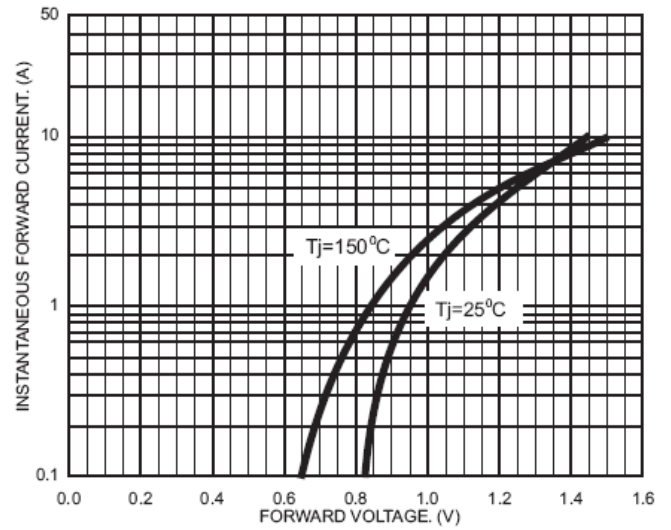


FIG.3- MAXIMUM FORWARD CURRENT DERATING CURVE

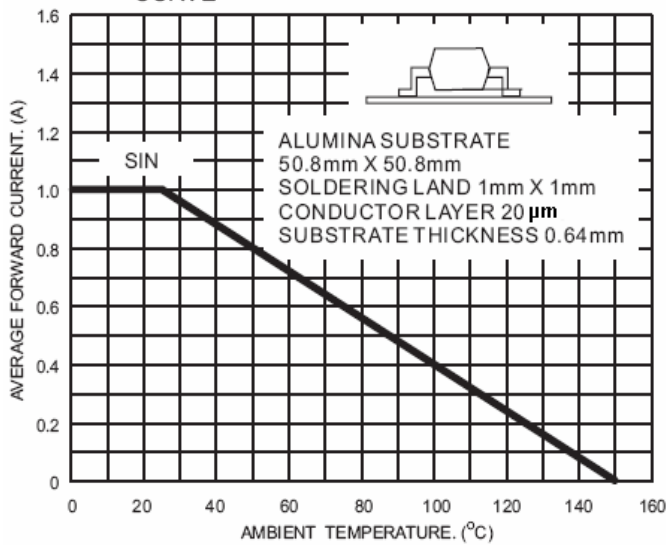


FIG.4- FORWARD POWER DISSIPATION

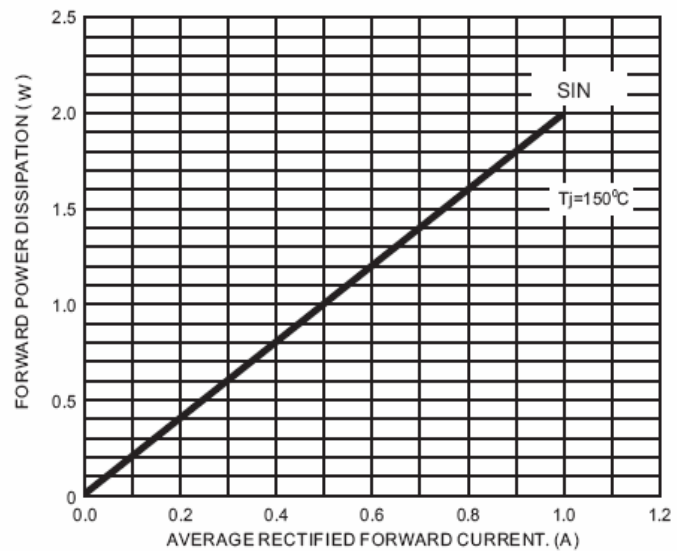


FIG.5- MAXIMUM NON-REPETITIVE FORWARD SURGE CURRENT

