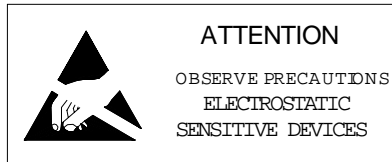




COTCO LUMINANT DEVICE (HUIZHOU) LTD

Part #: LO481MBL4-B0P

Product Description: Blue 110° oval LED lamp with tinted diffused lens and stand offs.



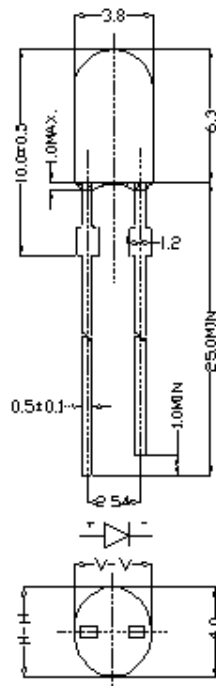
Resin: Epoxy

Lens Color: Tinted Diffused

Lead Frame: Ag Plating Iron Alloy

Dice: InGaN/SiC

DIMENSION DRAWING



- NOTES: 1. ALL DIMENSIONS ARE IN mm TOLERANCE IS ±0.25mm UNLESS OTHERWISE NOTED.
 2. AN EPOXY MENISCUS MAY EXTEND ABOUT 1.0mm DOWN THE LEADS.
 3. BURR AROUND BOTTOM OF EPOXY MAY BE 0.5 mm MAX.

COTCO-D-074 REV.0

1/3

Pricing and Delivery Information Contact:

Marktech Optoelectronics*

120 Broadway, Menands, NY 12204
 Phone: 800.984.5337 FAX: 518.432.7454
 Web Site: www.marktechopto.com

*Marktech is the exclusive North American Technical Sales and Marketing office for COTCO LED products

SPECIFICATION

Absolute Maximum Rating (T_a = 25°C)

| Items | Symbol | Absolute maximum Rating | Unit |
|---|------------------|--|------|
| Forward Current | I _F | 25 | mA |
| Peak Forward Current pulse width ≤ 0.1msec duty ≤ 1/10 | I _{FP} | 100 | mA |
| Reverse Voltage | V _R | 5 | V |
| Power Dissipation | P _D | 120 | mW |
| Operation Temperature | T _{opr} | -20 ~ +75 | °C |
| Storage Temperature | T _{stg} | -30 ~ +80 | °C |
| Lead Soldering Temperature | T _{sol} | 260°C for 3 sec (3mm from the base of the epoxy bulb) | |

Initial Electrical/Optical Characteristics (T_a = 25°C)

| Items | Symbol | Condition | Min. | Typ. | Max. | Unit |
|--------------------|----------------|-----------------------|------|------|------|------|
| Forward Voltage | V _F | I _F = 20mA | 3.2 | 3.6 | 4.2 | V |
| Reverse Current | I _R | V _R = 5V | --- | --- | 100 | μA |
| Wavelength | λ _D | I _F = 20mA | 460 | 470 | 480 | nm |
| Luminous Intensity | I _v | I _F = 20mA | 37.2 | 70 | --- | mcd |
| 50% Power Angle | 2θ ½ H-H | I _F = 20mA | --- | 110 | --- | deg |
| | 2θ ½ V-V | I _F = 20mA | --- | 60 | --- | deg |

Luminous Intensity Combination

| Rank | H | J | K | L |
|--|-------------|-------------|--------------|-------------|
| Luminous Intensity (I _f =20mA) | 37.2-52 mcd | 52-72.8 mcd | 72.8-102 mcd | 102-145 mcd |

*One normal delivery will include all ranks listed above.

The quantity ratio of the ranks is decided by COTCO.

Upper and lower tolerance limit of the Luminous flux ±15%

COTCO-D-074 REV.0

Pricing and Delivery Information Contact:

2/3

Marktech Optoelectronics*

120 Broadway, Menands, NY 12204
 Phone: 800.984.5337 FAX: 518.432.7454
 Web Site: www.marktechopto.com

*Marktech is the exclusive North American Technical Sales and Marketing office for COTCO LED products

GRAPHS

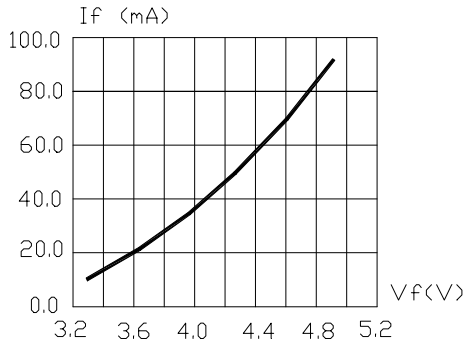


FIG.1 FORWARD CURRENT VS. FORWARD VOLTAGE.

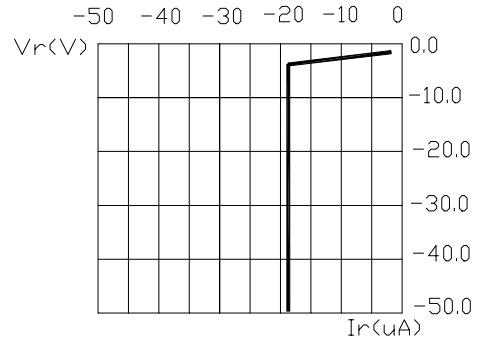


FIG.2 REVERSE CURRENT VS. REVERSE VOLTAGE.

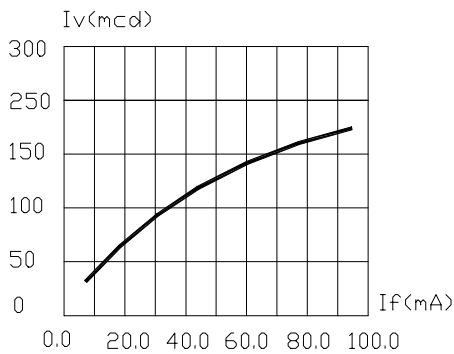


FIG.3 RELATIVE LUMINOUS INTENSITY VS. FORWARD CURRENT.

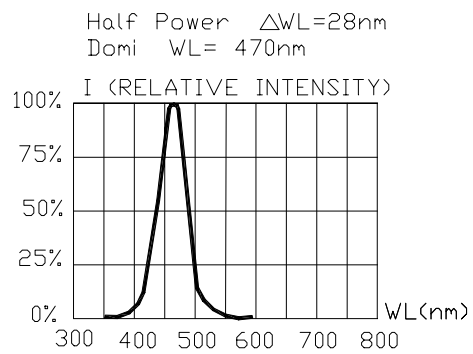


FIG.4 RELATIVE INTENSITY VS. WAVE LENGTH.

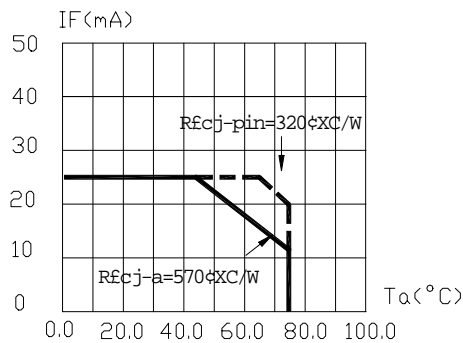


FIG.5 MAXIMUM FORWARD DC CURRENT VS TEMPERATURE. DERATING BASED ON Tjmax=95°C

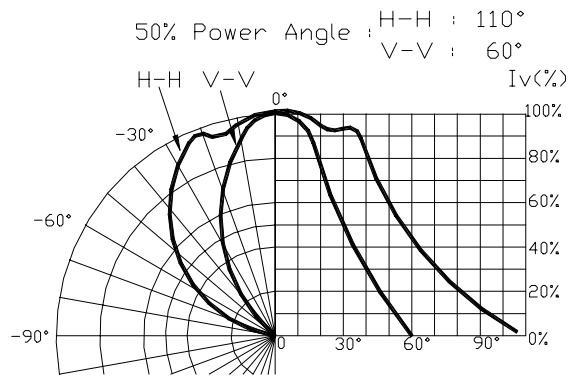


FIG.6 SPATIAL DISTRIBUTION.

- 1.Cathode PAD Area (0.18 × 0.18inch²)
- 2.Height above nominal seating plane in inches(0.3inch)

Pricing and Delivery Information Contact:

Marktech Optoelectronics*
 120 Broadway, Menands, NY 12204
 Phone: 800.984.5337 FAX: 518.432.7454
 Web Site: www.marktechopto.com

*Marktech is the exclusive North American Technical Sales and Marketing office for COTCO LED products