


Shielded Power Inductors - LPS3008



- Very low DCR; excellent current handling
- Only 0.8 mm tall; 3.0 × 3.0 mm footprint

Core material Ferrite

Core and winding loss See www.coilcraft.com/coreloss

Environmental RoHS compliant, halogen free

Terminations RoHS compliant matte tin over nickel over silver. Other terminations available at additional cost.

Weight 22 – 25 mg

Ambient temperature –40°C to +85°C with (40°C rise) Irms current.

Maximum part temperature +125°C (ambient + temp rise). [Derating](#).

Storage temperature Component: –40°C to +125°C.

Tape and reel packaging: –40°C to +80°C

Resistance to soldering heat Max three 40 second reflows at +260°C, parts cooled to room temperature between cycles

Moisture Sensitivity Level (MSL) 1 (unlimited floor life at <30°C / 85% relative humidity)

Failures in Time (FIT) / Mean Time Between Failures (MTBF)

38 per billion hours / 26,315,789 hours, calculated per Telcordia SR-332

Packaging 1000/7" reel; 3500/13" reel; Plastic tape: 12 mm wide, 0.23 mm thick, 8 mm pocket spacing, 1.37 mm pocket depth

Recommended pick and place nozzle OD: 3 mm; ID: ≤ 1.5 mm

PCB washing Tested to MIL-STD-202 Method 215 plus an additional aqueous wash. See [Doc787_PCB_Washing.pdf](#).

Part number ¹	Inductance ² ±20% (µH)	DCR max ³ (Ohms)	SRF typ ⁴ (MHz)	Isat (A) ⁵			Irms (A) ⁶	
				10% drop	20% drop	30% drop	20°C rise	40°C rise
LPS3008-561MR_	0.56	0.072	330	1.8	2.0	2.1	1.4	2.0
LPS3008-801MR_	0.80	0.092	255	1.6	1.7	1.8	1.1	1.6
LPS3008-102MR_	1.0	0.125	220	1.3	1.4	1.5	0.90	1.3
LPS3008-152MR_	1.5	0.134	170	1.1	1.3	1.3	0.87	1.2
LPS3008-222MR_	2.2	0.175	150	1.0	1.1	1.1	0.85	1.1
LPS3008-332MR_	3.3	0.285	114	0.81	0.86	0.88	0.74	0.95
LPS3008-472MR_	4.7	0.350	87	0.68	0.73	0.74	0.68	0.80
LPS3008-562MR_	5.6	0.450	78	0.62	0.67	0.70	0.58	0.73
LPS3008-682MR_	6.8	0.500	75	0.58	0.61	0.63	0.50	0.67
LPS3008-822MR_	8.2	0.600	61	0.52	0.56	0.58	0.45	0.60
LPS3008-103MR_	10	0.650	56	0.46	0.51	0.52	0.42	0.56
LPS3008-123MR_	12	0.790	49	0.45	0.48	0.50	0.38	0.50
LPS3008-183MR_	18	1.25	38	0.35	0.38	0.40	0.33	0.44
LPS3008-223MR_	22	1.50	35	0.29	0.33	0.34	0.29	0.38
LPS3008-333MR_	33	2.30	23	0.27	0.30	0.31	0.25	0.32
LPS3008-473MR_	47	3.00	21	0.22	0.23	0.24	0.21	0.27
LPS3008-683MR_	68	4.75	18	0.18	0.19	0.20	0.175	0.23
LPS3008-104MR_	100	6.85	14	0.15	0.16	0.16	0.160	0.21
LPS3008-124MR_	120	7.00	13	0.084	0.094	0.10	0.140	0.190
LPS3008-154MR_	150	8.00	11	0.080	0.088	0.092	0.130	0.175
LPS3008-184MR_	180	9.00	10	0.070	0.078	0.082	0.120	0.160

Coilcraft **Designer's Kit C392** contains samples of 0.80 µH to 33 µH parts (3 each) from LPS3008, LPS3010 and LPS3015. **Kit C401** contains samples of 0.56 µH to 33 µH parts (3 each) from LPS4012 and LPS4018. **Kit C402** contains samples of 220 µH to 3300 µH parts (3 each) from all five series. For details of kit contents and to order, contact Coilcraft or visit <http://order.coilcraft.com>.

1. Please specify **termination** and **packaging** codes:

LPS3008-104MRC

Termination: R= RoHS compliant matte tin over nickel over silver. Special order, added cost:
Q = RoHS tin-silver-copper (95.5/4/0.5) or P = non-RoHS tin-lead (63/37).

Packaging: C= 7" machine-ready reel. EIA-481 embossed plastic tape (1000 parts per full reel).

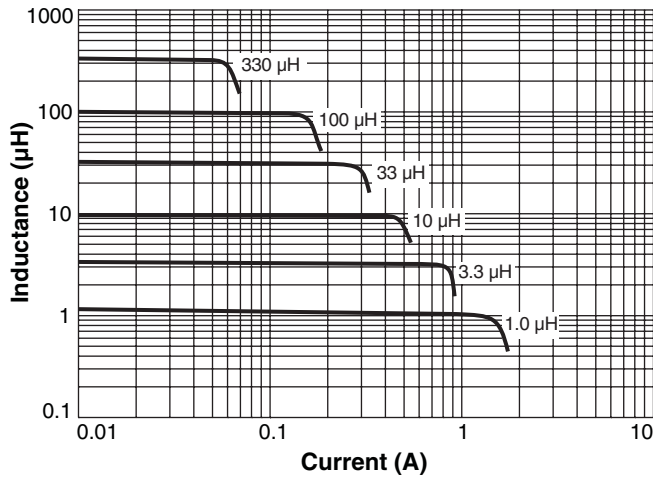
B= Less than full reel. In tape, but not machine ready. To have a leader and trailer added (\$25 charge), use code letter C instead.

D= 13" machine-ready reel. EIA-481 embossed plastic tape. Factory order only, not stocked (3500 parts per full reel).

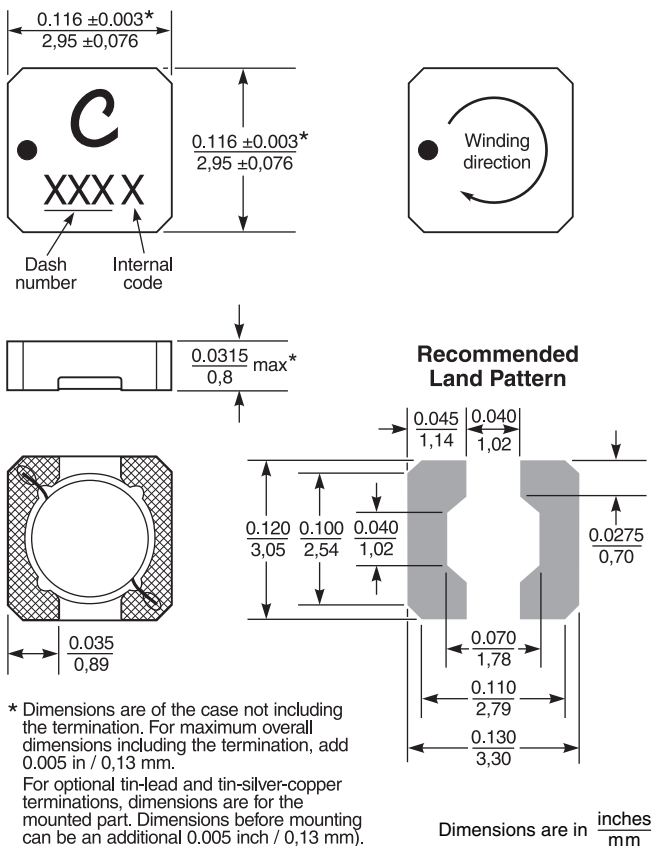
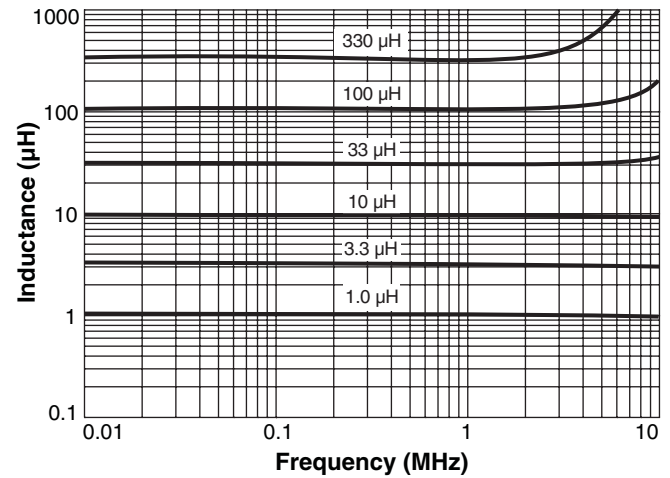
2. Inductance tested at 100 kHz, 0.1 Vrms using an Agilent/HP 4192A. Inductance at 1 MHz is the same for parts with SRF ≥ 10 MHz.
3. DCR measured on a micro-ohmmeter.
4. SRF measured using an Agilent/HP 8753ES or equivalent.
5. DC current at 25°C that causes the specified inductance drop from its value without current. [link for temperature derating information](#).
6. Current that causes the specified temperature rise from 25°C ambient. This information is for reference only and does not represent absolute maximum ratings. [Click for temperature derating information](#).
7. Electrical specifications at 25°C. Refer to Doc 362 "Soldering Surface Mount Components" before soldering.

Shielded Power Inductors – LPS3008 Series

Typical L vs Current

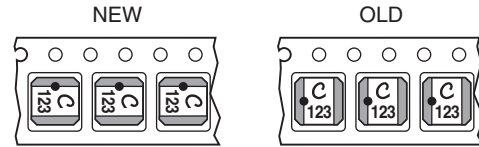


Typical L vs Frequency



Packaging 1000/7" reel; 3500/13" reel; Plastic tape: 12 mm wide, 0.23 mm thick, 8 mm pocket spacing, 1.37 mm pocket depth

NOTE NEW PART ORIENTATION Parts are rotated 90° in the packaging tape compared to previous versions of this product.



Coilcraft:

[LPS3008-473MLC](#) [LPS3008-222MLC](#) [LPS3008-822MLB](#) [LPS3008-183MLB](#) [LPS3008-682MLB](#) [LPS3008-472MLB](#)
[LPS3008-104MLC](#) [LPS3008-124MLC](#) [LPS3008-103MLB](#) [LPS3008-333MLB](#) [LPS3008-223MLC](#) [LPS3008-154MLC](#)
[LPS3008-224MLC](#) [LPS3008-332MLC](#) [LPS3008-152MLC](#) [LPS3008-683MLC](#) [LPS3008-124MLB](#) [LPS3008-224MLB](#)
[LPS3008-334MLB](#) [LPS3008-822MLC](#) [LPS3008-104MLB](#) [LPS3008-102MLC](#) [LPS3008-184MLC](#) [LPS3008-222MLB](#)
[LPS3008-801MLC](#) [LPS3008-184MLB](#) [LPS3008-102MLB](#) [LPS3008-223MLB](#) [LPS3008-472MLC](#) [LPS3008-152MLB](#)
[LPS3008-562MLB](#) [LPS3008-154MLB](#) [LPS3008-333MLC](#) [LPS3008-334MLC](#) [LPS3008-562MLC](#) [LPS3008-183MLC](#)
[LPS3008-561MLC](#) [LPS3008-332MLB](#) [LPS3008-123MLC](#) [LPS3008-561MLB](#) [LPS3008-801MLB](#) [LPS3008-123MLB](#)
[LPS3008-473MLB](#) [LPS3008-682MLC](#) [LPS3008-103MLC](#) [LPS3008-683MLB](#) [LPS3008-561MRB](#) [LPS3008-123MRC](#)
[LPS3008-123MRB](#) [LPS3008-124MRB](#) [LPS3008-152MRB](#) [LPS3008-152MRC](#) [LPS3008-223MRC](#) [LPS3008-102MRB](#)
[LPS3008-103MRB](#) [LPS3008-104MRB](#) [LPS3008-104MRC](#) [LPS3008-184MRC](#) [LPS3008-683MRB](#) [LPS3008-](#)
[562MRB](#) [LPS3008-103MRC](#) [LPS3008-124MRC](#) [LPS3008-222MRB](#) [LPS3008-102MRC](#) [LPS3008-473MRC](#)
[LPS3008-801MRB](#) [LPS3008-183MRB](#) [LPS3008-473MRB](#) [LPS3008-332MRB](#) [LPS3008-154MRC](#) [LPS3008-682MRB](#)
[LPS3008-682MRC](#) [LPS3008-683MRC](#) [LPS3008-801MRC](#) [LPS3008-822MRB](#) [LPS3008-822MRC](#) [LPS3008-](#)
[333MRB](#) [LPS3008-333MRC](#) [LPS3008-472MRB](#) [LPS3008-472MRC](#) [LPS3008-561MRC](#) [LPS3008-562MRC](#)
[LPS3008-154MRB](#) [LPS3008-183MRC](#) [LPS3008-184MRB](#) [LPS3008-222MRC](#) [LPS3008-223MRB](#) [LPS3008-332MRC](#)