

Features

- Designed for High Volume, Low Cost Detector Applications
- Available in Single, Series Pair and Unconnected Pair Configurations
- Small Profile Surface Mount Packages
- Tape and Reel Deliverable
- Lead Free (RoHS Compliant) Equivalents Available With 260 Deg. C Reflow Capability

Description and Applications

The MA4E2200 series are Silicon zero bias P-type detector diodes assembled in low cost surface mount plastic packages. They are designed for usage in a wide variety of detector applications.

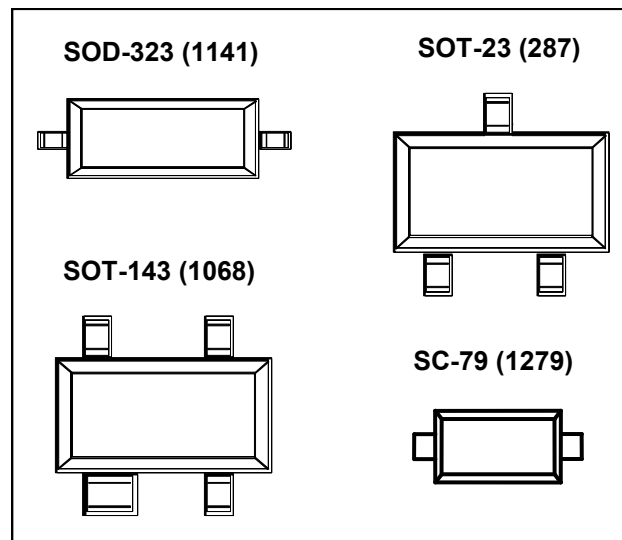
The MA4E2200 series of zero bias detector diodes are available in the SOT-23 (case style 287) in series pair configurations, SOD-323 (case style 1141), SC-79 (1279) in a single configuration, and the SOT-143 (case style 1068) in a reverse unconnected pair configuration.

The part number consists of the base number MA4E2200, followed by the wiring configuration (A, B, D, E), the package style (287, 1068, 1141) and a "T" for tape and reel. The SC-79 part number is MADS-002200-12790T.

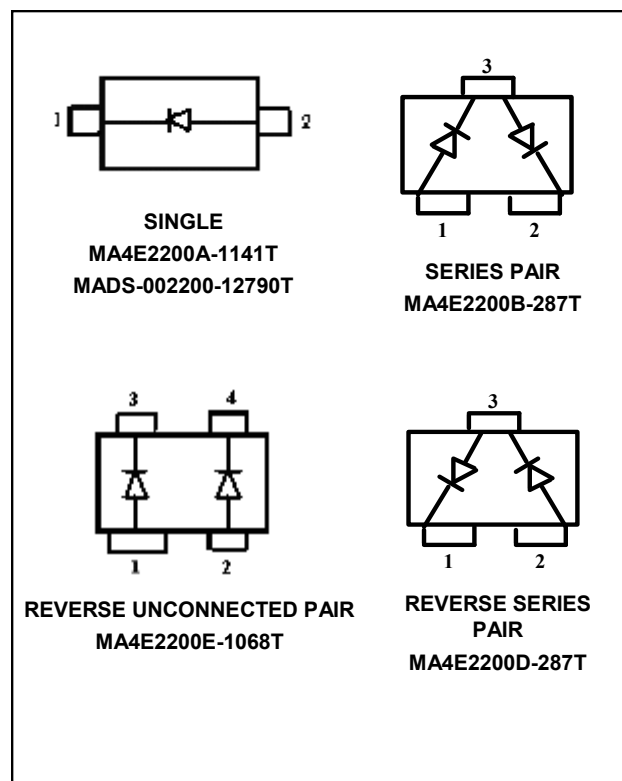
These parts are offered with Sn/Pb plating, as well as with 100 % matte Sn plating on the RoHs compliant part numbers.

The small diode package size and moderate parasitics make these parts attractive for Low Leakage Limiters and RF Temperature Compensated Envelope Detectors for RF ID Tags Applications up to 4 GHz.

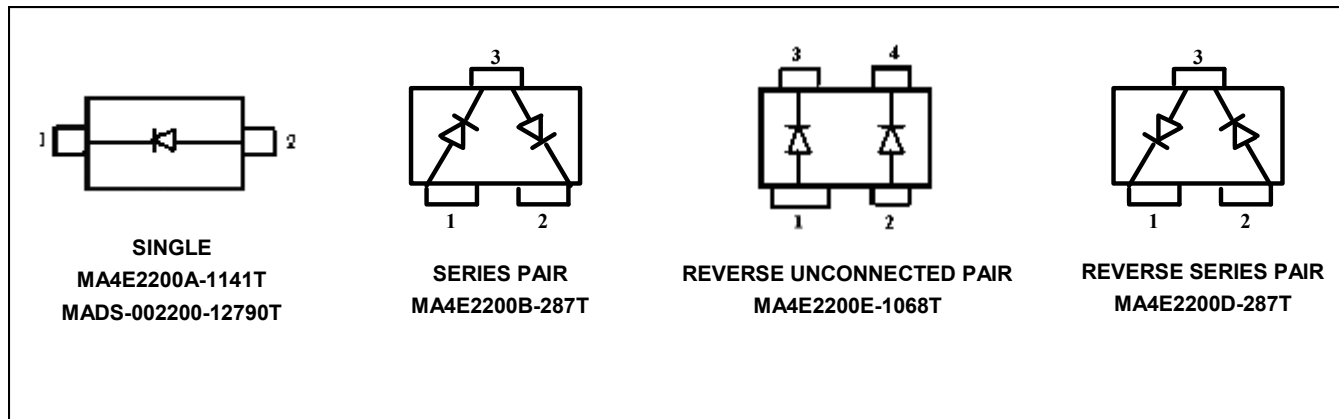
Package Outlines (Topviews)



Configurations (Topviews)



Configurations (Top View)



Standard Part Numbers and RoHS Equivalent

Standard Part Number	RoHS Compliant Part Number	Package Style
MA4E2200A-1141T	MA4E2200A1-1141T	SOD-323
MA4E2200B-287T	MA4E2200B1-287T	SOT-23
MA4E2200D-287T	MA4E2200D1-287T	SOT-23
MA4E2200E-1068T	MA4E2200E1-1068T	SOT-143
N/A	MADS-002200-1279OT	SC-79

Surface Mount Zero Bias Schottky Detector Diodes

Rev. V5

Maximum Ratings @ +25 °C (Unless Otherwise Defined) ^{1,2}

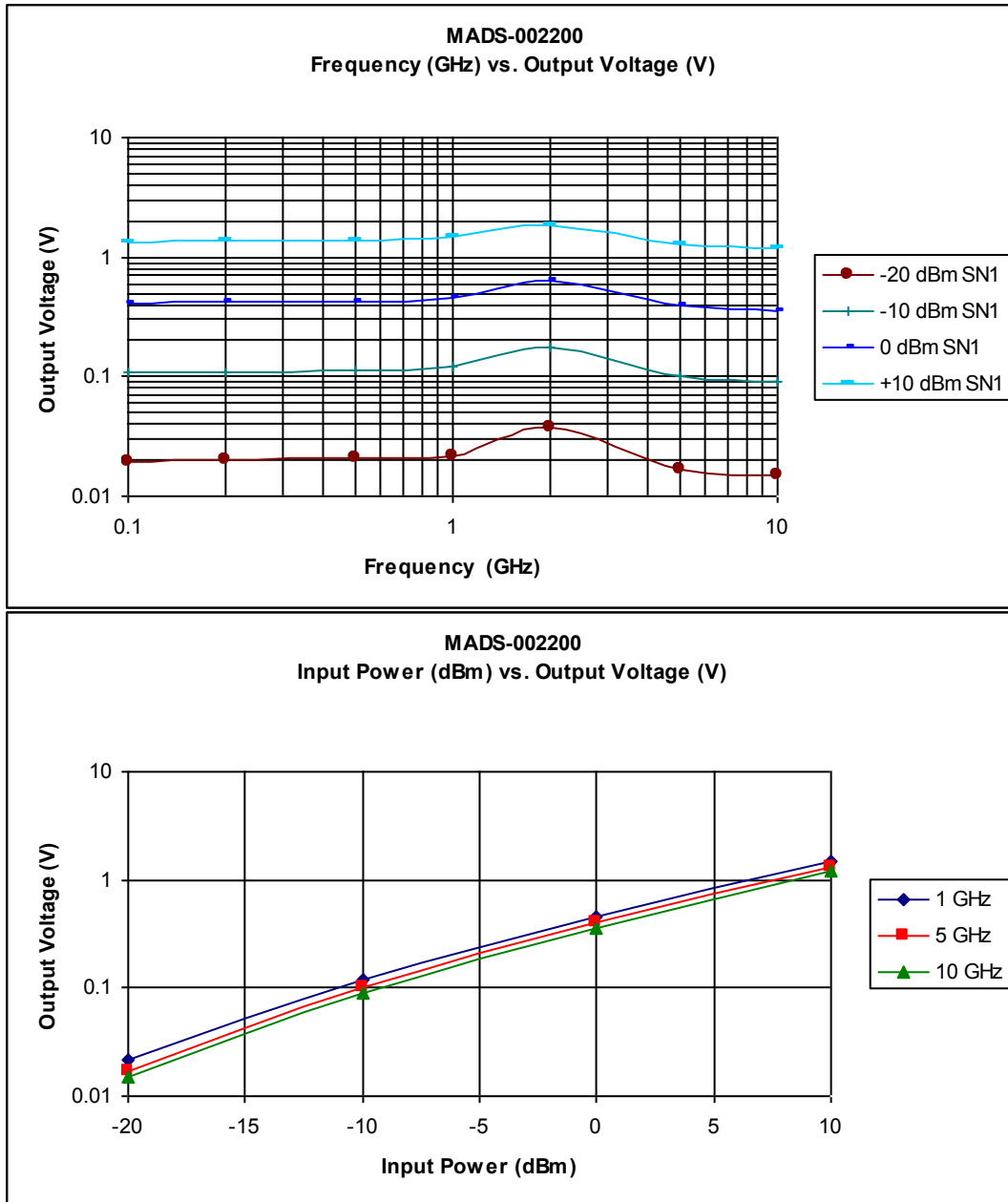
Parameter	Unit	Maximum Ratings
Operating Temperature	°C	-65 to +125
Storage Temperature	°C	-65 to +150
Junction Temperature	°C	+175
RF Incident Power (CW)	mW	75
Reverse Voltage @ 25 °C	V	1.5 V
Electrostatic Discharge (ESD) Classification ³	-	Class 0

1. Operation above any one of the above parameters may cause permanent damage.
2. Please refer to Application Note M538 for Surface Mounting Instructions
3. Human Body Model

Electrical Specifications @ +25 °C

Parameter	Condition	Symbol	Specification
Reverse Voltage Breakdown	$I_R = 100 \mu\text{A}$	V_b	1.5 V min.
Forward Voltage	$I_F = 0.1 \text{ mA}$	V_F	60 – 120 mV max.
Forward Voltage	$I_F = 1 \text{ mA}$	V_F	150 - 220 mV max.
Total Capacitance	$V_R = 0.15 \text{ V}$	ΔC_T	.25 pF typical
Delta Forward Voltage	$I_F = 1 \text{ mA}$	V_F	10 mV max.
Video Resistance		R_V	7000 Ω typical

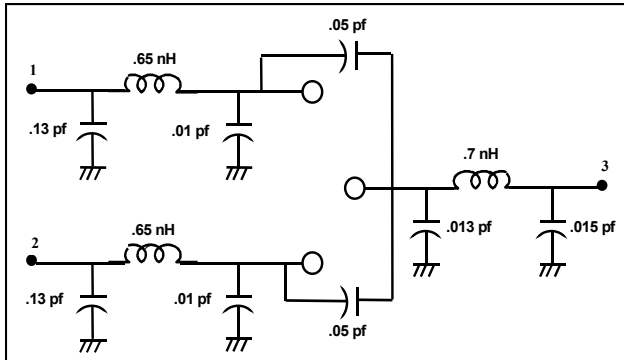
Applications Section



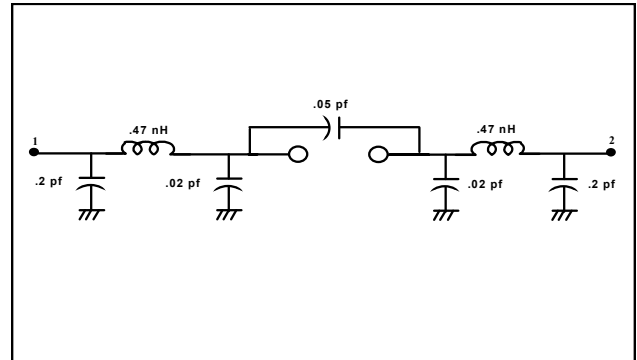
The MADS-002200 in an SC-79 Package Style was evaluated in a detector circuit in which the Schottky diode terminates a 50 Ohm transmission line on a duroid substrate. The SC-79 packaged diode was attached to the terminal of a 3.5mm connector and the output voltage was measured through a bias tee on a voltmeter. Matching was not attempted. The voltage peak at 2 GHz is due to a resonance of the SC-79 package inductance with the diode junction capacitance. This condition results in higher RF voltage across the diode junction.

Equivalent Circuit Parasitics

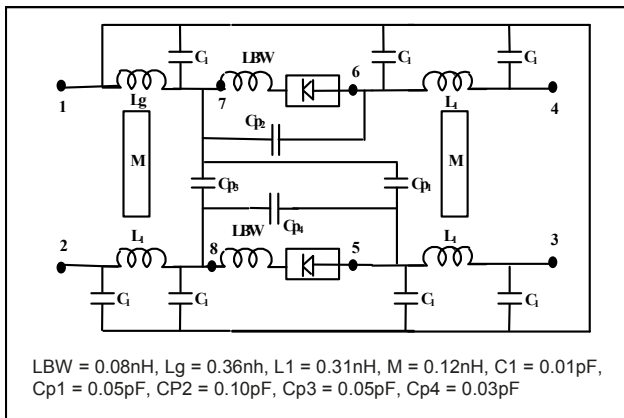
SOT-23



SOD-323

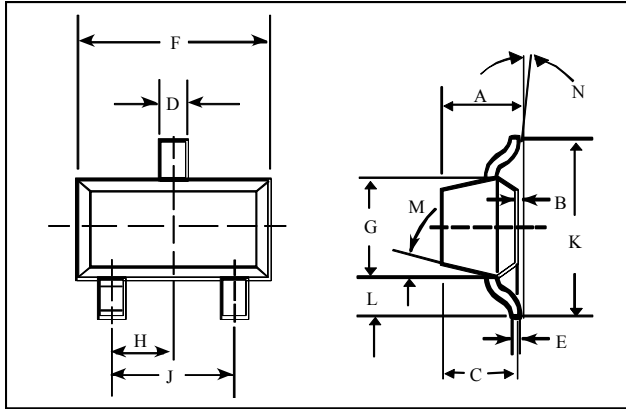


SOT-143



Case Styles

SOT-23

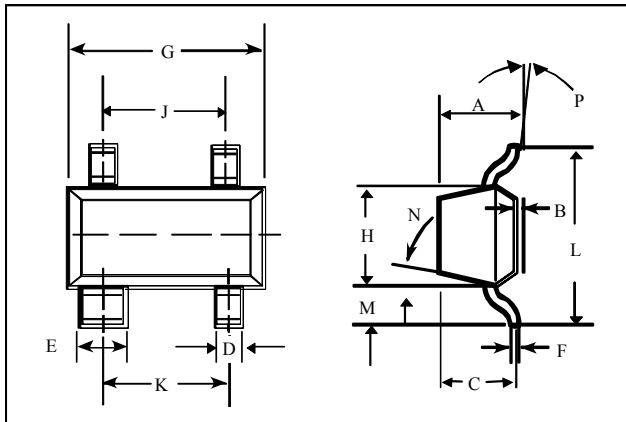


SOT-23 (Case Style 287)

DIM.	INCHES		MILLIMETERS	
	MIN.	MAX.	MIN.	MAX.
A	-	0.048	-	1.22
B	-	0.008	-	0.20
C	-	0.040	-	1.00
D	0.013	0.020	0.35	0.50
E	0.003	0.006	0.08	0.15
F	0.110	0.119	2.80	3.00
G	0.047	0.056	1.20	1.40
H	0.037 typical		0.95 typical	
J	0.075 typical		1.90 typical	
K	-	0.103	-	2.60
L	-	0.024	-	0.60
DIM.	GRADIENT			
M	10° max. ³			
N	2° . . . 30°			

3. Applicable on all sides

SOT-143



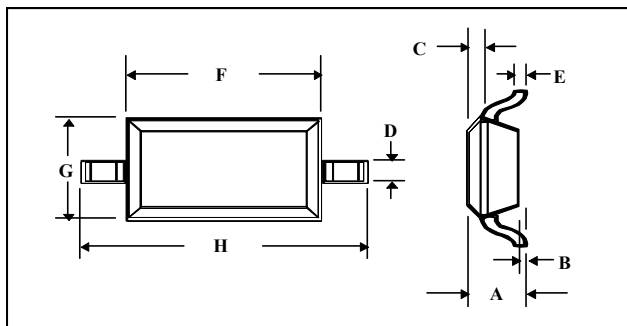
SOT-143 (Case Style 1068)

DIM.	INCHES		MILLIMETERS	
	MIN.	MAX.	MIN.	MAX.
A	-	0.044	-	1.10
B	-	0.004	-	0.10
C	-	0.040	-	1.00
D	0.013	0.020	0.35	0.50
E	0.030	0.035	0.75	0.90
F	0.003	0.006	0.08	0.15
G	0.110	0.119	2.80	3.00
H	0.047	0.056	1.20	1.40
J	0.075 typical		1.90 typical	
K	0.075 typical		1.90 typical	
L	-	0.103	-	2.6
M	-	0.024	-	0.6
DIM.	GRADIENT			
N	10° max. ⁴			
P	2° . . . 30°			

4. Applicable on all sides

Case Styles (Cont'd)

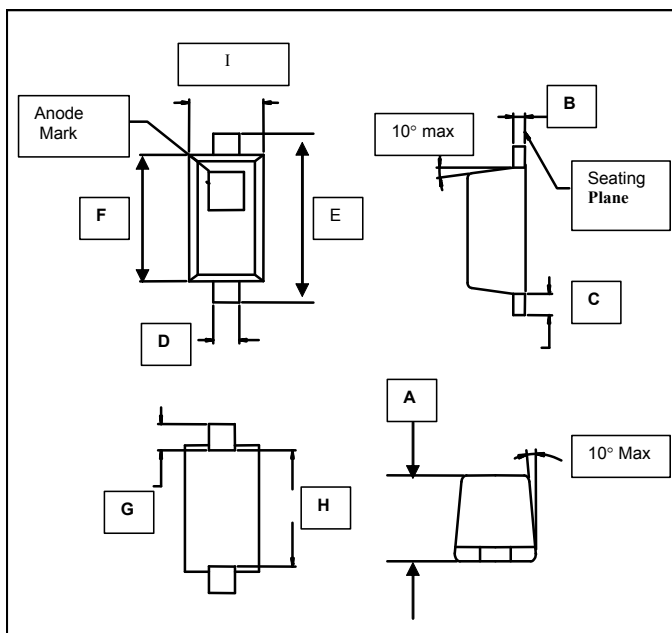
SOD-323



SOD-323 (Case Style 1141)

DIM.	INCHES		MILLIMETERS	
	MIN.	MAX.	MIN.	MAX.
A	–	0.043	–	1.1
B	–	0.004	–	0.1
C	–	0.008	–	0.2
D	0.010	0.016	0.25	0.4
E	0.003	0.006	0.08	0.15
F	0.063	0.075	1.6	1.9
G	0.045	0.057	1.15	1.45
H	0.091	0.106	2.3	2.7

SC-79 Top View



SC-79 (Case Style 1279)

DIM.	INCHES		MILLIMETERS	
	MIN.	MAX.	MIN.	MAX.
A	0.020	0.028	0.50	0.71
B	0.003	0.008	0.08	0.20
C	0.006	0.010	0.15	0.25
D	0.010	0.014	0.25	0.36
E	0.059	0.067	0.08	0.15
F	0.043	0.051	1.10	1.30
G	0.011	0.012	0.28	0.30
H	0.037	0.043	0.94	1.09
I	0.027	0.035	0.68	0.96

M/A-COM Technology Solutions Inc. All rights reserved.

Information in this document is provided in connection with M/A-COM Technology Solutions Inc ("MACOM") products. These materials are provided by MACOM as a service to its customers and may be used for informational purposes only. Except as provided in MACOM's Terms and Conditions of Sale for such products or in any separate agreement related to this document, MACOM assumes no liability whatsoever. MACOM assumes no responsibility for errors or omissions in these materials. MACOM may make changes to specifications and product descriptions at any time, without notice. MACOM makes no commitment to update the information and shall have no responsibility whatsoever for conflicts or incompatibilities arising from future changes to its specifications and product descriptions. No license, express or implied, by estoppel or otherwise, to any intellectual property rights is granted by this document.

THESE MATERIALS ARE PROVIDED "AS IS" WITHOUT WARRANTY OF ANY KIND, EITHER EXPRESS OR IMPLIED, RELATING TO SALE AND/OR USE OF MACOM PRODUCTS INCLUDING LIABILITY OR WARRANTIES RELATING TO FITNESS FOR A PARTICULAR PURPOSE, CONSEQUENTIAL OR INCIDENTAL DAMAGES, MERCHANTABILITY, OR INFRINGEMENT OF ANY PATENT, COPYRIGHT OR OTHER INTELLECTUAL PROPERTY RIGHT. MACOM FURTHER DOES NOT WARRANT THE ACCURACY OR COMPLETENESS OF THE INFORMATION, TEXT, GRAPHICS OR OTHER ITEMS CONTAINED WITHIN THESE MATERIALS. MACOM SHALL NOT BE LIABLE FOR ANY SPECIAL, INDIRECT, INCIDENTAL, OR CONSEQUENTIAL DAMAGES, INCLUDING WITHOUT LIMITATION, LOST REVENUES OR LOST PROFITS, WHICH MAY RESULT FROM THE USE OF THESE MATERIALS.

MACOM products are not intended for use in medical, lifesaving or life sustaining applications. MACOM customers using or selling MACOM products for use in such applications do so at their own risk and agree to fully indemnify MACOM for any damages resulting from such improper use or sale.