



Shanghai Lunsure Electronic
Technology Co.,Ltd
Tel:0086-21-37185008
Fax:0086-21-57152769

MB05M
THRU
MB10M

Features

- Through Hole Package
- Glass Passivated Diode Construction
- Moisture Resistant Epoxy Case
- High Surge Current Capability

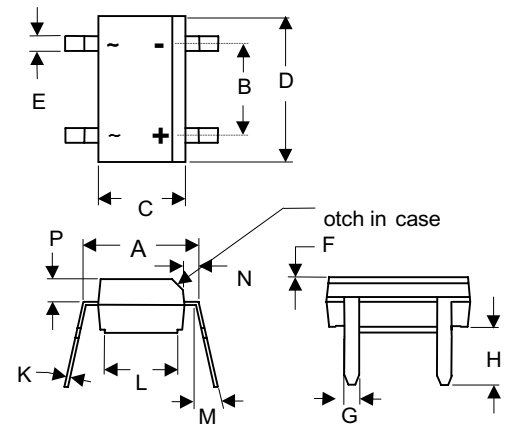
**0.5Amp Single Phase
Glass Passivated
Bridge Rectifier
50 to 1000 Volts**

Maximum Ratings

- Operating Temperature: -55°C to +150°C
- Storage Temperature: -55°C to +150°C

Catalog Number	Device Marking	Maximum Recurrent Peak Reverse Voltage	Maximum RMS Voltage	Maximum DC Blocking Voltage
MB05M	---	50V	35V	50V
MB1M	---	100V	70V	100V
MB2M	---	200V	140V	200V
MB4M	---	400V	280V	400V
MB6M	---	600V	420V	600V
MB8M	---	800V	560V	800V
MB10M	---	1000V	700V	1000V

MB-1



Electrical Characteristics @ 25°C Unless Otherwise Specified

Average Forward Current	$I_{F(AV)}$	0.5A	$T_A = 40^\circ\text{C}$
Peak Forward Surge Current	I_{FSM}	30A	8.3ms, half sine
Maximum Instantaneous Forward Voltage	V_F	1.0V	$I_{FM} = 0.5\text{A};$ $T_A = 25^\circ\text{C}$
Maximum DC Reverse Current At Rated DC Blocking Voltage	I_R	5 μA 0.5mA	$T_A = 25^\circ\text{C}$ $T_A = 125^\circ\text{C}$
Typical Junction Capacitance	C_J	25pF	Measured at 1.0MHz, $V_R=4.0\text{V}$

DIM	DIMENSIONS				NOTE
	INC HES		MM		
	MIN	MAX	MIN	MAX	
A	.195	.205	4.95	5.21	
B	.095	.105	2.41	2.67	
C	1.45	.155	3.68	3.94	
D	.180	.190	4.57	4.83	
E	.019	0.27	0.48	0.71	
F	0.96	.100	2.44	2.54	
G	.038	.047	0.96	1.19	
H	.100	---	25.40	---	
J	.008	.012	0.20	0.30	
K	.007	.013	.018	0.33	
L	.107	.117	2.72	2.97	
M	0	10	0	10	
D	.020	.028	.051	0.71	

*Pulse Test: Pulse Width 300 μsec , Duty Cycle 1%



MB05M thru MB10M

Figure 1
Typical Forward Characteristics

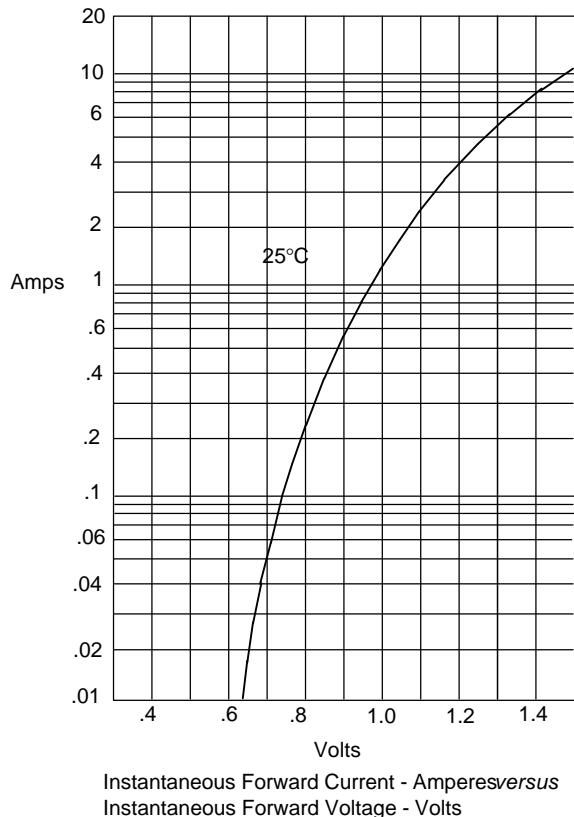


Figure 2
Typical Reverse Characteristics

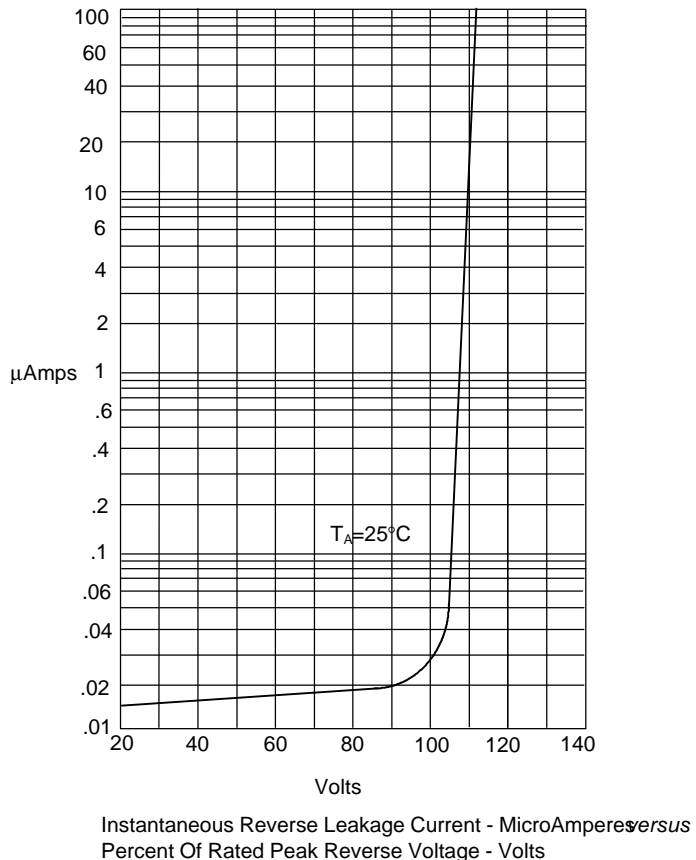


Figure 3
Forward Derating Curve

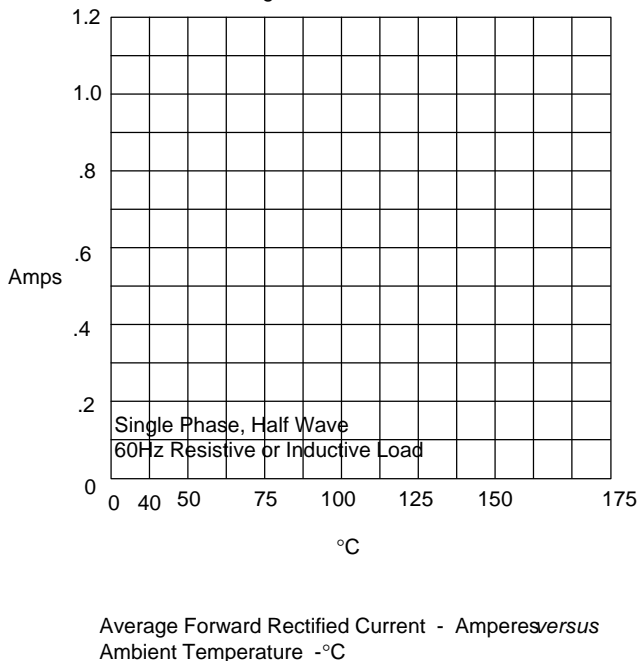


Figure 4
Peak Forward Surge Current

