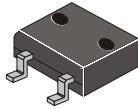


贴片整流桥堆SMD BRIDGE RECTIFIERS

# MB05S THRU MB10S

MINI SURFACE MOUNT GLASS PASSIVATED BRIDGE RECTIFIERS



## FEATURES

- \* Ideal for printed circuit board
- \* Reliable low cost construction utilizing molded plastic technique
- \* High surge current capability
- \* Polarity: marked on body
- \* Mounting position: Any
- \* Weight: 1.0 grams
- \* Both normal and Pb free product are available:
- \* Normal: 80~95%Sn, 5~20%Pb
- \* Pb free: 99 Sn above can meet Rohs environment substance directive request

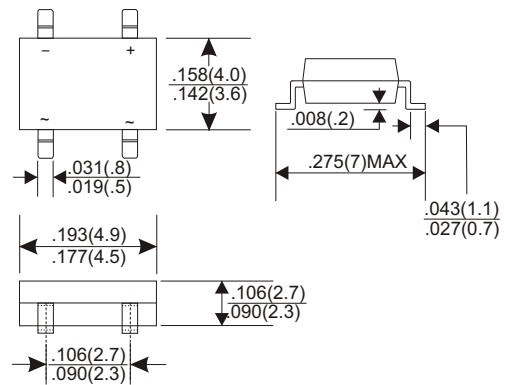
## VOLTAGE RANGE

50 to 1000 Volts

## CURRENT

0.8 Ampere

### SMD/MB-S



Dimensions in inches and (millimeters)

## MAXIMUM RATINGS AND ELECTRICAL CHARACTERISTICS

Rating 25°C ambient temperature unless otherwise specified.  
Single phase half wave, 60Hz, resistive or inductive load.  
For capacitive load, derate current by 20%.

TYPE NUMBER	MB05S	MB1S	MB2S	MB4S	MB6S	MB8S	MB10S	UNITS	
Maximum Recurrent Peak Reverse Voltage	50	100	200	400	600	800	1000	V	
Maximum RMS Voltage	35	70	140	280	420	560	700	V	
Maximum DC Blocking Voltage	50	100	200	400	600	800	1000	V	
Maximum Average Forward Rectified Current .375"(9.5mm) Lead Length at Ta=40°C								0.8	A
Peak Forward Surge Current, 8.3 ms single half sine-wave superimposed on rated load (JEDEC method)								30	A
Maximum Forward Voltage Drop per Bridge Element at 0.4A D.C.								1.0	V
Maximum DC Reverse Current Ta=25°C								5	µA
at Rated DC Blocking Voltage Ta=125°C								500	µA
Operating Temperature Range, Tj								-65 — +150	°C
Storage Temperature Range, TSTG								-65 — +150	°C

# RATING AND CHARACTERISTIC CURVES (MB05S THRU MB10S)

FIG.1-TYPICAL FORWARD CURRENT DERATING CURVE

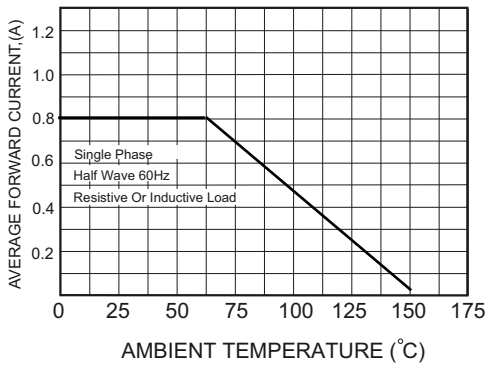


FIG.2-MAXIMUM NON-REPETITIVE FORWARD SURGE CURRENT

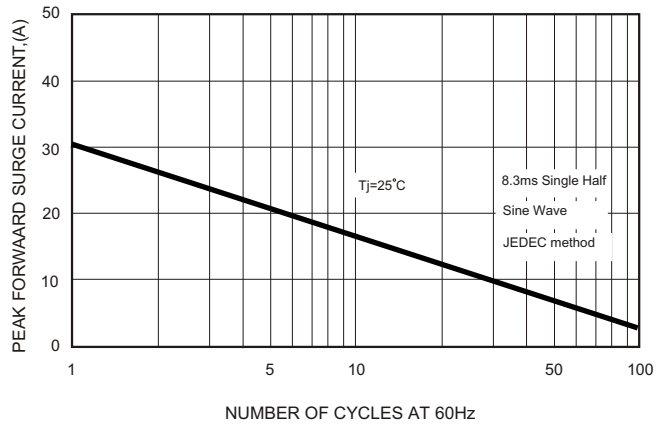


FIG.3-TYPICAL FORWARD CHARACTERISTICS

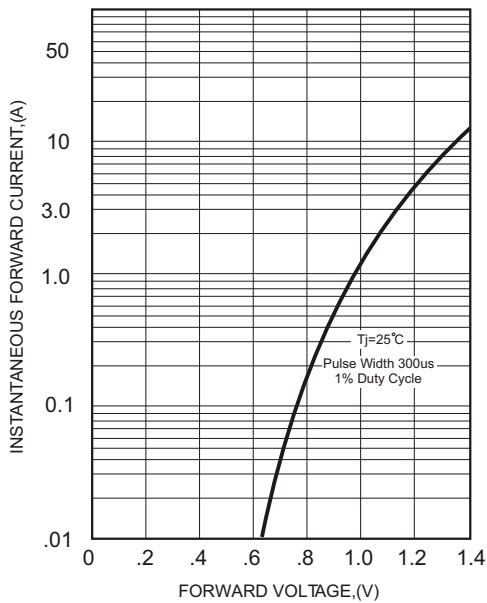


FIG.4-TYPICAL REVERSE CHARACTERISTICS

