



Micro Commercial Components  
 21201 Itasca Street Chatsworth  
 CA 91311  
 Phone: (818) 701-4933  
 Fax: (818) 701-4939

# MB1505 THRU MB1510

## Features

- Mounting Hole For #8 Screw
- High Conductivity Metal Case
- Any Mounting Position
- Surge Rating Of 300 Amps

## 15 Amp Single Phase Bridge Rectifier 50 to 1000 Volts

## Maximum Ratings

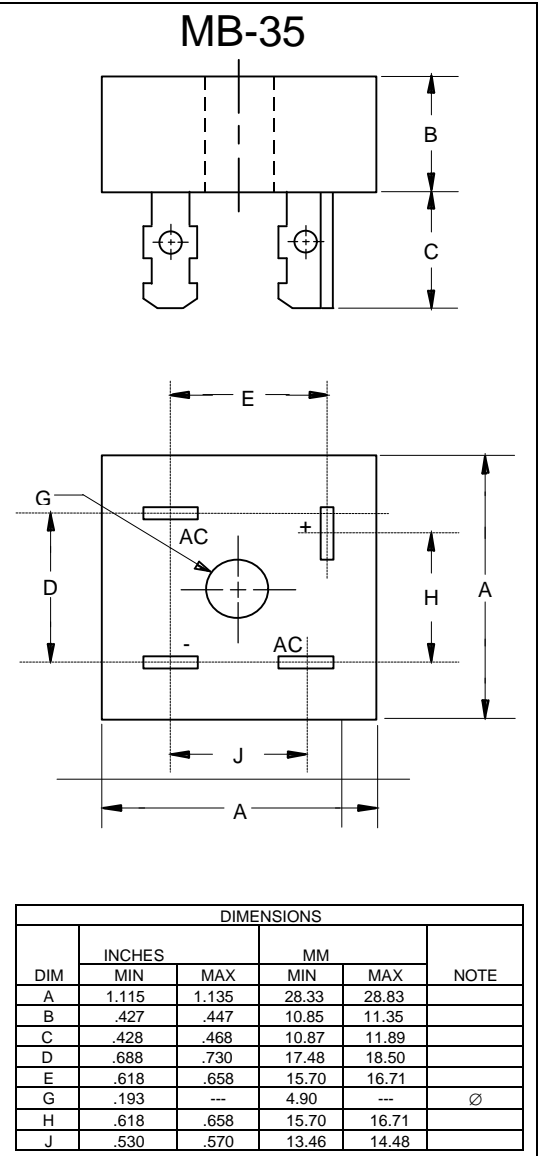
- Operating Temperature: -55°C to +125°C
- Storage Temperature: -55°C to +150°C

MCC Catalog Number	Device Marking	Maximum Recurrent Peak Reverse Voltage	Maximum RMS Voltage	Maximum DC Blocking Voltage
MB1505	MB1505	50V	35V	50V
MB151	MB151	100V	70V	100V
MB152	MB152	200V	140V	200V
MB154	MB154	400V	280V	400V
MB156	MB156	600V	420V	600V
MB158	MB158	800V	560V	800V
MB1510	MB1510	1000V	700V	1000V

## Electrical Characteristics @ 25°C Unless Otherwise Specified

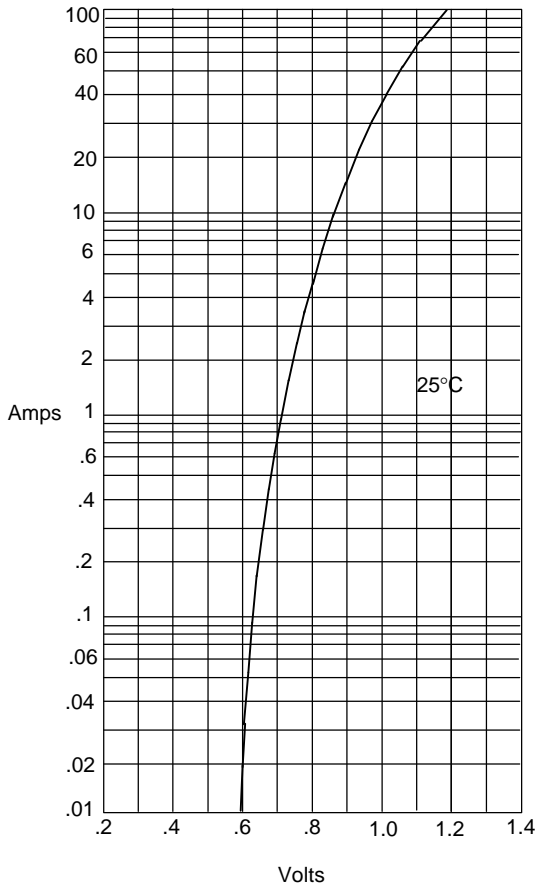
Average Forward Current	$I_{F(AV)}$	15.0A	$T_C = 55^\circ\text{C}$
Peak Forward Surge Current	$I_{FSM}$	300A	8.3ms, half sine
Maximum Forward Voltage Drop Per Element	$V_F$	1.2V	$I_{FM} = 7.5\text{A}$ per element; $T_J = 25^\circ\text{C}$
Maximum DC Reverse Current At Rated DC Blocking Voltage	$I_R$	10 $\mu$ A 1mA	$T_J = 25^\circ\text{C}$ $T_J = 125^\circ\text{C}$

\*Pulse test: Pulse width 300  $\mu$ sec, Duty cycle 1%



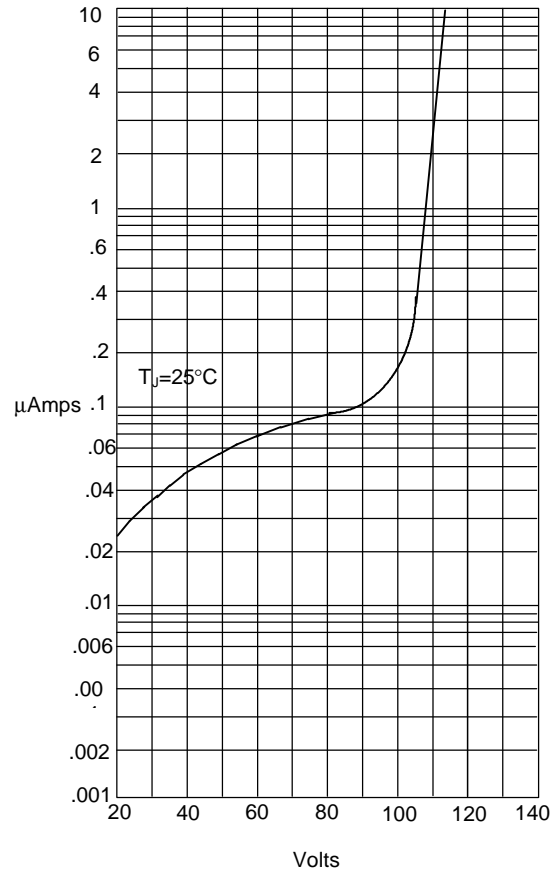
# MB1505 thru MB1510

Figure 1  
Typical Forward Characteristics



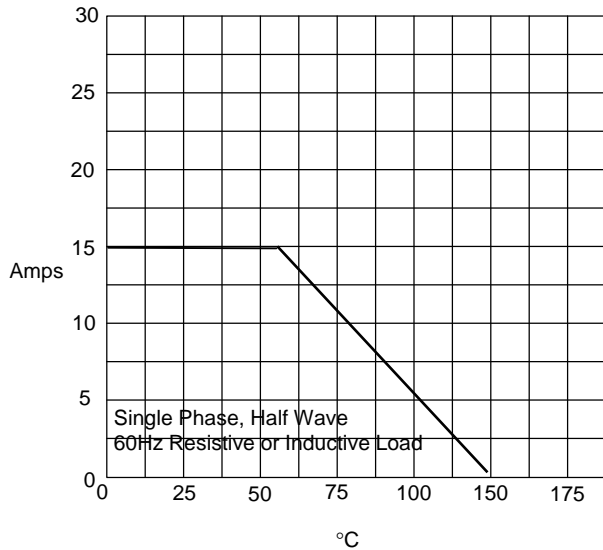
Instantaneous Forward Current - Amperes *versus*  
Instantaneous Forward Voltage - Volts

Figure 2  
Typical Reverse Characteristics



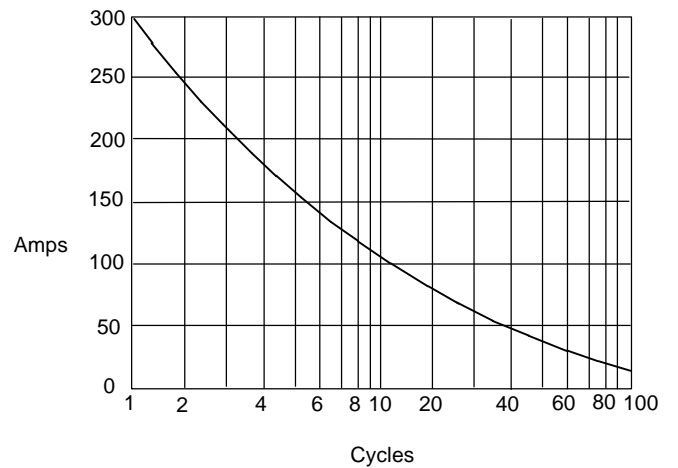
Instantaneous Reverse Leakage Current - MicroAmperes *versus*  
Percent Of Rated Peak Reverse Voltage - Volts

Figure 3  
Forward Derating Curve



Average Forward Rectified Current - Amperes *versus*  
Case Temperature - °C

Figure 4  
Peak Forward Surge Current



Peak Forward Surge Current - Amperes *versus*  
Number Of Cycles At 60Hz - Cycles