



Micro Commercial Components

Micro Commercial Components  
 20736 Marilla Street Chatsworth  
 CA 91311  
 Phone: (818) 701-4933  
 Fax: (818) 701-4939

# MB1505W THRU MB1510W

## Features

- Mounting Hole For #8 Screw
- High Conductivity Metal Case
- Any Mounting Position
- Case to Terminal Isolation Voltage 2500V
- Case Material: Molded Plastic. UL Flammability Classification Rating 94V-0 and MSL Rating 1
- Lead Free Finish/RoHS Compliant (NOTE 1)("P" Suffix designates RoHS Compliant. See ordering information)

## Maximum Ratings

- Operating Temperature: -55°C to +125°C
- Storage Temperature: -55°C to +150°C
- UL Recognized File # E165989

MCC Catalog Number	Device Marking	Maximum Recurrent Peak Reverse Voltage	Maximum RMS Voltage	Maximum DC Blocking Voltage
MB1505W	MB1505W	50V	35V	50V
MB151W	MB151W	100V	70V	100V
MB152W	MB152W	200V	140V	200V
MB154W	MB154W	400V	280V	400V
MB156W	MB156W	600V	420V	600V
MB158W	MB158W	800V	560V	800V
MB1510W	MB1510W	1000V	700V	1000V

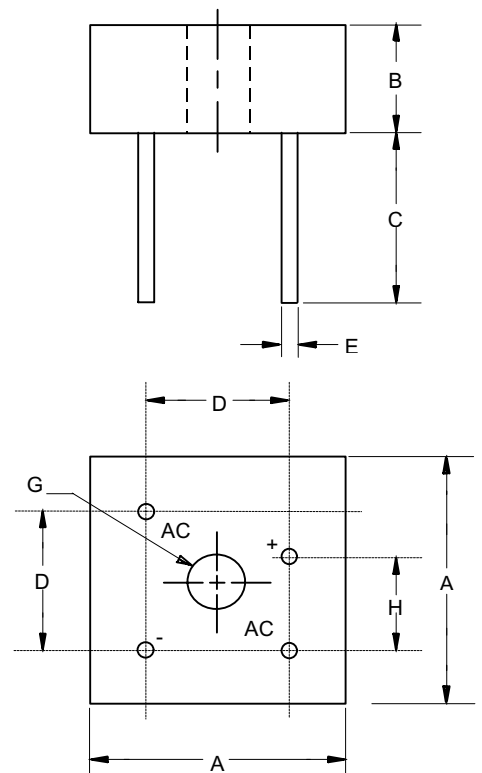
## Electrical Characteristics @ 25°C Unless Otherwise Specified

Average Forward Current	$I_{F(AV)}$	15.0A	$T_C = 55^\circ\text{C}$
Peak Forward Surge Current	$I_{FSM}$	300A	8.3ms, half sine
Maximum Forward Voltage Drop Per Element	$V_F$	1.2V	$I_{FM} = 7.5\text{A}$ per element; $T_J = 25^\circ\text{C}$
Maximum DC Reverse Current At Rated DC Blocking Voltage	$I_R$	10µA 1 mA	$T_J = 25^\circ\text{C}$ $T_J = 125^\circ\text{C}$

Notes: 1. High Temperature Solder Exemption Applied, see EU Directive Annex Notes 7

## 15 Amp Single Phase Bridge Rectifier 50 to 1000 Volts

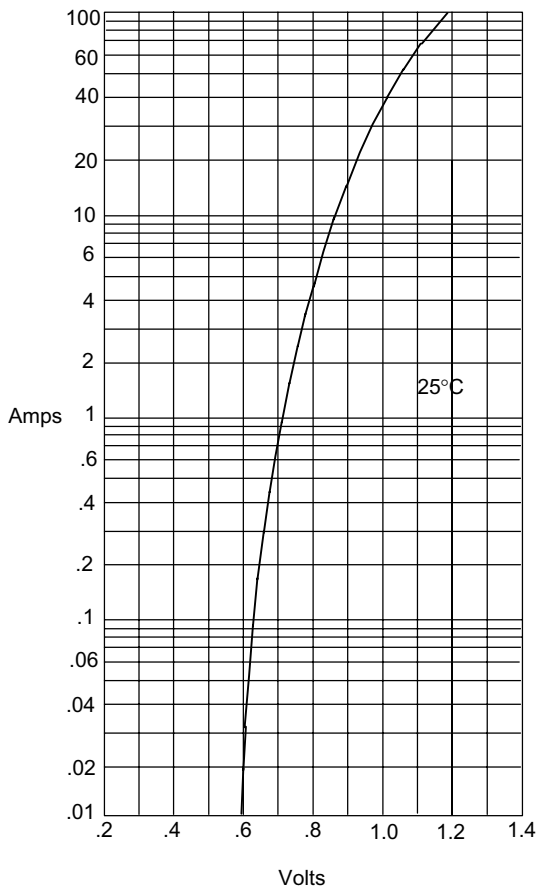
### MB-35W



DIM	INCHES		MM		NOTE
	MIN	MAX	MIN	MAX	
A	1.115	1.135	28.33	28.83	
B	.427	.447	10.85	11.35	
C	.774	-----	19.65	-----	
D	.673	.752	17.10	19.10	
E	.038	.042	0.96	1.07	4PL/TYP
G	.193	---	4.90	---	∅
H	.429	.469	10.90	11.90	

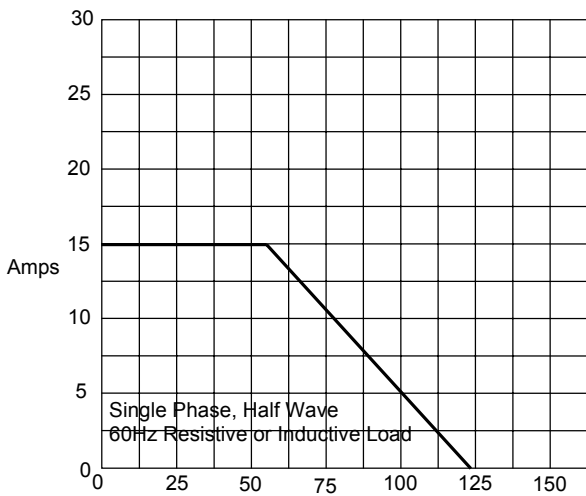
## MB1505W thru MB1510W

Figure 1  
Typical Forward Characteristics



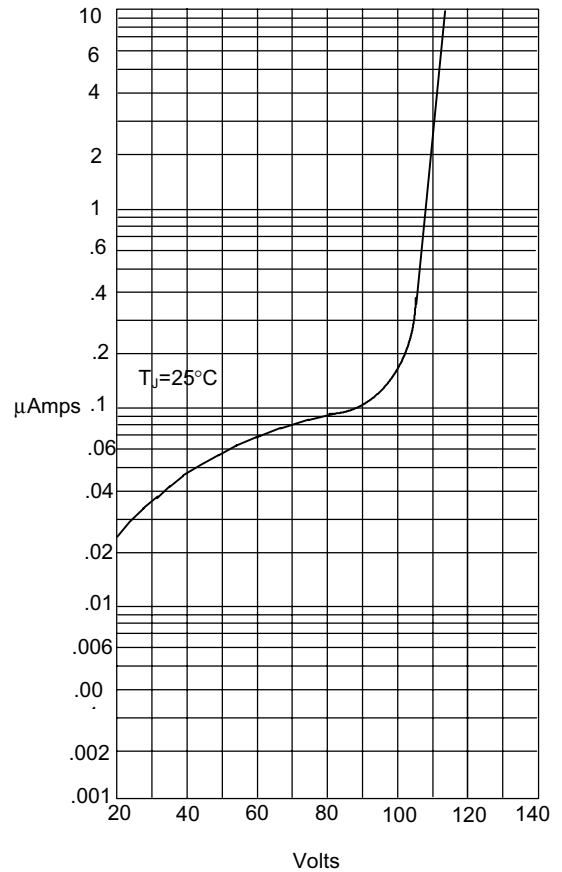
Instantaneous Forward Current - Amperes *versus*  
Instantaneous Forward Voltage - Volts

Figure 3  
Forward Derating Curve



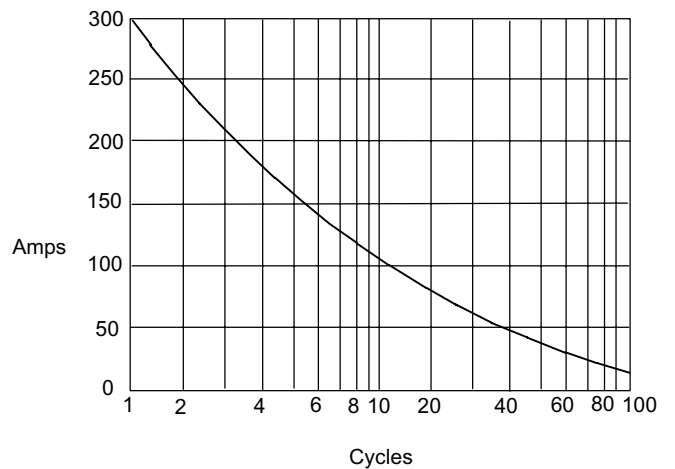
Average Forward Rectified Current - Amperes *versus*  
Case Temperature - °C

Figure 2  
Typical Reverse Characteristics



Instantaneous Reverse Leakage Current - MicroAmperes *versus*  
Percent Of Rated Peak Reverse Voltage - Volts

Figure 4  
Peak Forward Surge Current



Peak Forward Surge Current - Amperes *versus*  
Number Of Cycles At 60Hz - Cycles



Micro Commercial Components

### Ordering Information

Device (Part Number)-BP	Packing Bulk;50pcs/Box
----------------------------	---------------------------

**\*\*\*IMPORTANT NOTICE\*\*\***

*Micro Commercial Components Corp.* reserves the right to make changes without further notice to any product herein to make corrections, modifications, enhancements, improvements, or other changes. *Micro Commercial Components Corp.* does not assume any liability arising out of the application or use of any product described herein; neither does it convey any license under its patent rights, nor the rights of others. The user of products in such applications shall assume all risks of such use and will agree to hold *Micro Commercial Components Corp.* and all the companies whose products are represented on our website, harmless against all damages.

**\*\*\*APPLICATIONS DISCLAIMER\*\*\***

Products offer by *Micro Commercial Components Corp.* are not intended for use in Medical, Aerospace or Military Applications.