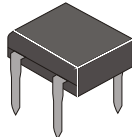


MB05M THRU MB10M

MINI GLASS PASSIVATED SINGLE-PHASE BRIDGE RECTIFIERS



FEATURES

- * Ideal for printed circuit board
- * Reliable low cost construction utilizing molded plastic technique
- * High surge current capability
- * Polarity: marked on body
- * Mounting position: Any
- * Weight: 0.22 grams
- * Both normal and Pb free product are available:
- * Normal: 80~95%Sn, 5~20%Pb
- * Pb free: 99 Sn above can meet Rohs environment substance directive request

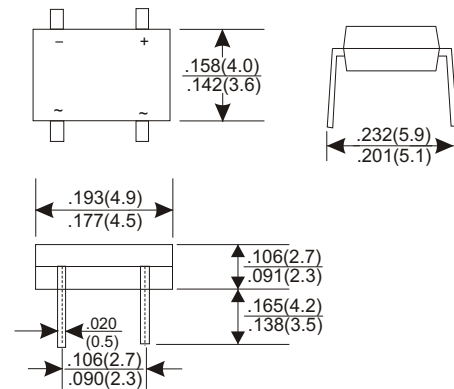
VOLTAGE RANGE

50 to 1000 Volts

CURRENT

0.8 Ampere

MB-1M



Dimensions in inches and (millimeters)

MAXIMUM RATINGS AND ELECTRICAL CHARACTERISTICS

Rating 25°C ambient temperature unless otherwise specified.
Single phase half wave, 60Hz, resistive or inductive load.
For capacitive load, derate current by 20%.

TYPE NUMBER	MB05M	MB1M	MB2M	MB4M	MB6M	MB8M	MB10M	UNITS
Maximum Recurrent Peak Reverse Voltage	50	100	200	400	600	800	1000	V
Maximum RMS Voltage	35	70	140	280	420	560	700	V
Maximum DC Blocking Voltage	50	100	200	400	600	800	1000	V
Maximum Average Forward Rectified Current (See Fig. 1) on glass-epoxy P.C.B.(Note 2) on aluminum substrate(Note 3)				0.6 0.8				A
Peak Forward Surge Current, 8.3 ms single half sine-wave superimposed on rated load (JEDEC method)				30				A
Maximum Forward Voltage Drop per Bridge Element at 0.4A D.C.				1.0				V
Maximum DC Reverse Current at Rated DC Blocking Voltage				5				uA
Typical Junction Capacitance(Note 1)				13				pF
Typical Thermal Resistance(Note 3)				70				°C/W
Typical Thermal Resistance(Note 2)				20				°C/W
Operating Temperature Range, Tj				-65 — +125				°C
Storage Temperature Range, TSTG				-65 — +150				°C

RATING AND CHARACTERISTIC CURVES (MB05M THRU MB10M)

FIG.1-TYPICAL FORWARD CURRENT DERATING CURVE

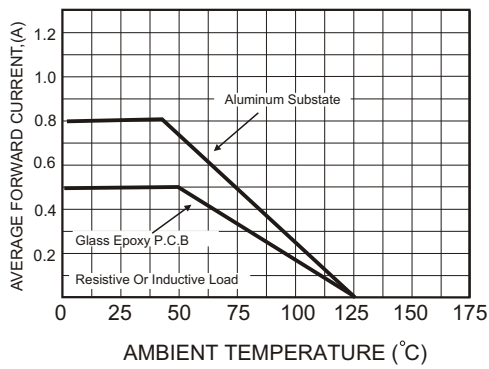


FIG.2-MAXIMUM NON-REPETITIVE FORWARD SURGE CURRENT

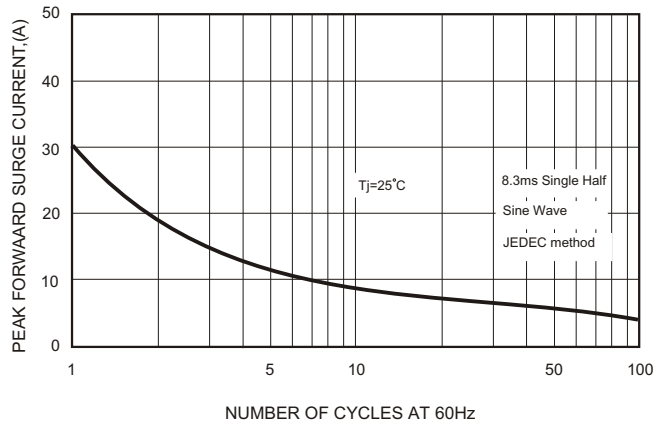


FIG.3-TYPICAL FORWARD CHARACTERISTICS

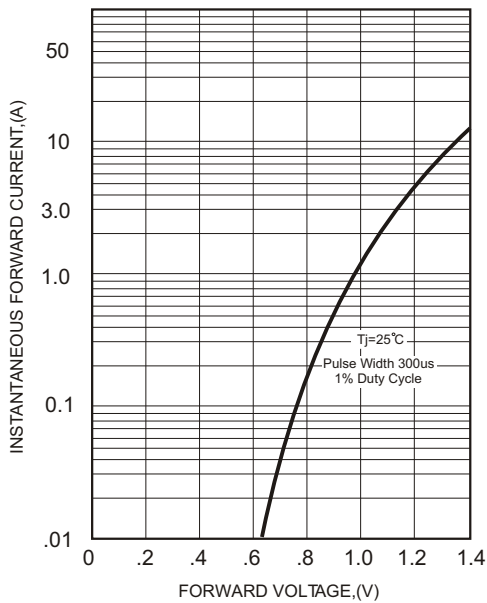


FIG.4-TYPICAL REVERSE CHARACTERISTICS

