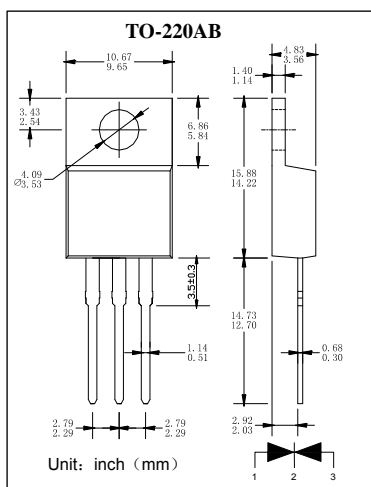


肖特基二极管
反向电压 40---200V
正向电流 16A

Schottky Barrier Rectifier
Reverse Voltage 40 to 200 V
Forward Current 16A



特征 Features

- 大电流承受能力。High Current Capability
- 正向压降低。Low Forward Voltage Drop
- 低功耗高效率。Low Power Loss, High Efficiency
- 引线 and 管体皆符合RoHS标准。
Lead and body according with RoHS standard

机械数据 Mechanical Data

- 封装: 塑料封装 Case: Molded Plastic
- 极性: 标记模压或印于本体 Polarity: Symbols molded or marked on body
- 安装位置: 任意 Mounting Position: Any
- 安装扭矩: 推荐值 0.3牛*米 Mounting torque: Recommend 0.3 N*m

极限值和温度特性 TA = 25°C 除非另有规定。

Maximum Ratings & Thermal Characteristics Ratings at 25°C ambient temperature unless otherwise specified.

	符号 Symbols	MBR 1640CT	MBR 1645CT	MBR 1650CT	MBR 1660CT	MBR 16100CT	MBR 16150CT	MBR 16200CT	单位 Unit
最大可重复峰值反向电压 Maximum repetitive peak reverse voltage	V_{RRM}	40	45	50	60	100	150	200	V
最大均方根电压 Maximum RMS voltage	V_{RMS}	28	31	35	42	70	105	140	V
最大直流阻断电压 Maximum DC blocking voltage	V_{DC}	40	45	50	60	100	150	200	V
最大正向平均整流电流 Maximum average forward rectified current	$I_{F(AV)}$	16							A
峰值正向浪涌电流 8.3ms单一正弦半波 Peak forward surge current 8.3 ms single half sine-wave	I_{FSM}	150							A
典型热阻 Typical thermal resistance	$R_{\theta JC}$	1.5				3.5			°C/W
工作结温和存储温度 Operating junction and storage temperature range	T_J, T_{STG}	-55 --- +150							°C

电特性 TA = 25°C 除非另有规定。

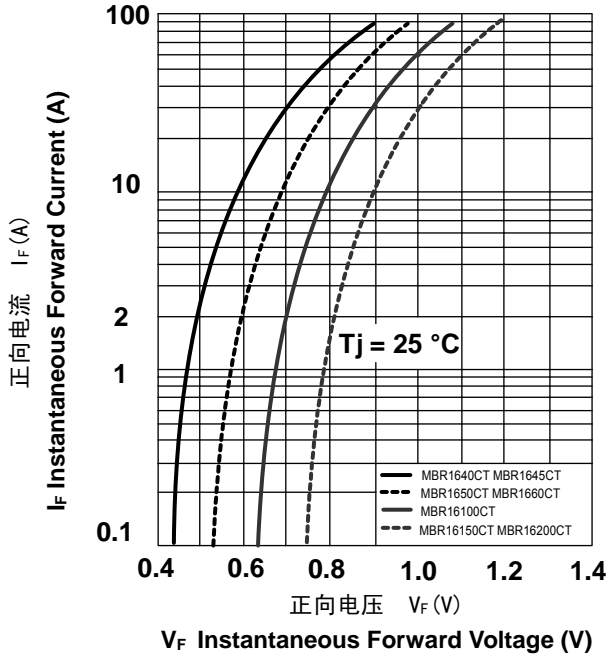
Electrical Characteristics Ratings at 25°C ambient temperature unless otherwise specified.

	符号 Symbols	MBR 1640CT	MBR 1645CT	MBR 1650CT	MBR 1660CT	MBR 16100CT	MBR 16150CT	MBR 16200CT	单位 Unit
最大正向电压 Maximum forward voltage	$I_F = 8A$ V_F	0.63		0.75		0.85	0.95	0.99	v
最大反向电流 Maximum reverse current	$T_J = 25^\circ C$ $T_J = 100^\circ C$ I_R	0.10		15		0.15 150			mA
典型结电容 $V_R = 4.0V, f = 1MHz$ Type junction capacitance	C_j	400		310					pF

特性曲线 Characteristic Curves

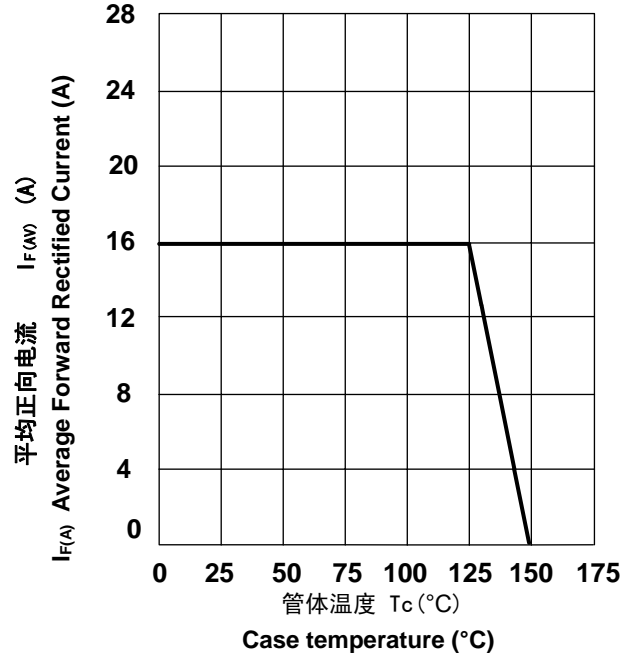
正向特性曲线 (典型值)

TYPICAL FORWARD CHARACTERISTIC



正向电流降额曲线

FORWARD CURRENT DERATING CURVE



浪涌特性曲线 (最大值)

MAXIMUM NON REPETITIVE PEAK FORWARD SURGE CURRENT

