



# MBR1640DC~MBR16200DC

## D<sup>2</sup>PAK SURFACE SCHOTTKY BARRIER RECTIFIERS

**VOLTAGE** 40 to 200 Volts **CURRENT** 16 Amperes

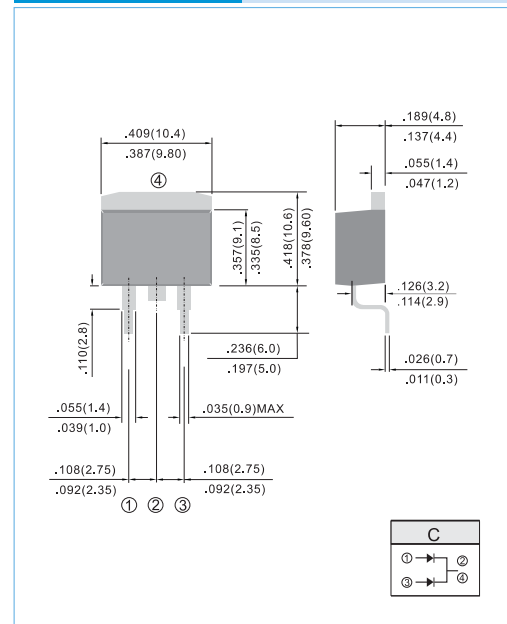
TO-263 / D<sup>2</sup>PAK Unit: inch (mm)

### FEATURES

- Plastic package has Underwriters Laboratory Flammability Classification 94V-O utilizing Flame Retardant Epoxy Molding Compound.
- Exceeds environmental standards of MIL-S-19500/228
- Low power loss, high efficiency.
- Low forward voltage, high current capability
- High surge capacity.
- For use in low voltage, high frequency inverters free wheeling, and polarity protection applications.
- In compliance with EU RoHS 2002/95/EC directives

### MECHANICAL DATA

- Case: D<sup>2</sup>PAK/TO-263 molded plastic package
- Terminals: Lead solderable per MIL-STD-750, Method 2026
- Polarity: As marked.
- Mounting Position: Any
- Weight: 0.0514 ounces, 1.46 grams



### MAXIMUM RATINGS

Ratings at 25°C ambient temperature unless otherwise specified. Single phase, half wave, 60 Hz, resistive or inductive load. For capacitive load, derate current by 20%

PARAMETER	SYMBOL	MBR1640DC	MBR1645DC	MBR1650DC	MBR1660DC	MBR1680DC	MBR1690DC	MBR16100DC	MBR16150DC	MBR16200DC	UNITS
Maximum Recurrent Peak Reverse Voltage	$V_{RRM}$	40	45	50	60	80	90	100	150	200	V
Maximum RMS Voltage	$V_{RMS}$	28	31.5	35	42	56	63	70	105	140	V
Maximum DC Blocking Voltage	$V_{DC}$	40	45	50	60	80	90	100	150	200	V
Maximum Average Forward (See Figure 1)	$I_{F(AV)}$	16									A
Peak Forward Surge Current : 8.3ms single half sine-wave superimposed on rated load(JEDEC method)	$I_{FSM}$	150									A
Maximum Forward Voltage at 8.0A per leg	$V_F$	0.70		0.75		0.80			0.90		V
Maximum DC Reverse Current at $T_j=25^{\circ}C$ Rated DC Blocking Voltage $T_j=100^{\circ}C$	$I_R$						0.05				mA
Typical Thermal Resistance	$R_{\theta JC}$						2.0				$^{\circ}C / W$
Operating Junction and Storage Temperature Range	$T_j, T_{STG}$	-55 to +150				-65 to +175					$^{\circ}C$



# MBR1640DC~MBR16200DC

## RATING AND CHARACTERISTIC CURVES

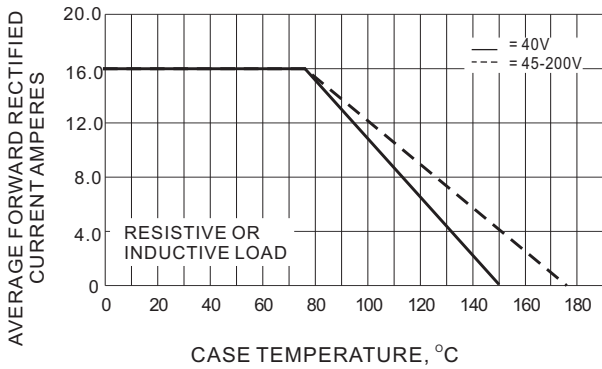


Fig.1- FORWARD CURRENT DERATING CURVE

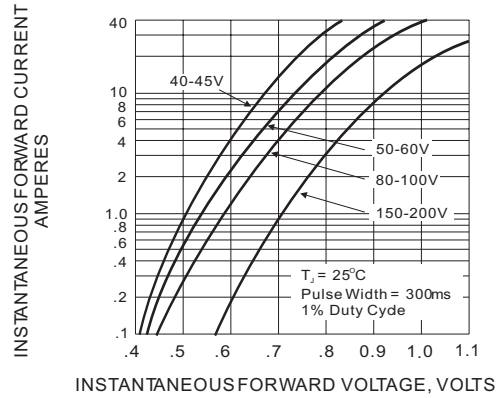


Fig.2- TYPICAL INSTANTANEOUS FORWARD CHARACTERISTICS

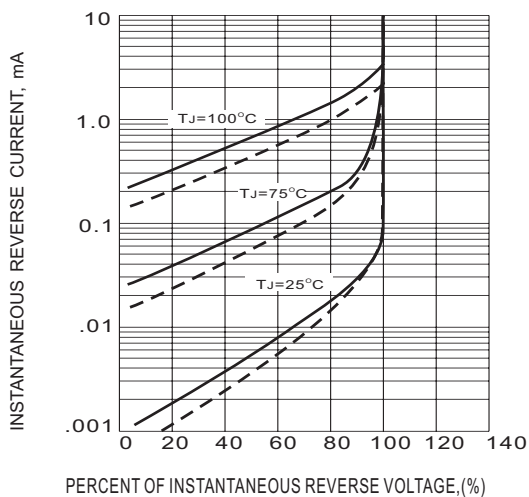


Fig.3- TYPICAL REVERSE CHARACTERISTICS

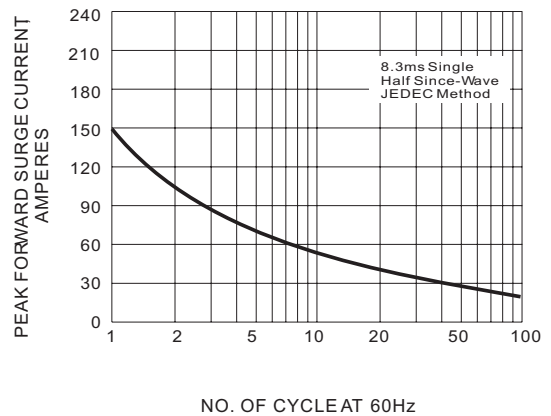


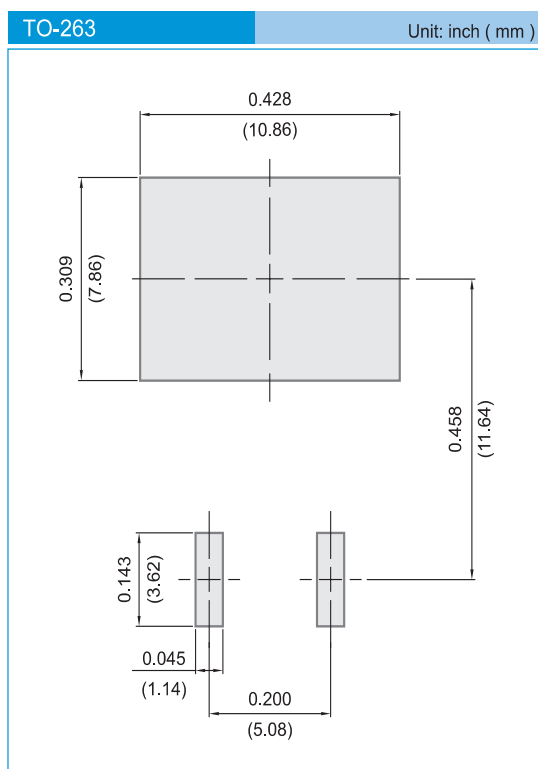
Fig.4- MAXIMUM NON-REPETITIVE SURGE CURRENT




---

## MOUNTING PAD LAYOUT

---




---

## ORDER INFORMATION

---

- Packing information  
T/R - 0.8K per 13" plastic Reel

---

## LEGAL STATEMENT

---

### Copyright PanJit International, Inc 2009

The information presented in this document is believed to be accurate and reliable. The specifications and information herein are subject to change without notice. Pan Jit makes no warranty, representation or guarantee regarding the suitability of its products for any particular purpose. Pan Jit products are not authorized for use in life support devices or systems. Pan Jit does not convey any license under its patent rights or rights of others.