



Micro Commercial Components

Micro Commercial Components  
 20736 Marilla Street Chatsworth  
 CA 91311  
 Phone: (818) 701-4933  
 Fax: (818) 701-4939

# MBR2020FCT THRU MBR20100FCT

## 20 Amp Schottky Barrier Rectifier 20 to 100 Volts

### Features

- High Surge Capacity
- Low Forward Voltage Drop
- High Current Capability, High Efficiency
- Marking : type number
- Lead Free Finish/RoHS Compliant(Note 1) ("P" Suffix designates RoHS Compliant. See ordering information)
- Case Material: Molded Plastic. UL Flammability Classification Rating 94V-0 and MSL Rating 1

### Maximum Ratings

- Operating Temperature: -55°C to +150°C
- Storage Temperature: -55°C to +150°C

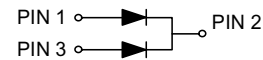
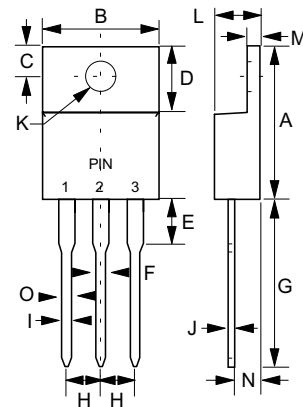
MCC Catalog Number	Maximum Recurrent Peak Reverse Voltage	Maximum RMS Voltage	Maximum DC Blocking Voltage
MBR2020FCT	20V	14V	20V
MBR2030FCT	30V	21V	30V
MBR2035FCT	35V	24.5V	35V
MBR2040FCT	40V	28V	40V
MBR2045FCT	45V	31.5V	45V
MBR2060FCT	60V	42V	60V
MBR2080FCT	80V	56V	80V
MBR20100FCT	100V	70V	100V

### Electrical Characteristics @ 25°C Unless Otherwise Specified

Average Forward Current	$I_{F(AV)}$	20 A	$T_A = 120^\circ\text{C}$
Peak Forward Surge Current	$I_{FSM}$	150A	8.3ms, half sine
Maximum Instantaneous Forward Voltage	$V_F$	.70V .80V .85V .84V .95V .95V	$I_{FM} = 10A;$ $T_A = 25^\circ\text{C}$
2020FCT-2045FCT			
2060FCT			
2080FCT-20100FCT			
2020FCT-2045FCT			
2060FCT			
2080FCT-20100FCT	$I_{FM} = 20A;$ $T_A = 25^\circ\text{C}$		
2020FCT-2045FCT			
2060FCT			
2080FCT-20100FCT		$I_{FM} = 20A;$ $T_A = 125^\circ\text{C}$	
2020FCT-2045FCT			
2060FCT			
2080FCT-20100FCT			
Maximum DC Reverse Current At Rated DC Blocking Voltage	$I_R$	0.1mA 0.15mA 50mA 150mA	$T_A = 25^\circ\text{C}$
2020FCT~2045FCT			
2060FCT~20100FCT			
2020FCT~2045FCT			
2060FCT~20100FCT			$T_A = 125^\circ\text{C}$

Notes:1.High Temperature Solder Exemption Applied, see EU Directive Annex 7.

### ITO-220AB



DIM	DIMENSIONS				NOTE
	INCHES		MM		
	MIN	MAX	MIN	MAX	
A	.583	.606	14.80	15.40	
B	---	.406	---	10.30	
C	.100	.112	2.55	2.85	
D	.248	.272	6.30	6.90	
E	---	.161	---	4.10	
F	---	.071	---	1.80	
G	.512	.543	13.00	13.80	
H	.100		2.55		
I	---	.035	---	0.90	
J	---	.032	---	0.80	
K	.118	.134	3.00	3.40	∅
L	---	.189	---	4.80	
M	---	.130	---	3.30	
N	.098	.114	2.50	2.90	
O	---	.055	---	1.40	

# MBR2020FCT thru MBR20100FCT

Figure 1  
Typical Forward Characteristics

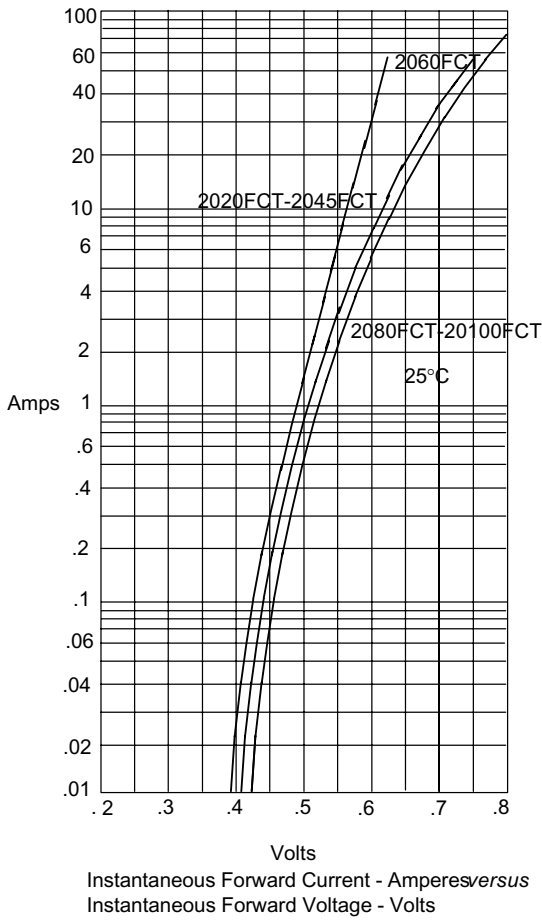


Figure 2  
Typical Reverse Characteristics

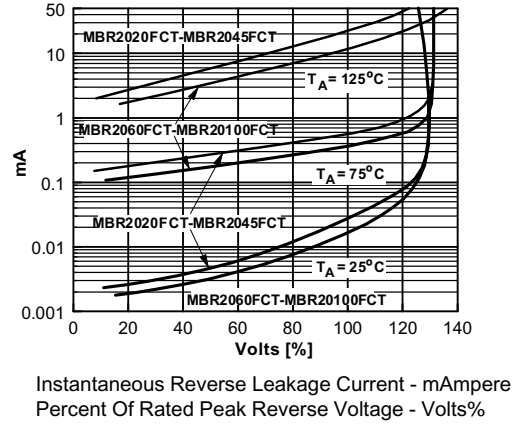


Figure 3  
Forward Derating Curve

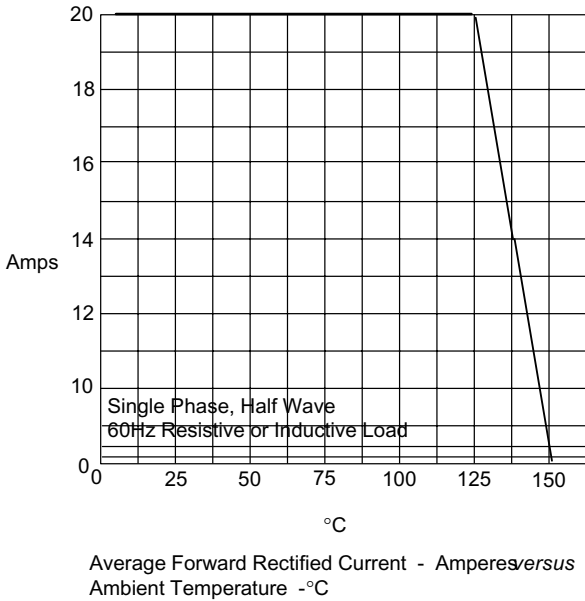
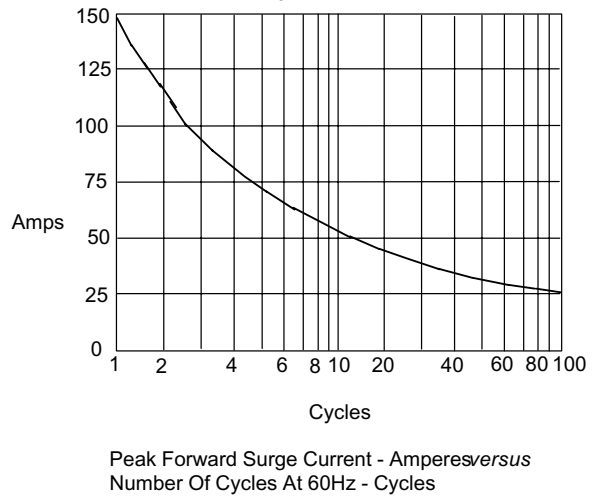


Figure 4  
Peak Forward Surge Current





Micro Commercial Components

## Ordering Information

Device	Packing
(Part Number)-BP	Bulk;1Kpcs/Box

**\*\*\*IMPORTANT NOTICE\*\*\***

*Micro Commercial Components Corp.* reserves the right to make changes without further notice to any product herein to make corrections, modifications, enhancements, improvements, or other changes. *Micro Commercial Components Corp.* does not assume any liability arising out of the application or use of any product described herein; neither does it convey any license under its patent rights, nor the rights of others. The user of products in such applications shall assume all risks of such use and will agree to hold *Micro Commercial Components Corp.* and all the companies whose products are represented on our website, harmless against all damages.

**\*\*\*APPLICATIONS DISCLAIMER\*\*\***

Products offer by *Micro Commercial Components Corp.* are not intended for use in Medical, Aerospace or Military Applications.

---

[www.mccsemi.com](http://www.mccsemi.com)