



Shanghai Lunsure Electronic  
Technology Co.,Ltd  
Tel:0086-21-37185008  
Fax:0086-21-57152769

# MBR30100CT

## Features

- Metal of siliconrectifier, majonty carrier conducton
- Guard ring for transient protection
- Low power loss high efficiency
- High surge capacity, High current capability

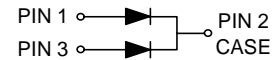
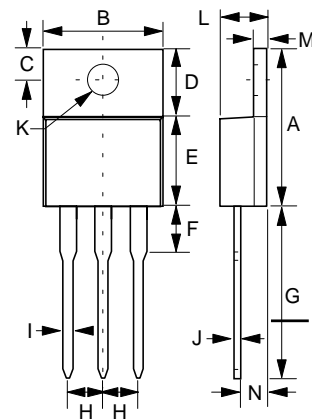
## Maximum Ratings

- Operating Junction Temperature: -55°C to +150°C
- Storage Temperature: - 55°C to +150°C

Catalog Number	Device Marking	Maximum Recurrent Peak Reverse Voltage	Maximum RMS Voltage	Maximum DC Blocking Voltage
MBR30100CT	MBR30100CT	100V	70V	100V

## 30 Amp Schottky Barrier Rectifier 100 Volts

### TO-220AB



## Electrical Characteristics @ 25°C Unless Otherwise Specified

Average Forward Current	$I_{F(AV)}$	30A	$T_C = 125^\circ\text{C}$
Peak Forward Surge Current	$I_{FSM}$	250A	8.3ms, half sine
Maximum Instantaneous Forward Voltage	$V_F$	.85V	$T_J = 25^\circ\text{C}$ $I_{FM} = 15\text{A};$
Maximum DC Reverse Current At Rated DC Blocking Voltage	$I_R$	500uA 7mA	$T_J = 25^\circ\text{C}$ $T_J = 125^\circ\text{C}$

DIM	DIMENSIONS				NOTE
	INCHES		MM		
A	.560	.625	14.22	15.88	
B	.380	.420	9.65	10.67	
C	.100	.135	2.54	3.43	
D	.230	.270	5.84	6.86	
E	.380	.420	9.65	10.67	
F	-----	.250	-----	6.35	
G	.500	.580	12.70	14.73	
H	.090	.110	2.29	2.79	
I	.020	.045	0.51	1.14	
J	.012	.025	0.30	0.64	
K	.139	.161	3.53	4.09	∅
L	.140	.190	3.56	4.83	
M	.045	.055	1.14	1.40	
N	.080	.115	2.03	2.92	

**RATING AND CHARACTERISTIC CURVES  
MBR30100CT**



FIG.1 - FORWARD CURRENT DERATING CURVE

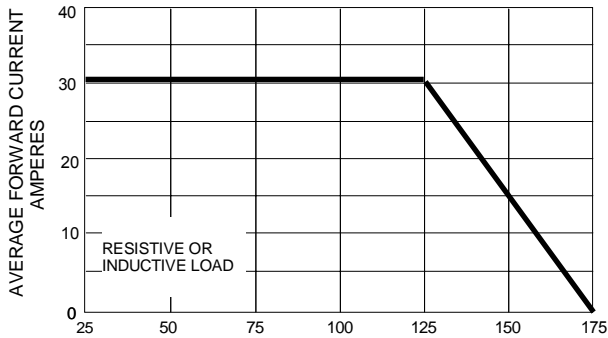
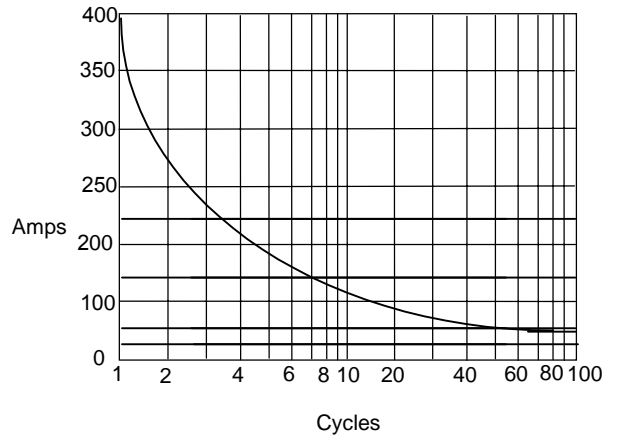
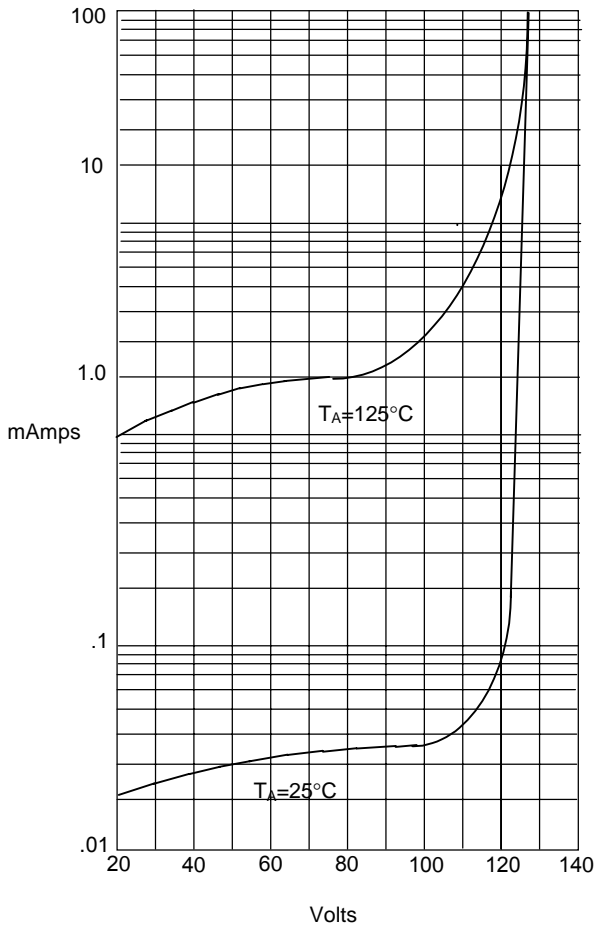


Figure 2  
Peak Forward Surge Current



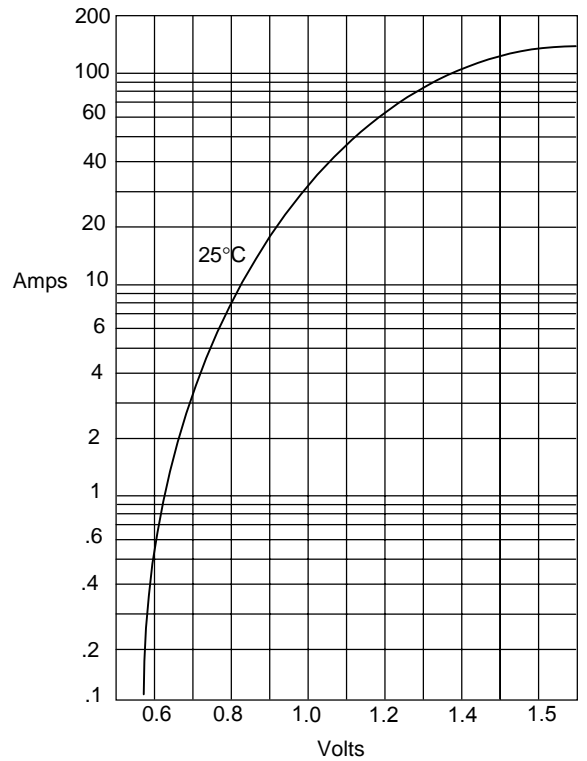
Peak Forward Surge Current - Amperes versus  
Number Of Cycles At 60Hz - Cycles

Figure 3  
Typical Reverse Characteristics



Instantaneous Reverse Leakage Current - MicroAmperes versus  
Percent Of Rated Peak Reverse Voltage - Volts

Figure 4  
Typical Forward Characteristics



Instantaneous Forward Current - Amperes versus  
Instantaneous Forward Voltage - Volts