

MC13025

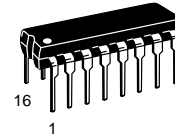
Electronically Tuned Radio Front End

The MC13025 is the complementary ETR[®] Electronically Tuned Radio front-end for the second generation MC13022 C-QUAM[®] AM stereo IF and decoder. The MC13025 provides a high dynamic range mixer, voltage controlled oscillator, and first IF that with the MC13022 and synthesizer form a complete digitally controlled AM stereo tuner system. This system in turn may drive a dual channel audio processor and high power amplifiers for car radio or home stereo applications. Other applications include portable radio "boom boxes", table radios and component stereo systems.

- Operates Over a Wide Range of Supply Voltages: 6.0 V_{CC} to 10 V_{CC}
- Wideband AGC Voltage to RF Amp for Extended Dynamic Range
- Buffered VCO Output to Frequency Synthesizer
- No External RF Amp Needed for Most Home Stereo and Portable Radios
- IF Drive Output Matches the MC13022 for Optimum Performance
- VCO Operates at Four Times Local Oscillator Injection Frequency

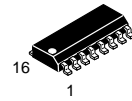
ETR[®] FRONT END for C-QUAM[®] AM STEREO

SEMICONDUCTOR TECHNICAL DATA



P SUFFIX
PLASTIC PACKAGE
CASE 648

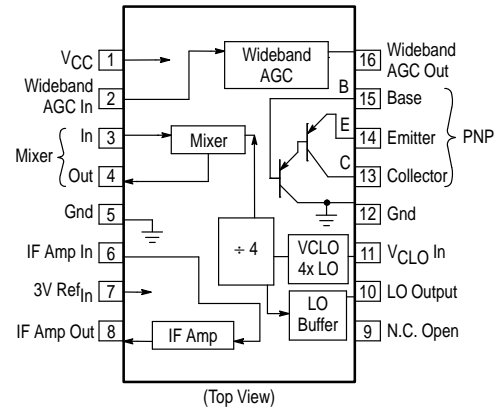
D SUFFIX
PLASTIC PACKAGE
CASE 751B
(SO-16)



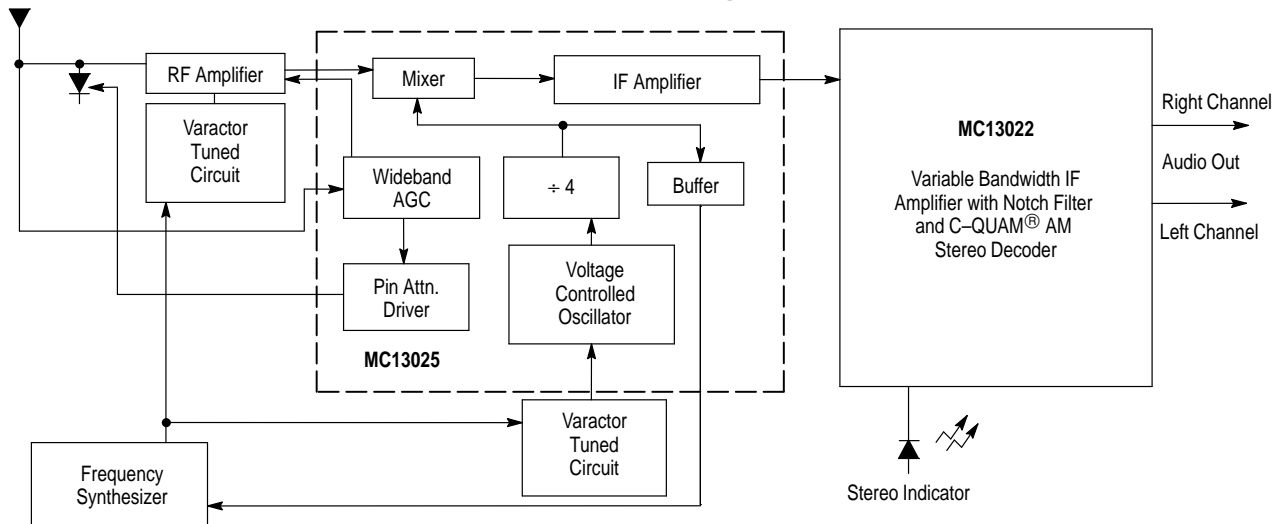
ORDERING INFORMATION

Device	Operating Temperature Range	Package
MC13025D	T _A = -40° to +85°C	SO-16
MC13025P		Plastic DIP

PIN CONNECTIONS



Simplified Block Diagram



This device contains 93 active transistors.

MC13025

MAXIMUM RATINGS

Rating	Symbol	Value	Unit
Supply Voltage	V_{CC}	12	Vdc
Ambient Operating Temperature	T_A	-40 to +85	°C
Storage Temperature	T_{stg}	-65 to +150	°C
Junction Temperature	T_J	150	°C
Power Dissipation Derate above 25°C	P_D	1.25 10	W mW/°C

ELECTRICAL CHARACTERISTICS ($T_A = 25^\circ\text{C}$, 8.0 V_{CC} test circuit as shown in Figure 2.)

Characteristics	Pin	Min	Typ	Max	Unit
Supply Current	1	7.0	8.2	10	mAdc
3.0 V Ref, Current In	7	-50	7.0	90	μAdc
IF Out DC Current	8	0.9	1.05	1.2	mAdc
Mixer DC Current Output	4	0.70	0.77	0.82	mAdc
IF Output Amplitude, RF Input @ 1.7 MHz, 31.6 mV	8	270	330	390	mVrms
Local Oscillator Output	10	160	181	220	mVrms
Wideband AGC Pull-Down Current	16	0.5	1.0	1.5	mAdc
PNP Darlington (DC Beta @ 5.0 mA I_E)		1000	2500	-	
PNP Darlington Collector Leakage ($V_E = V_B = 8.0\text{ V}$)	13	-0.13	-0.06	-	μAdc

Figure 1. Test Circuit

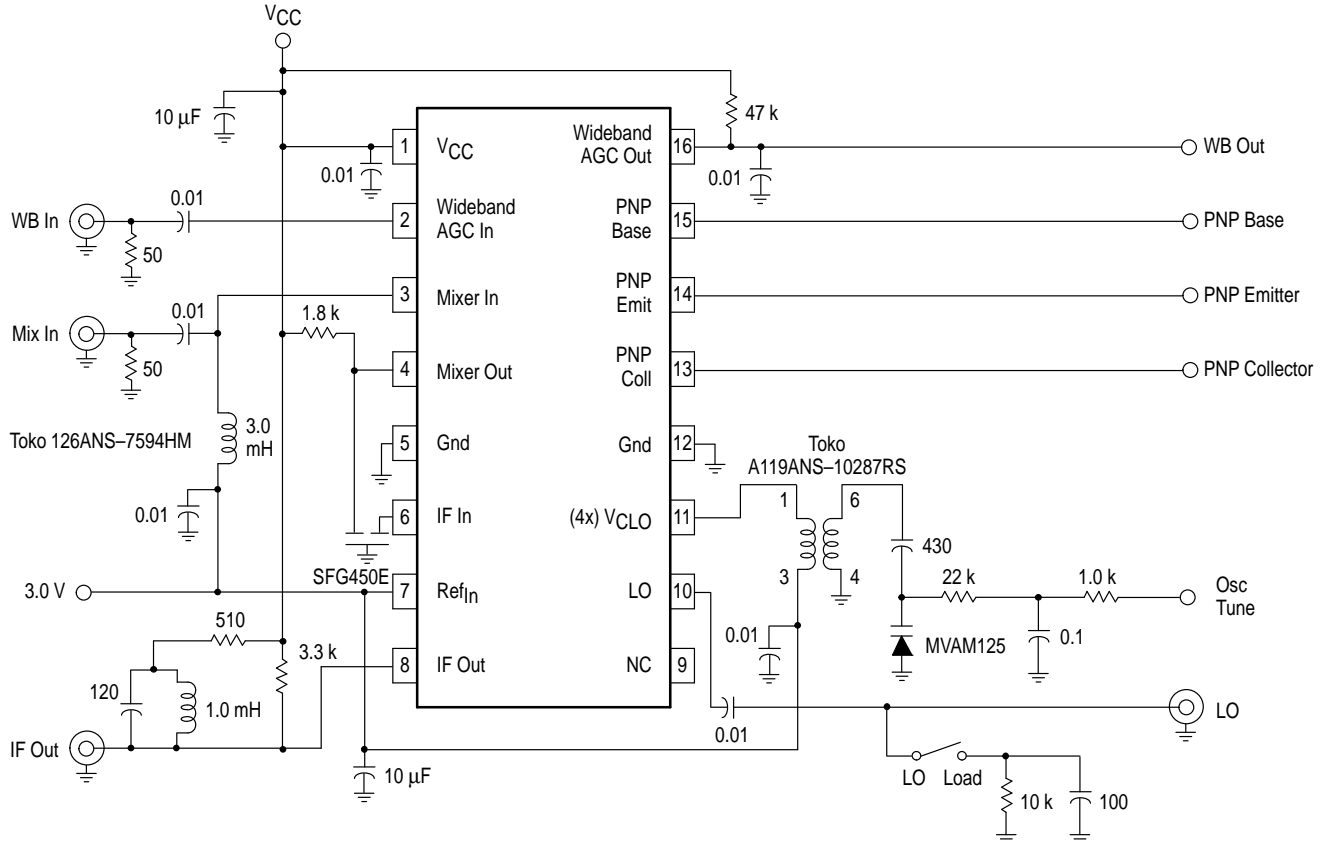
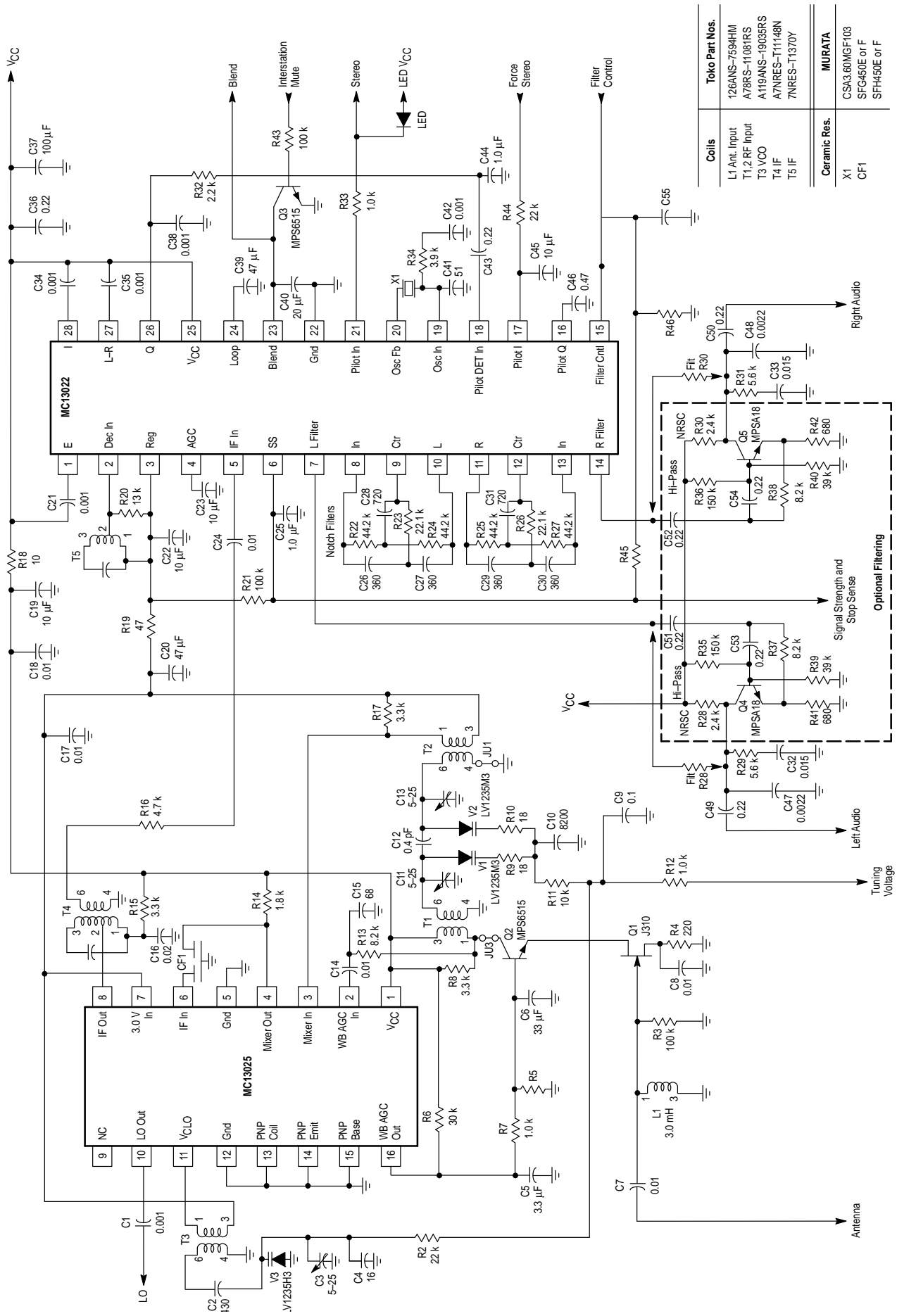


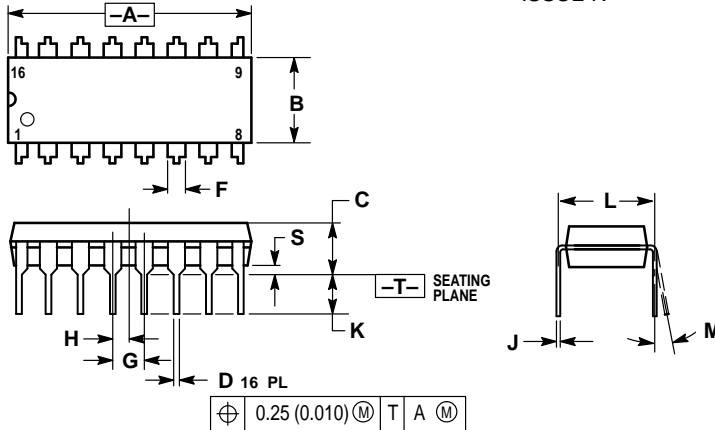
Figure 2. Cascode RF ETR Application
(NRSC – Notch Filters – Optional Pilot High Pass)



MC13025

OUTLINE DIMENSIONS

P SUFFIX PLASTIC PACKAGE CASE 648-08 ISSUE R

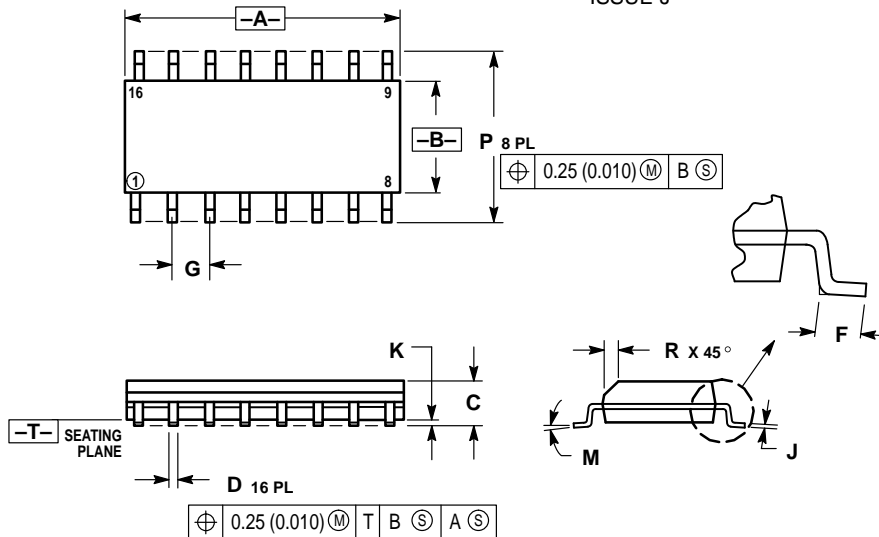


NOTES:

1. DIMENSIONING AND TOLERANCING PER ANSI Y14.5M, 1982.
2. CONTROLLING DIMENSION: INCH.
3. DIMENSION L TO CENTER OF LEADS WHEN FORMED PARALLEL.
4. DIMENSION B DOES NOT INCLUDE MOLD FLASH.
5. ROUNDED CORNERS OPTIONAL.

DIM	INCHES		MILLIMETERS	
	MIN	MAX	MIN	MAX
A	0.740	0.770	18.80	19.55
B	0.250	0.270	6.35	6.85
C	0.145	0.175	3.69	4.44
D	0.015	0.021	0.39	0.53
F	0.040	0.70	1.02	1.77
G	0.100 BSC		2.54 BSC	
H	0.050 BSC		1.27 BSC	
J	0.008	0.015	0.21	0.38
K	0.110	0.130	2.80	3.30
L	0.295	0.305	7.50	7.74
M	0°	10°	0°	10°
S	0.020	0.040	0.51	1.01

D SUFFIX PLASTIC PACKAGE CASE 751B-05 (SO-16) ISSUE J



NOTES:

1. DIMENSIONING AND TOLERANCING PER ANSI Y14.5M, 1982.
2. CONTROLLING DIMENSION: MILLIMETER.
3. DIMENSIONS A AND B DO NOT INCLUDE MOLD PROTRUSION.
4. MAXIMUM MOLD PROTRUSION 0.15 (0.006) PER SIDE.
5. DIMENSION D DOES NOT INCLUDE DAMBAR PROTRUSION. ALLOWABLE DAMBAR PROTRUSION SHALL BE 0.127 (0.005) TOTAL IN EXCESS OF THE D DIMENSION AT MAXIMUM MATERIAL CONDITION.

DIM	MILLIMETERS		INCHES	
	MIN	MAX	MIN	MAX
A	9.80	10.00	0.386	0.393
B	3.80	4.00	0.150	0.157
C	1.35	1.75	0.054	0.068
D	0.35	0.49	0.014	0.019
F	0.40	1.25	0.016	0.049
G	1.27 BSC		0.050 BSC	
J	0.19	0.25	0.008	0.009
K	0.10	0.25	0.004	0.009
M	0°	7°	0°	7°
P	5.80	6.20	0.229	0.244
R	0.25	0.50	0.010	0.019

Motorola reserves the right to make changes without further notice to any products herein. Motorola makes no warranty, representation or guarantee regarding the suitability of its products for any particular purpose, nor does Motorola assume any liability arising out of the application or use of any product or circuit, and specifically disclaims any and all liability, including without limitation consequential or incidental damages. "Typical" parameters which may be provided in Motorola data sheets and/or specifications can and do vary in different applications and actual performance may vary over time. All operating parameters, including "Typicals" must be validated for each customer application by customer's technical experts. Motorola does not convey any license under its patent rights nor the rights of others. Motorola products are not designed, intended, or authorized for use as components in systems intended for surgical implant into the body, or other applications intended to support or sustain life, or for any other application in which the failure of the Motorola product could create a situation where personal injury or death may occur. Should Buyer purchase or use Motorola products for any such unintended or unauthorized application, Buyer shall indemnify and hold Motorola and its officers, employees, subsidiaries, affiliates, and distributors harmless against all claims, costs, damages, and expenses, and reasonable attorney fees arising out of, directly or indirectly, any claim of personal injury or death associated with such unintended or unauthorized use, even if such claim alleges that Motorola was negligent regarding the design or manufacture of the part. Motorola and registered trademarks of Motorola, Inc. Motorola, Inc. is an Equal Opportunity/Affirmative Action Employer.

How to reach us:

USA/EUROPE/Locations Not Listed: Motorola Literature Distribution; P.O. Box 20912; Phoenix, Arizona 85036. 1-800-441-2447 or 602-303-5454

MFAX: RMFAX0@email.sps.mot.com – TOUCHTONE 602-244-6609
INTERNET: <http://Design-NET.com>

JAPAN: Nippon Motorola Ltd.; Tatsumi-SPD-JLDC, 6F Seibu-Butsuryu-Center, 3-14-2 Tatsumi Koto-Ku, Tokyo 135, Japan. 03-81-3521-8315

ASIA/PACIFIC: Motorola Semiconductors H.K. Ltd.; 8B Tai Ping Industrial Park, 51 Ting Kok Road, Tai Po, N.T., Hong Kong. 852-26629298

