


MCO-3S-PE-6p

SMD Clock Oscillator
LVPECL

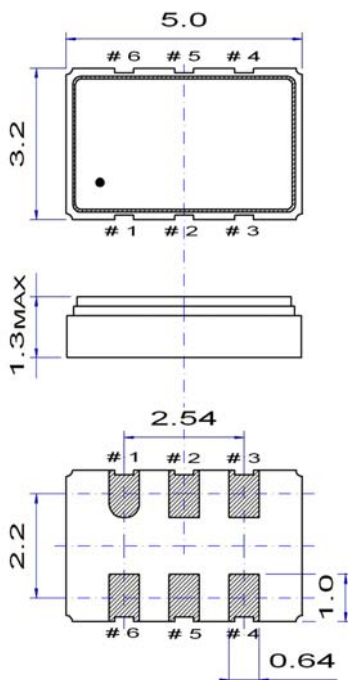
QuartzCom
the communications company



Features

- Applications: 10 Gigabit Ethernet, SDH, SONET, Fibre Channel broadband access, DSL, GPON and switching system
- Output frequency up to 212.5 MHz
- Low jitter < 0.5 ps
- Small package size: 5.0 x 3.2 x 1.3 mm

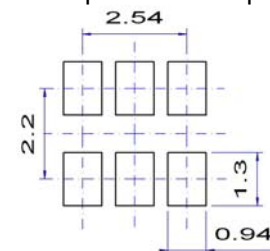
Parameter	Specification	
	MCO-3S25-PE-6p	MCO-3S3-PE-6p
Frequency range	20 ~ 212.5 MHz	
Standard frequencies	106.25, 120.00, 122.88, 125.00, 153.60, 155.52, 156.250, 159.375 161.1328, 200.00 & 212.50 MHz	
Supply voltage	+2.5 V \pm 5 %	+3.3 V \pm 5 %
Output signal	LVPECL	
Output voltage	$V_{OH} \geq 1.475$ V $V_{OL} \leq 1.095$ V	$V_{OH} \geq 2.275$ V $V_{OL} \leq 1.680$ V
Output load	50 Ω to Vdc -2.0 V	
Supply current	40 ~ 85 mA	
Frequency stability (*)	< \pm 25 ppm < \pm 50 ppm	over -20 ~ +70 $^{\circ}$ C over -40 ~ +85 $^{\circ}$ C
Jitter (rms)	< 0.5 ps @ 12 kHz ~ 20 MHz from carrier frequency	
Symmetry	45 ~ 55 %	@ 1/2 Vdc
Rise / Fall time	< 0.5 ns	20 to 80 % of amplitude
Tri-state function	pin #1 = high or open pin #1 = low	pin #4 & #5 \rightarrow signal pin #4 & #5 \rightarrow high impedance
Operating temperature range	-20 ~ +70 $^{\circ}$ C -40 ~ +85 $^{\circ}$ C	commercial application industrial application
Storage temperature range	-55 ~ +125 $^{\circ}$ C	
Packaging units	tape & reel	1'000 pcs
(*) All inclusive: frequency stability vs. temperature, tolerance, aging, supply & load variation, on request		
Customer specifications on request		



Pin function

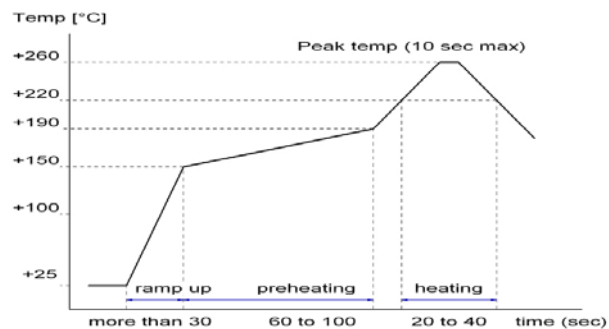
- # 1 Tri-state or not connected
- # 2 not connected
- # 3 GND
- # 4 Output
- # 5 Complementary output
- # 6 Vdc

Example for solder pattern



Do not design any conductive path between the pattern

Example for IR reflow soldering temperature



2002/95/EC RoHS compliant