


MCO-SW-S-G8p

SMD Clock Oscillator
Sine wave

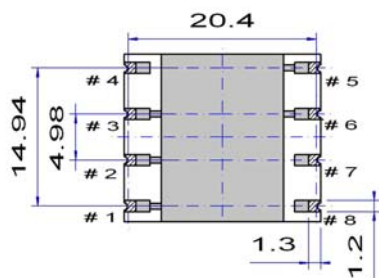

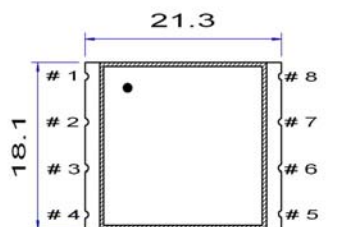
QuartzCom
the communications company



Features

- Applications: 10 Gigabit Ethernet, switching system and telecom infrastructure
- Output frequency up to 600 MHz
- Low Phase Noise
- Low Jitter < 0.3 ps.

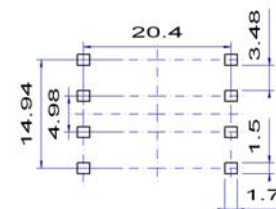
Parameter	Specification	
Frequency range	50 ~ 1 GHz	
Standard frequencies	120.00, 122.88 , 300.00, 400.00 & 500.00 MHz	
Supply voltage	+5.0 V	±5 %
Supply current	70 mA	
Frequency stability (*)	< ±30 ppm	for -20 ~ +70 °C
Output signal	Sine wave	
Output voltage	0 dB	±3 dB
Output load	50 Ω	±10 %
Jitter (rms)	< 5 ps	@ 12 kHz ~ 20 MHz from carrier frequency
Harmonics	-40 dBc	
Sub harmonics	-25 dBc	
Operating temperature range	-20 ~ +70 °C -40 ~ +85 °C	commercial application industrial application on request
Storage temperature range	-55 ~ +125 °C	
Packaging unit	tray	25 pcs
(*) All inclusive: frequency stability vs. temperature, tolerance, aging, supply & load variation		
Customer specification on request		



Pin function

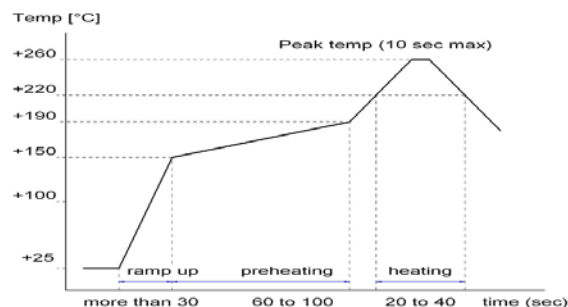
- # 1 GND
- # 2 GND
- # 3 GND
- # 4 GND
- # 5 GND
- # 6 GND
- # 7 Output
- # 8 Vcd

Example for solder pattern



Do not design any conductive path between the pattern

Example for IR reflow soldering temperature



2002/95/EC RoHS compliant