

MIPP Pre-Terminated MPO Cassette

Modular Industrial Patch Panel With Pre-Terminated MPO Cassette

Application

MIPP™ is an industrial termination and patching panel enabling cables to be terminated and linked to active equipment such as switches. Its robust design protects connections in nearly any industrial application. MIPP™ Pre-Terminated MPO Cassette allows reliable, plug & play network designs. The Pre-Terminated MPO Cassette provides minimum installation time with 100% tested components, allowing a fast connection of Pre-Terminated MPO Fiber Trunk cable to LC-based active equipment.

Features

- Robust design of lightweight, high strength aluminium housing
- DIN rail (TS35 in EN 60715) or wall mount plate as option
- Allows connection of MPO (12 fiber) Trunks to LC ports
- Standard OS2/UPC and OM4 application ready
- Temperature range from -10°C to +60°C
- 100% tested (test report included)
- UL 1863

Cassette

Pre-Terminated module with one MPO (12 fibers) on bottom or top side (Trunk side). The MPO is internally connected by means of a fan out, to six LC duplex adapters (12 fibers) on the front (Patch side).



Construction

The aluminium housing design can hold up to 6 cassettes (maximum width 182mm). One cassette has a width of 30mm. See below for the dimensions of a single cassette. Both module and housing are powder coated.

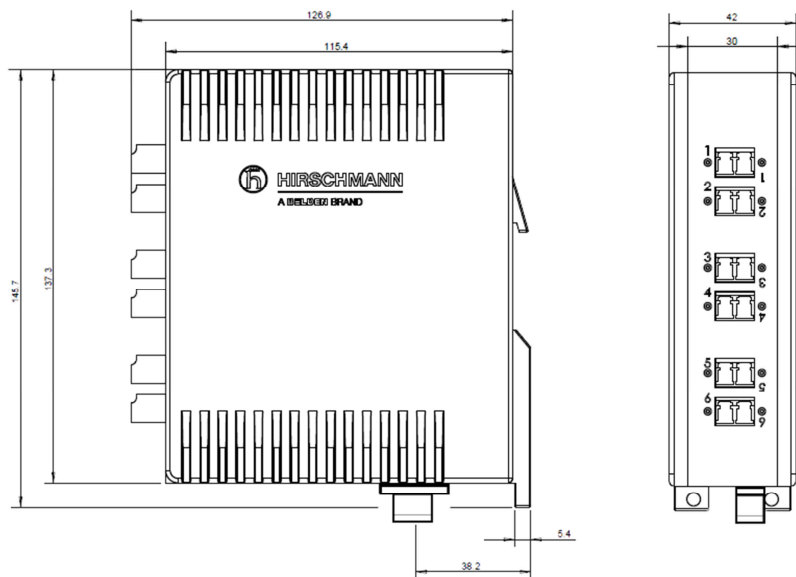


Figure 1 - MIPP with MPO to LC Cassette including dimensions

Construction, Dimensions & Mechanical data








Housing Type and Description						
Number of Single Modules	1	2	3	4	5	6
						
Mechanical Construction	Die Cast Aluminium					
Material Housing	Die Cast Aluminium					
Dimensions - Width (mm)	42	72	102	132	162	192
Dimensions - H x D (mm)	138 x 122					
Dimensions - H x D (mm) incl. adapters and gland	165 x 133					
Mounting	DIN rail					
Weight Housing (gr)	360	530	697	865	1034	1200
Weight Wallmount Plate (gr)	67	119	172	223	277	329
Order number wall mount plate	YE03074.000038	YE03074.000068	YE03074.000098	YE03074.000128	YE03074.000158	YE03074.000188

Table 1 - Housing properties

Fiber Pre-Terminated Cassettes		
Description	MPO to 6 LC	MPO to 6 LC
Configuration	PSLDMA	P4LDMA
Fiber count	1 MPO with 12 fibers	
Fiber type	OS2 (blue)	OM4 (aqua)
Polarity Type	A	A
MPO gender (Trunk side)	Male	Male
MPO Polishing type	OS2/APC	OM4/PC
LC Polishing type	OS2/UPC	OM4/PC
Material	Steel (Powder coated)	
Appr. Weight Module (gr)	260	
Protection Class	IP40	

Table 2 – Fiber Cassette properties

Indication of inside cassette:




Port numbering

The fibers inside the cassette are connected according to the TIA color code and explained in the table below.

	FRONT - Port Locations											
Portnumber Duplex adapter	1		2		3		4		5		6	
Portnumber Port	1	2	3	4	5	6	7	8	9	10	11	12
Fiber Color	Blue	Orange	Green	Brown	Slate	White	Red	Black	Yellow	Violet	Rose	Aqua

Open side of module to the top



Performance

Insertion Loss and Return Loss

	Total IL (dB)	Total RL (dB)
Singlemode	<1.25	>55
Multimode	<1.50	>25

Mating cycles

	Mating Cycles
LC Duplex	500
MPO	500

Ordering information

Please contact your Belden representative or customer service to verify your selected configuration.

MIPP™ Pre-Term Configurator

	HOUSING	CASSETTE 1	CASSETTE 2	CASSETTE 3	CASSETTE 4
	M I P P / A D	/ P 4 L D M A	/ X X X X X X	/ X X X X X X	/ X X X X X X

Housing

Housing _____

X	No Housing
A	1 x single module
B	2 x single module
C	3 x single module
D	4 x single module
*	

Mounting _____

D	Standard DIN Rail
W	Wall Mount Plate included
X	No Housing

Fiber MPO Cassette

MPO Cassette _____

P	Pre Term Cassette
---	-------------------

Fiber Type _____

4	MM/OM4
S	SM/OS2 UPC

Connector (Patch Side) _____

LD	LC Duplex
----	-----------

Connector (Trunk Side) _____

M	1-Port MPO-12 (m)
---	-------------------

Polarity _____

A	Type - A
---	----------

P	4	L	D	M	A
---	---	---	---	---	---

* For additional Housings and Cassette combinations, please contact Customer Service.

Part numbers

EPN	Configuration	Description
MIPP-P1-001	MIPP/AD/PSLDMA	MIPP with Pre-Terminated MPO Cassette with 6 LC OS2/UPC duplex adapters (blue) to 1 MPO-12 (male), Polarity Type-A
MIPP-P2-002	MIPP/AD/P4LDMA	MIPP with Pre-Terminated MPO Cassette with 6 LC OM4 duplex adapters (aqua) to 1 MPO-12 (male), Polarity Type-A



Belden declares this product to be in compliance with the environmental regulations EU RoHS (Directive 2002/95/EC, 27 January 2003); this is valid for all material produced after the RoHS compliant date for this product.