



## Schottky Barrier Diode

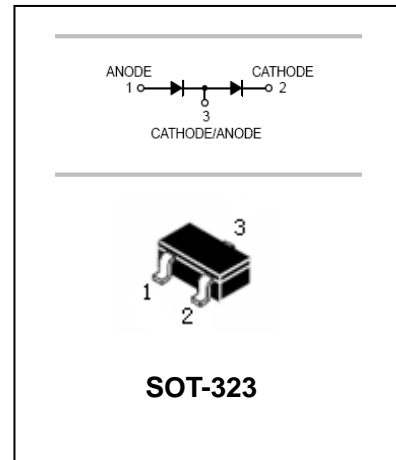
## MMBD352W

### FEATURES

- Very low capacitance-less than 1.0Pf @zero volts.
- Low forward voltage-0.5 Voltage(Typ.) @ $I_F=10\text{mA}$ .



Lead-free



### APPLICATIONS

- For UHF mixer applications.

### ORDERING INFORMATION

Type No.	Marking	Package Code
MMBD352W	M5	SOT-323

### MAXIMUM RATING @ $T_a=25^\circ\text{C}$ unless otherwise specified

Parameter	Symbol	Limits	Unit
Continuous reverse voltage	$V_R$	7.0	V
Power Dissipation	$P_d$	200	mW
Thermal resistance junction-to-ambient	$R_{\theta JA}$	625	
Junction temperature	$T_j$	150	$^\circ\text{C}$
Storage temperature range	$T_{stg}$	-55 to +150	$^\circ\text{C}$

### ELECTRICAL CHARACTERISTICS @ $T_a=25^\circ\text{C}$ unless otherwise specified

Parameter	Symbol	Test conditions	MIN	Typ.	MAX	UNIT
Reverse current	$I_R$	$V_R=3\text{V}$ $V_R=7\text{V}$			0.25 10	$\mu\text{A}$
Forward voltage	$V_F$	$I_F=10\text{mA}$			0.60	V
Diode capacitance	$C_D$	$V_R=0\text{V}$ , $f=1\text{MHz}$			1.0	pF



Schottky Barrier Diode

**MMBD352W**

TYPICAL CHARACTERISTICS @  $T_a=25^\circ\text{C}$  unless otherwise specified

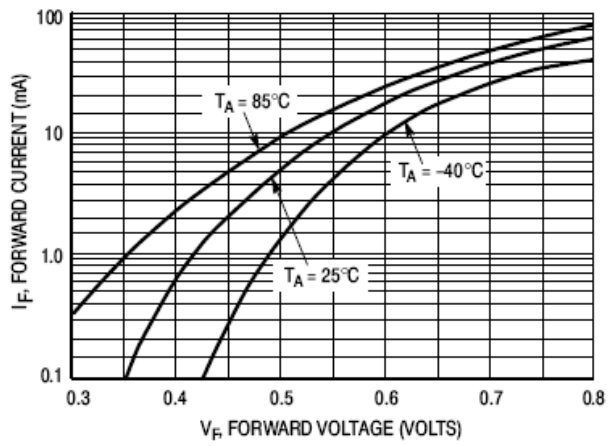


Figure 1. Forward Voltage

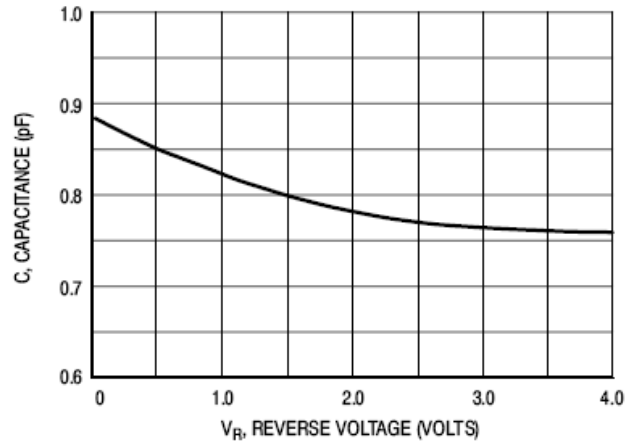


Figure 2. Capacitance



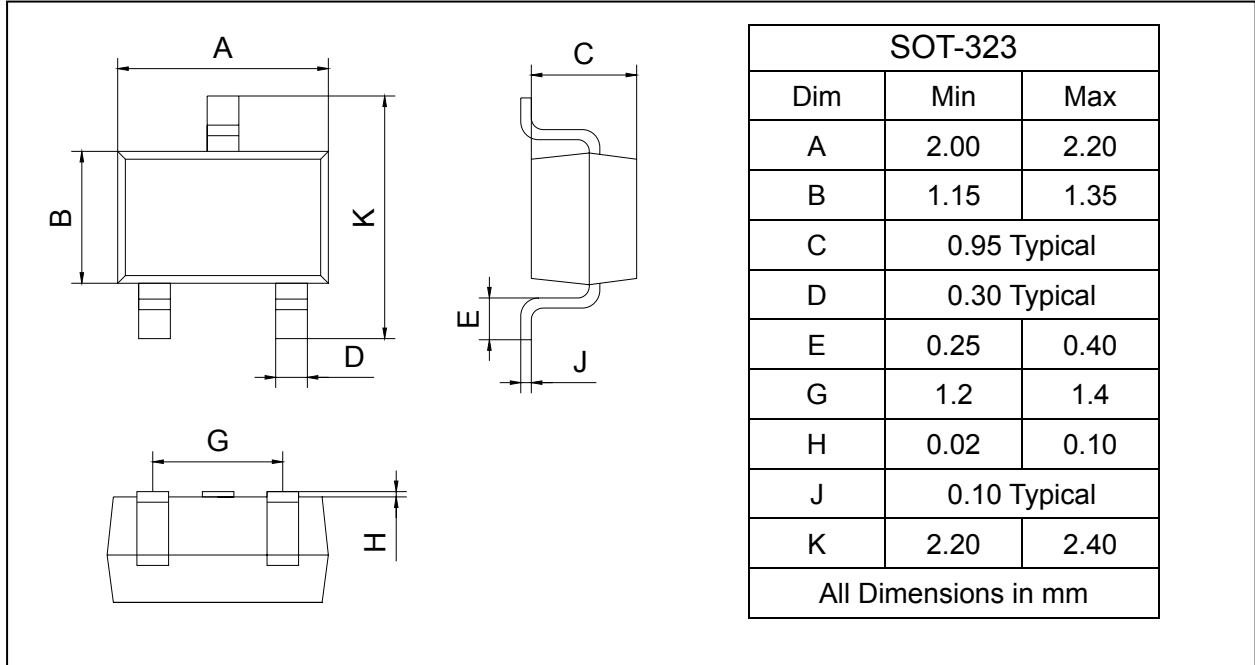
**Schottky Barrier Diode**

**MMBD352W**

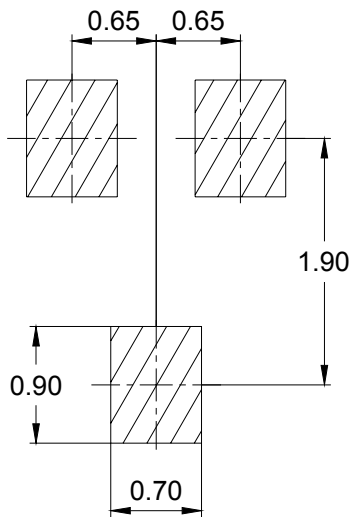
**PACKAGE OUTLINE**

Plastic surface mounted package

SOT-323



**SOLDERING FOOTPRINT**



**PACKAGE INFORMATION**

Device	Package	Shipping
MMBD352W	SOT-323	3000/Tape&Reel