

Schottky Barrier Diode

MMBD717

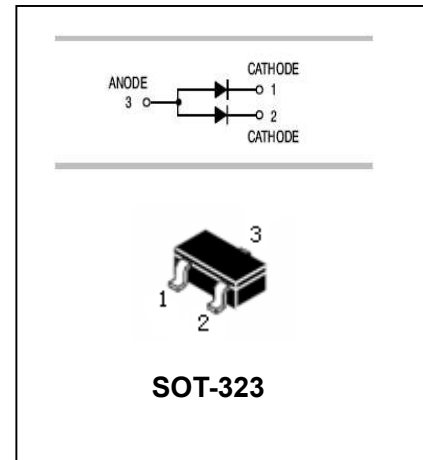
FEATURES

- Extremely fast switching speed.
- Extremely low forward voltage-
0.28V(Typ) $@I_F=1\text{mA}$.
- Common anode.



APPLICATIONS

- High speed switching application ,circuit protection and voltage clamping.



ORDERING INFORMATION

Type No.	Marking	Package Code
MMBD717	B3	SOT-323

MAXIMUM RATING @ $T_a=25^\circ\text{C}$ unless otherwise specified

Characteristic	Symbol	Limits	Unit
DC Reverse Voltage	V_R	20	V
Power Dissipation	P_d	200	mW
Operating Junction Temperature Range	T_j	150	$^\circ\text{C}$
Storage Temperature Range	T_{STG}	-55 to +150	$^\circ\text{C}$

ELECTRICAL CHARACTERISTICS @ $T_a=25^\circ\text{C}$ unless otherwise specified

Characteristic	Symbol	Min	TYP	MAX	UNIT	Test Condition
Reverse Breakdown Voltage	$V_{(BR)R}$	20		-	V	$I_R=10\mu\text{A}$
Forward Voltage	V_F	-	0.28	0.37	V	$I_F=1.0\text{mA}$
Reverse Leakage Current	I_R	-	0.05	1.0	μA	$V_R=10\text{V}$
Diode Capacitance	C_D	-	2.0	2.5	pF	$V_R=1.0\text{V}, f=1\text{MHz}$

Schottky Barrier Diode

MMBD717

TYPICAL CHARACTERISTICS @ $T_a=25^\circ\text{C}$ unless otherwise specified

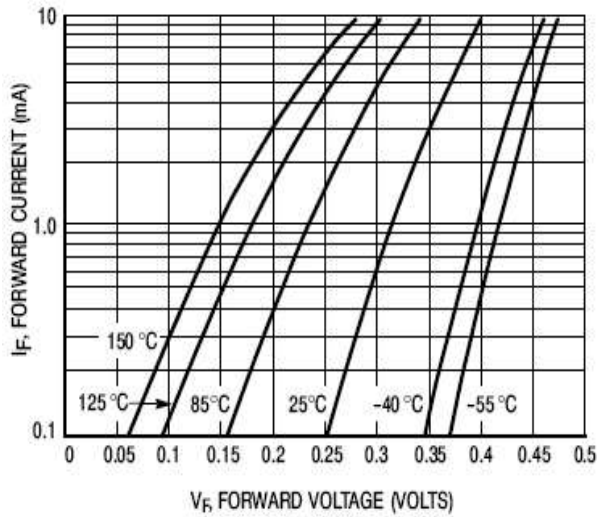


Figure 2. Typical Forward Voltage

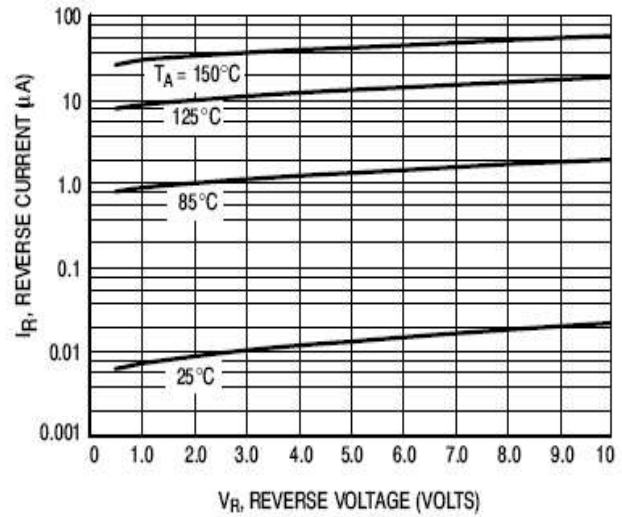


Figure 3. Reverse Current versus Reverse Voltage

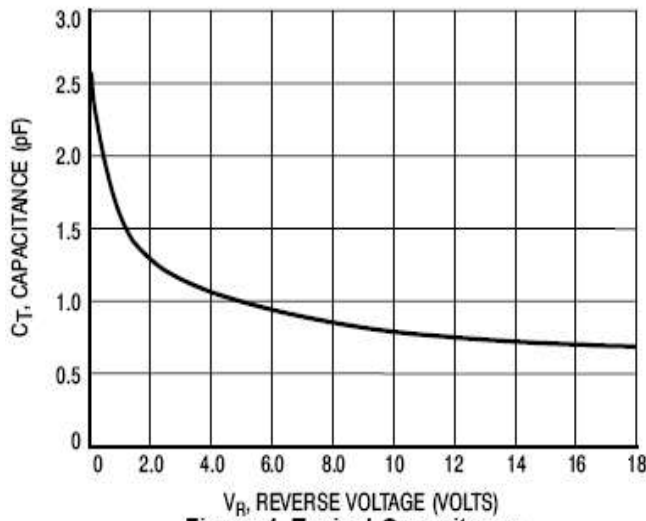


Figure 4. Typical Capacitance

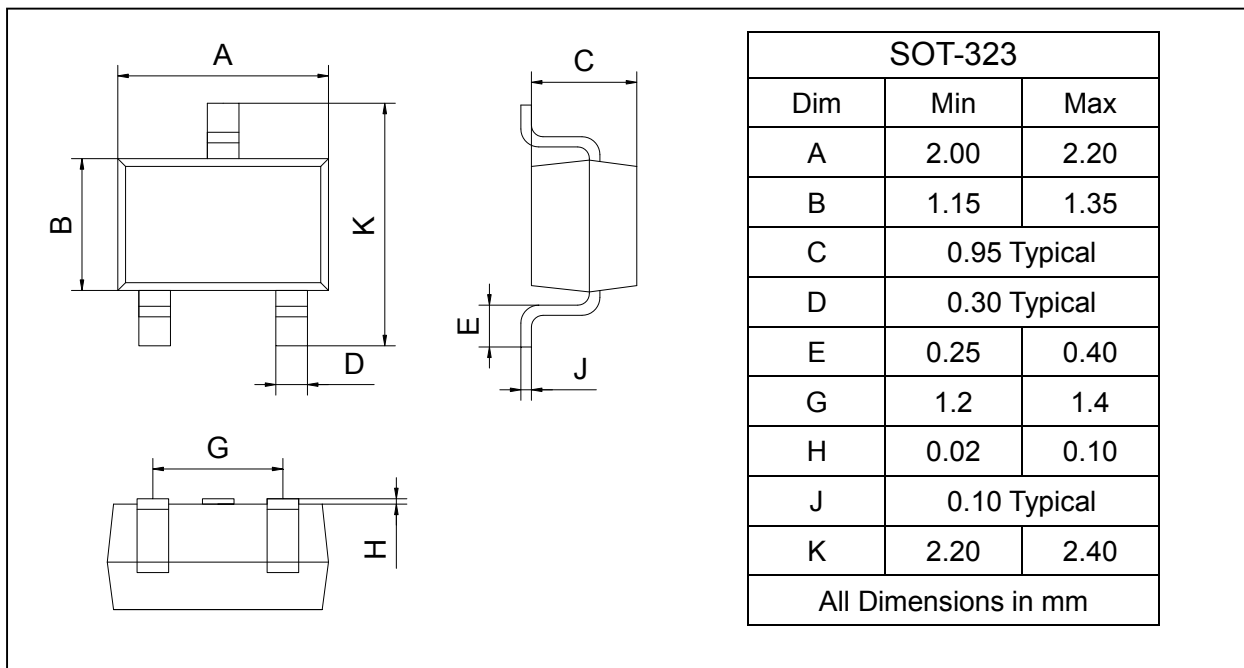
Schottky Barrier Diode

MMBD717

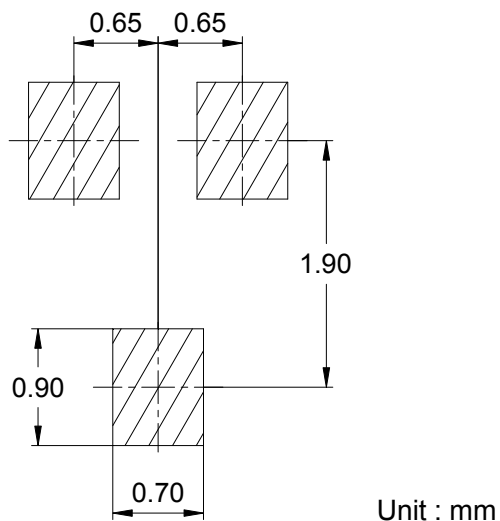
PACKAGE OUTLINE

Plastic surface mounted package

SOT-323



SOLDERING FOOTPRINT



PACKAGE INFORMATION

Device	Package	Shipping
MMBD717	SOT-323	3000/Tape&Reel