

The RF Line

NPN Silicon

High-Frequency Transistor

Designed for small-signal amplification at frequencies to 500 MHz. Specifically packaged for use in thick and thin-film circuits using surface mount components.

- High Gain — $G_{pe} = 15$ dB Typ @ $f = 200$ MHz
- Low Noise — $NF = 4.5$ dB Typ @ $f = 200$ MHz
- Available in tape and reel packaging options:
T1 suffix = 3,000 units per reel

MAXIMUM RATINGS

Rating	Symbol	Value	Unit
Collector-Emitter Voltage	V_{CEO}	15	Vdc
Collector-Base Voltage	V_{CBO}	30	Vdc
Emitter-Base Voltage	V_{EBO}	3.0	Vdc
Collector Current — Continuous	I_C	50	mAdc
Maximum Junction Temperature	T_{Jmax}	150	°C
Power Dissipation, $T_{case} = 75^\circ\text{C}$ (1) Derate linearly above $T_{case} = 75^\circ\text{C}$ @	$P_D(max)$	0.375 5.00	W mW/°C

THERMAL CHARACTERISTICS

Characteristic	Symbol	Max	Unit
Storage Temperature	T_{stg}	-55 to +150	°C
Thermal Resistance Junction to Case	$R_{\theta JC}$	200	°C/W

DEVICE MARKING

MMBR5179LT1 = 7H

ELECTRICAL CHARACTERISTICS ($T_A = 25^\circ\text{C}$ unless otherwise noted)

Characteristic	Symbol	Min	Typ	Max	Unit
----------------	--------	-----	-----	-----	------

OFF CHARACTERISTICS

Collector-Emitter Breakdown Voltage ($I_C = 3.0$ mAdc, $I_B = 0$)	$V_{(BR)CEO}$	15	—	—	Vdc
Collector-Base Breakdown Voltage ($I_C = 0.001$ mAdc, $I_E = 0$)	$V_{(BR)CBO}$	30	—	—	Vdc
Emitter-Base Breakdown Voltage ($I_E = 0.01$ mAdc, $I_C = 0$)	$V_{(BR)EBO}$	3.0	—	—	Vdc
Collector Cutoff Current ($V_{CB} = 15$ Vdc, $I_E = 0$)	I_{CBO}	—	—	0.02	μAdc

ON CHARACTERISTICS

DC Current Gain ($I_C = 3.0$ mAdc, $V_{CE} = 1.0$ Vdc)	h_{FE}	30	—	250	—
Collector-Emitter Saturation Voltage ($I_C = 10$ mAdc, $I_B = 1.0$ mAdc)	$V_{CE(sat)}$	—	—	0.4	Vdc
Base-Emitter Saturation Voltage ($I_C = 10$ mAdc, $I_B = 1.0$ mAdc)	$V_{BE(sat)}$	—	—	1.0	Vdc

SMALL-SIGNAL CHARACTERISTICS

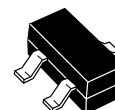
Current-Gain — Bandwidth Product ($I_C = 5.0$ mAdc, $V_{CE} = 6.0$ Vdc, $f = 100$ MHz)	f_T	—	1,400	—	MHz
Collector-Base Capacitance ($V_{CB} = 10$ Vdc, $I_E = 0$, $f = 0.1$ to 1.0 MHz)	C_{cb}	—	—	1.0	pF
50 ohm Noise Figure ($I_C = 1.5$ mAdc, $V_{CE} = 6.0$ Vdc, $R_S = 50 \Omega$, $f = 200$ MHz)	NF	—	4.5	—	dB
Common-Emitter Amplifier Power Gain ($V_{CE} = 6.0$ Vdc, $I_C = 5.0$ mAdc, $f = 200$ MHz)	G_{pe}	—	15	—	dB

NOTE:

1. Case temperature measured on collector lead immediately adjacent to body of package.

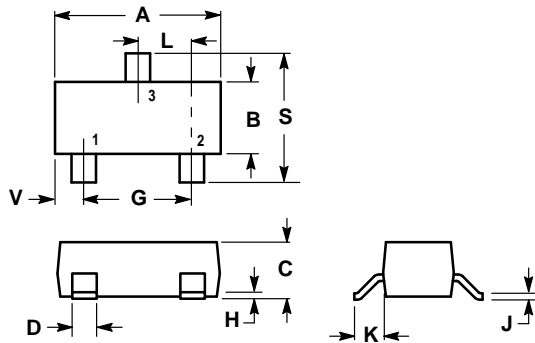
MMBR5179LT1

RF AMPLIFIER
TRANSISTOR
NPN SILICON



CASE 318-08, STYLE 6
SOT-23
LOW PROFILE
(TO-236AA/AB)

PACKAGE DIMENSIONS



NOTES:


1. DIMENSIONING AND TOLERANCING PER ANSI Y14.5M, 1982.
2. CONTROLLING DIMENSION: INCH.
3. MAXIMUM LEAD THICKNESS INCLUDES LEAD FINISH THICKNESS. MINIMUM LEAD THICKNESS IS THE MINIMUM THICKNESS OF BASE MATERIAL.

DIM	INCHES		MILLIMETERS	
	MIN	MAX	MIN	MAX
A	0.1102	0.1197	2.80	3.04
B	0.0472	0.0551	1.20	1.40
C	0.0350	0.0440	0.89	1.11
D	0.0150	0.0200	0.37	0.50
G	0.0701	0.0807	1.78	2.04
H	0.0005	0.0040	0.013	0.100
J	0.0034	0.0070	0.085	0.177
K	0.0140	0.0285	0.35	0.69
L	0.0350	0.0401	0.89	1.02
S	0.0830	0.1039	2.10	2.64
V	0.0177	0.0236	0.45	0.60

STYLE 6:

- PIN 1. BASE
2. EMITTER
3. COLLECTOR

CASE 318-08 ISSUE AF

Motorola reserves the right to make changes without further notice to any products herein. Motorola makes no warranty, representation or guarantee regarding the suitability of its products for any particular purpose, nor does Motorola assume any liability arising out of the application or use of any product or circuit, and specifically disclaims any and all liability, including without limitation consequential or incidental damages. "Typical" parameters which may be provided in Motorola data sheets and/or specifications can and do vary in different applications and actual performance may vary over time. All operating parameters, including "Typicals" must be validated for each customer application by customer's technical experts. Motorola does not convey any license under its patent rights nor the rights of others. Motorola products are not designed, intended, or authorized for use as components in systems intended for surgical implant into the body, or other applications intended to support or sustain life, or for any other application in which the failure of the Motorola product could create a situation where personal injury or death may occur. Should Buyer purchase or use Motorola products for any such unintended or unauthorized application, Buyer shall indemnify and hold Motorola and its officers, employees, subsidiaries, affiliates, and distributors harmless against all claims, costs, damages, and expenses, and reasonable attorney fees arising out of, directly or indirectly, any claim of personal injury or death associated with such unintended or unauthorized use, even if such claim alleges that Motorola was negligent regarding the design or manufacture of the part. Motorola and  are registered trademarks of Motorola, Inc. Motorola, Inc. is an Equal Opportunity/Affirmative Action Employer.

Mfax is a trademark of Motorola, Inc.

How to reach us:

USA/EUROPE/Locations Not Listed: Motorola Literature Distribution;
P.O. Box 5405, Denver, Colorado 80217. 1-303-675-2140 or 1-800-441-2447

JAPAN: Nippon Motorola Ltd.: SPD, Strategic Planning Office, 141,
4-32-1 Nishi-Gotanda, Shagawa-ku, Tokyo, Japan. 03-5487-8488

Customer Focus Center: 1-800-521-6274

Mfax™: RMFAX0@email.sps.mot.com – TOUCHTONE 1-602-244-6609
Motorola Fax Back System – US & Canada ONLY 1-800-774-1848
– http://sps.motorola.com/mfax/

ASIA/PACIFIC: Motorola Semiconductors H.K. Ltd.; 8B Tai Ping Industrial Park,
51 Ting Kok Road, Tai Po, N.T., Hong Kong. 852-26629298

HOME PAGE: <http://motorola.com/sps/>

