



Micro Commercial Components

Micro Commercial Components
20736 Marilla Street Chatsworth
CA 91311
Phone: (818) 701-4933
Fax: (818) 701-4939

MMBT222AT

NPN General Purpose Amplifier

Features

- Capable of 150mWatts of Power Dissipation
- Operating and Storage Junction Temperatures -55°C to 150°C
- Collector Current: 0.6A
- Case Material: Molded Plastic. UL Flammability Classification Rating 94-0 and MSL Rating 1
- Marking: 1P

Electrical Characteristics @ 25°C Unless Otherwise Specified

Symbol	Parameter	Min	Max	Units
--------	-----------	-----	-----	-------

OFF CHARACTERISTICS

$V_{(BR)CEO}$	Collector-Emitter Breakdown Voltage* ($I_C=10\text{mAdc}$, $I_B=0$)	40		Vdc
$V_{(BR)CBO}$	Collector-Base Breakdown Voltage ($I_C=10\mu\text{Adc}$, $I_E=0$)	75		Vdc
$V_{(BR)EBO}$	Emitter-Base Breakdown Voltage ($I_E=10\mu\text{Adc}$, $I_C=0$)	6.0		Vdc
I_{CBO}	Collector Cut-off Current ($V_{CB}=70\text{Vdc}$, $I_E=0$)		100	nAdc
I_{CEO}	Collector Cutoff Current ($V_{CE}=35\text{Vdc}$, $I_B=0$)		100	nAdc
I_{EBO}	Emitter Cut-off Current ($V_{EB}=3\text{Vdc}$, $I_C=0$)		100	nAdc

ON CHARACTERISTICS

h_{FE}	DC Current Gain* ($I_C=0.1\text{mAdc}$, $V_{CE}=10\text{Vdc}$) ($I_C=1.0\text{mAdc}$, $V_{CE}=10\text{Vdc}$) ($I_C=10\text{mAdc}$, $V_{CE}=10\text{Vdc}$) ($I_C=150\text{mAdc}$, $V_{CE}=10\text{Vdc}$) ($I_C=150\text{mAdc}$, $V_{CE}=10\text{Vdc}$) ($I_C=500\text{mAdc}$, $V_{CE}=10\text{Vdc}$)	35 50 75 100 50 40	300	
$V_{CE(sat)}$	Collector-Emitter Saturation Voltage ($I_C=150\text{mAdc}$, $I_B=15\text{mAdc}$) ($I_C=500\text{mAdc}$, $I_B=50\text{mAdc}$)		0.3 1.0	Vdc
$V_{BE(sat)}$	Base-Emitter Saturation Voltage ($I_C=150\text{mAdc}$, $I_B=15\text{mAdc}$) ($I_C=500\text{mAdc}$, $I_B=50\text{mAdc}$)		1.2 2.0	Vdc

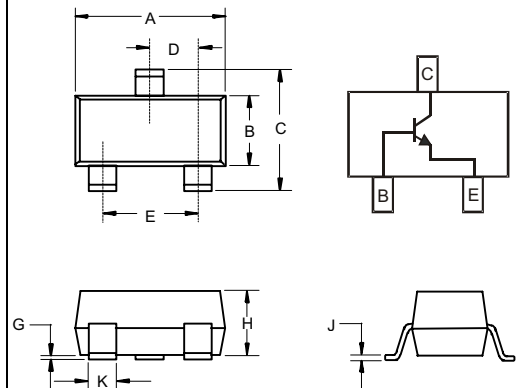
SMALL-SIGNAL CHARACTERISTICS

f_T	Current Gain-Bandwidth Product ($I_C=20\text{mAdc}$, $V_{CE}=20\text{Vdc}$, $f=100\text{MHz}$)	300		MHz
C_{obo}	Output Capacitance ($V_{CB}=10\text{Vdec}$, $I_E=0$, $f=100\text{kHz}$)		8.0	pF

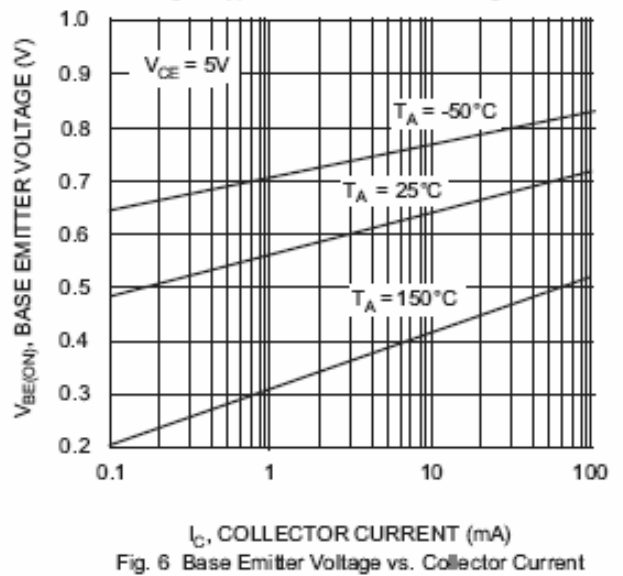
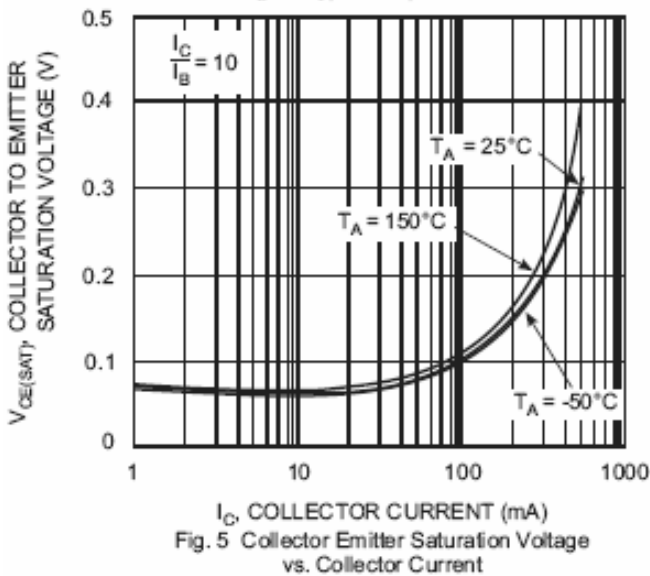
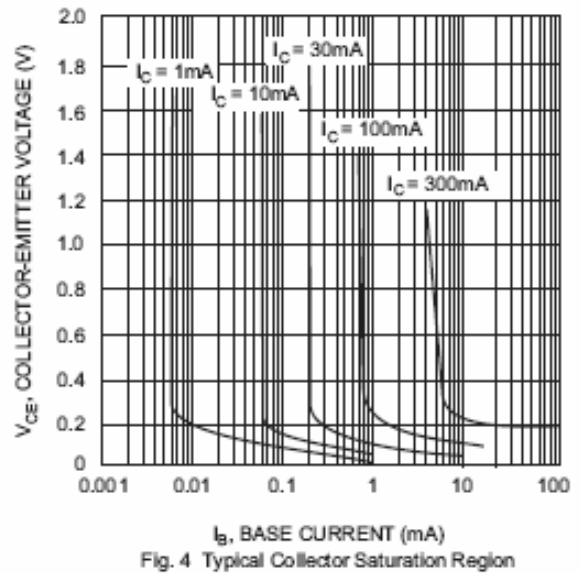
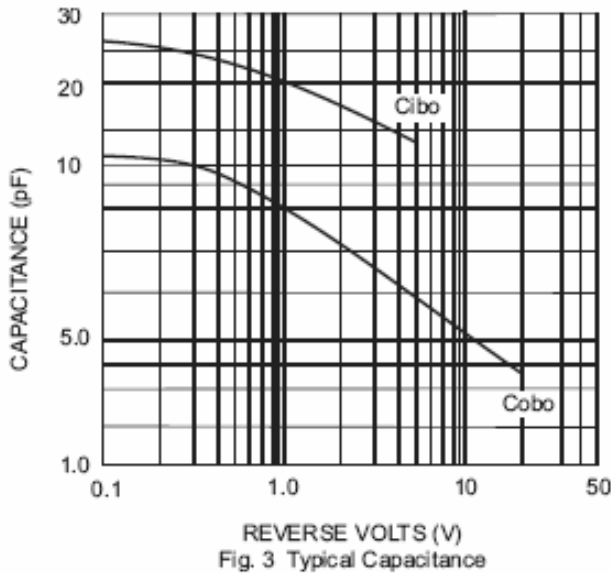
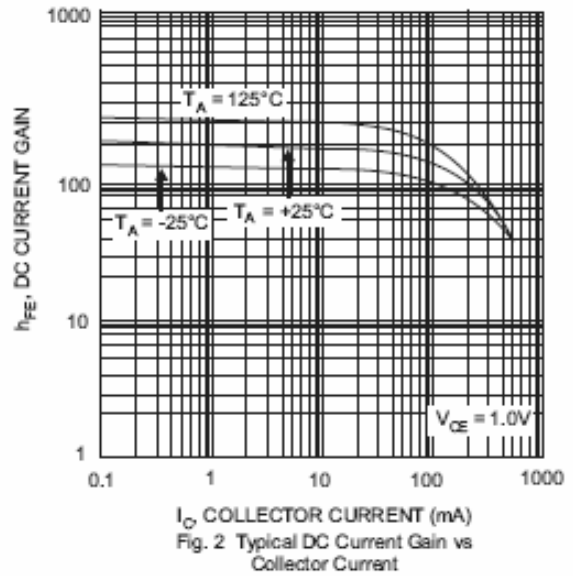
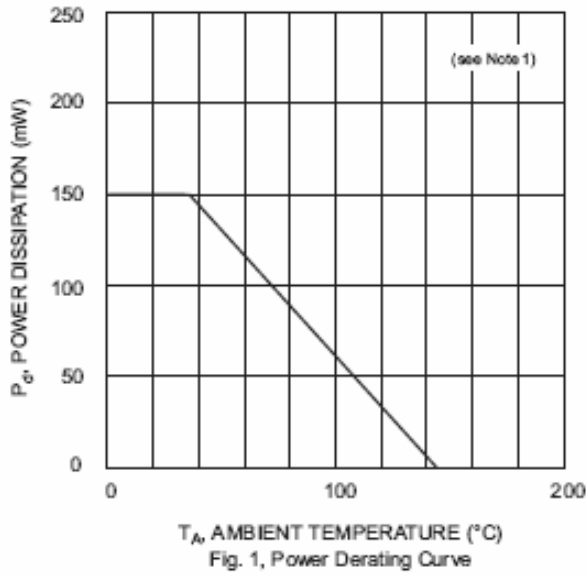
SWITCHING CHARACTERISTICS

t_d	Delay Time	(V _{CC} =30Vdc, V _{BE} =0.5Vdc I _C =150mAdc, I _{B1} =15mAdc)	10	ns
t_r	Rise Time		25	ns
t_s	Storage Time	(V _{CC} =30Vdc, I _C =150mAdc I _{B1} =I _{B2} =15mAdc)	225	ns
t_f	Fall Time		60	ns

SOT-523



DIM	DIMENSIONS				NOTE
	INCHES		MM		
A	.059	.067	1.50	1.70	
B	.030	.033	0.75	0.85	
C	.057	.069	1.45	1.75	
D	.020 Nominal		0.50 Nominal		
E	.035	.043	0.90	1.10	
G	.000	.004	.000	.100	
H	.028	.031	.70	0.80	
J	.004	.008	.100	.200	
K	.010	.014	.25	.35	





Micro Commercial Components

Ordering Information

Device	Packing
(Part Number)-TP	Tape&Reel;3Kpcs/Reel

IMPORTANT NOTICE

Micro Commercial Components Corp. reserves the right to make changes without further notice to any product herein to make corrections, modifications, enhancements, improvements, or other changes. *Micro Commercial Components Corp.* does not assume any liability arising out of the application or use of any product described herein; neither does it convey any license under its patent rights, nor the rights of others. The user of products in such applications shall assume all risks of such use and will agree to hold *Micro Commercial Components Corp.* and all the companies whose products are represented on our website, harmless against all damages.

APPLICATIONS DISCLAIMER

Products offer by *Micro Commercial Components Corp.* are not intended for use in Medical, Aerospace or Military Applications.